

# **NOTICE OF COUNCIL MEETING**

## *PUBLIC AGENDA*

An Ordinar Meeting of City of Parramatta Council will be held in PHIVE (COUNCIL CHAMBER) AT 5 PARRAMATTA SQUARE, PARRAATTA on Monday, 8 May 2023 at 6:30PM.

### **ATTACHMENTS**

#### **(13.1)**



**THIS PAGE IS LEFT BLANK INTENTIONALLY**




---

**TABLE OF CONTENTS**

---

<b>ITEM</b>	<b>SUBJECT</b>	<b>PAGE NO</b>
13.1	Draft Delivery Program 2022-26, Operational Plan and Budget 2023/24, Long Term Financial Plan 2023-33	
	Attachment 1Draft DPOP: Parts 1-4, Delivery Program and Operational Plan.....	4
	Attachment 2Draft DPOP: Part 5, Financial Information (Budget 2023/24) .....	114
	Attachment 3Draft DPOP: Part 6, Fees & Charges 2023/24 .....	133
	Attachment 4Draft Fees and Charges – Key Changes since 2022/23.....	350
	Attachment 5Draft Long Term Financial Plan – FY2023-2033 .....	444



# Draft Delivery Program 2022-26

Year 2

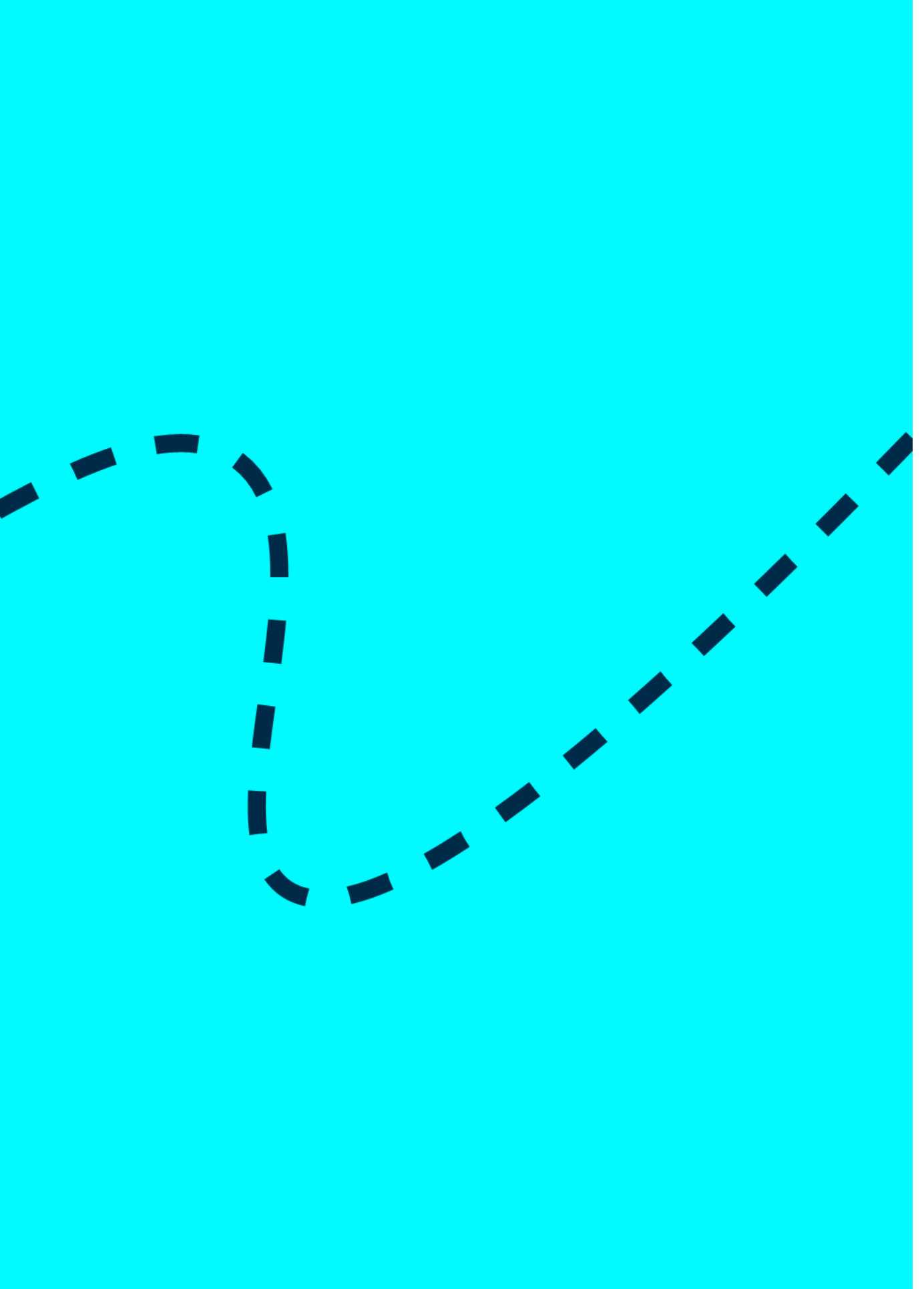


CITY OF  
PARRAMATTA

Draft Operational Plan  
& Budget 2023-24

---

Delivery Program 2022-26,  
Operational Plan & Budget 2023/24  
DRAFT for public exhibition April 2023



We respectfully acknowledge the  
Traditional Owners and custodians  
of the land and waters of Parramatta,  
the Dharug peoples.

*Nunanglanungdyu baramada gulbanga  
mawa naa Baramadagal dharug ngurrawa  
badura baramada dharug yura*



# Recognition of the Dharug peoples

---

**City of Parramatta recognises the Dharug Nation as traditional owners, part of the oldest continuous living cultures in the world.**

Since the dawn of time, Parramatta has been home to the Dharug peoples, the traditional custodians of the land we call the City of Parramatta today. The Dharug peoples cared for and nurtured the habitat, land, and waters for thousands of generations, and maintain an ongoing connection to Parramatta and its surrounding areas.

With the challenges we all have faced over the last 3 years locally and globally we can learn from the resilience and community spirit of First Nations to ensure a sustainable City for all. Parramatta has always been an important meeting place for First Nations, particularly the Parramatta River, which has provided life and vitality since the beginning of time (The Dreaming).

The name Parramatta is a derivation of the word Burrumatta or "place where the eels lie down" (breeding location for eels within the Parramatta River). Parramatta Square has also always been a meeting place for Dharug clans, for other First Nations peoples and for the waves of migrants who have come to call Parramatta home.

City of Parramatta recognises the significance of this area for all First Nations peoples as a site of early contact between Indigenous Australians and European colonists, and Parramatta remains an important meeting place for Indigenous Australians.

First Nations peoples continue to play a vital role in the ecological, economic, and social and cultural life of Parramatta, while maintaining a distinct culture built on the principles of Caring for Country, the primacy of kinship relationships, and the dignity and authority of Elders.

At City of Parramatta, we imagine a future where the cultures, histories and rights of all First Nations are understood, recognised, and respected by all Australians.

The City of Parramatta is committed to playing an active role in making this future a reality. Since the implementation of Council's Stretch Reconciliation Action Plan (RAP) we have continued our support of the Dharug and broader First Nations community.


Over 2020/21 Council embarked on a journey to develop a First Nations Strategy, which we envisage will be co-designed with our First Nations communities and that will have strong principles of recognition, social justice and accountability.

# Message from the Lord Mayor

---

Message to be included after exhibition.









## CONTENTS

---

**05** Recognition of the Dharug peoples

---

**06** Message from the Lord Mayor

---

**14** Part 1: Introduction

---

**16** Welcome

---

**18** Our councillors

---

**20** Our City in numbers

---

**22** Financial snapshot

---

**24** Part 2: Delivering our plan

---

**26** Integrated Planning and Reporting

---

**28** How we develop the plan

---

**30** Community Engagement

---

**31** Reporting on our progress

---



---

## **32 Part 3: Our principal activities**

---

### **34 How to Read This Section**

---

### **36 Fair - Strategic Actions and Services**

---

### **38 Accessible - Strategic Actions and Services**

---

### **40 Welcoming - Strategic Actions and Services**

---

### **42 Green - Strategic Actions and Services**

---

### **44 Thriving - Strategic Actions and Services**

---

### **46 Innovative - Strategic Actions and Services**

---





---

## **48 Part 4: Our Services and Projects 2022-26**

---

### **50 How to Read This Section**

---

### **53 Overview - City Assets and Operations**

---

### **54 Capital Delivery**

---

### **56 Environment and Sustainability**

---

### **58 Parks and Open Spaces**

---

### **60 Fleet and Depot Operations**

---

### **61 Regulatory Services**

---

### **62 Waste Management and Cleansing**

---

### **64 Road and Civil Infrastructure**

---

### **66 Overview – Community Services**

---

### **67 Libraries**

---

### **68 Parramatta Artists' Studios and Cultural Services**

---

### **69 PHIVE and Community Hubs**

---

### **70 Social and Community Services**

---

### **72 Riverside Theatres**

---



---

**74 Overview – City Engagement and Experience**

---

**75 Communication and Marketing**

---

**76 Community Engagement and Research**

---

**77 Customer Service Centre**

---

**78 Events and Festivals**

---

**80 Overview - City Planning and Design**

---

**81 City Design**

---

**82 Infrastructure Planning and Design**

---

**84 Majors Projects and Precincts**

---

**86 Strategic Land Use Planning**

---

**88 Development and Traffic Services**

---



---

**90 Overview - Property and Place**

---

**91 Project Delivery (Property Capital Projects)**

---

**92 Place Services**

---

**95 Property Development**

---

**96 Property, Security, Assets and Services**

---

**98 Overview - City Strategy**

---

**99 Corporate Strategy**

---

**100 City Strategy**

---

**102 Project Management Office**

---

**104 Overview - Supporting Corporate Services**

---

**105 People, Culture and Workplace**

---

**106 Finance and Information**

---









# INTRODUCTION



---

**1.1 — Welcome**

---

**1.2 — Our councillors**

---

**1.3 — Our City in numbers**

---

**1.4 — Financial snapshot**

---

**01**



# 1.1 Welcome

---

Welcome to the City of Parramatta Council's Draft Delivery Program 2022-26 and Operational Plan & Budget 2023/24.

The Delivery Program and Operational Plan (DPOP) presents Council's core services, activities and projects that will be delivered in the year to meet the needs of the community.

This document also provides the community with transparency around Council's four-year budget, our capital and maintenance programs, and the proposed rates, fees and charges for the financial year.

## THIS DOCUMENT HAS SIX PARTS:

PART 1 Introduction

---

PART 2 Delivering Our Plan

---

PART 3 Our Principal Activities

---


PART 4 Our Services and Projects 2022-26

---

PART 5 Attachment 1  
Budget 2023/24

---

PART 6 Attachment 2  
Fees and Charges 2022/23









## 1.2

# Our councillors



**Lord Mayor**  
Donna Davis  
(02) 9806 5050

lordmayor@cityofparramatta.  
nsw.gov.au



**Councillor**  
Lorraine Wearne  
0416 035 817

lwearne@cityofparramatta.  
nsw.gov.au



**Councillor**  
Cameron MacLean  
0422 141 415

cmaclean@cityofparramatta.  
nsw.gov.au

Epping Ward



**Deputy Lord Mayor**  
Sameer Pandey  
0435 226 746

spandey@cityofparramatta.  
nsw.gov.au



**Councillor**  
Henry Green  
0415 695 260

hgreen@cityofparramatta.  
nsw.gov.au



**Councillor**  
Phil Bradley  
0428 297 590

pbradley@cityofparramatta.  
nsw.gov.au

Parramatta Ward



**Councillor**  
Pierre Esber  
0418 265 632

pesber@cityofparramatta.  
nsw.gov.au



**Councillor**  
Michelle Garrard  
0405 725 091

mgarrard@cityofparramatta.  
nsw.gov.au



**Councillor**  
Kellie Darley  
0422 141 418

kdarley@cityofparramatta.  
nsw.gov.au

Dundas Ward



**Councillor**  
Ange Humphries  
0422 754 040

ahumphries@cityofparramatta.  
nsw.gov.au



**Councillor**  
Georgina Valjak  
0422 757 511

gvaljak@cityofparramatta.  
nsw.gov.au



**Councillor**  
Donna Wang  
0408 921 369

dwang@cityofparramatta.  
nsw.gov.au

North Rocks Ward



**Councillor**  
Dr Patricia Prociv  
0412 984 176

pprociv@cityofparramatta.  
nsw.gov.au



**Councillor**  
Dan Siviero  
0424 659 851

dsiviero@cityofparramatta.  
nsw.gov.au



**Councillor**  
Paul Noack  
0422 141 422

pnoack@cityofparramatta.  
nsw.gov.au

Rosehill Ward

## 1.3

# Our City in numbers

### Our people

Topic	Key Figures
<b>POPULATION</b>	<b>256,729</b> in 2021 (3,056 people per km <sup>2</sup> ) <b>446,021</b> forecast for 2041 (5,310 people per km <sup>2</sup> ) Median age = <b>35 years</b> (NSW = 39 years) <b>81%</b> feel welcome living in our city
<b>DWELLINGS</b>	<b>106,562</b> occupied dwellings in 2021 <b>188,448</b> dwellings forecast for 2041 <b>47.3%</b> of residents live in a flat or apartment
<b>DIVERSITY</b>	<b>0.8%</b> of residents identify as Aboriginal and/or Torres Strait Islander <b>57.6%</b> of residents were born overseas <b>61.8%</b> speak a language other than English at home <div> 12.4% Mandarin  6.4% Cantonese  5.5% Korean </div>
<b>EDUCATION AND EMPLOYMENT</b>	<b>44.2%</b> of residents hold a bachelor's degree or higher <b>97.2%</b> employment rate in December 2021 <b>23.6%</b> of residents work within the LGA* Median household income = <b>\$2,051</b> per week (NSW = \$1,829)
<b>VULNERABLE COMMUNITIES</b>	<b>13.1%</b> of households are 'low income', earning less than \$650 per week <b>34.1%</b> of households are in housing stress* <b>4.8%</b> of people require assistance with daily living activities* <b>18.1%</b> of residents reported that they do not speak English well or at all

**Note:** Information contained in this document is based on available information at the time of writing. All figures are indicative only and should be referred to as such. While City of Parramatta Council has exercised reasonable care in preparing this document it does not warrant or represent that it is accurate or complete.

## 📍 Our place

Topic	Key Figures
<b>LOCATION</b>	The City of Parramatta covers <b>84km<sup>2</sup></b> at the centre of metropolitan Sydney, 24km west of Sydney CBD
<b>CONNECTION</b>	Home to the Dharug peoples for more than <b>60,000 years</b> Australia's oldest inland European settlement
<b>HERITAGE</b>	Parramatta Park is a <b>World Heritage Listed</b> site <b>More than 750</b> significant archaeological sites <b>More than 50</b> State significant heritage sites
<b>ENVIRONMENT</b>	<b>105km</b> of waterways including 88.2km (or 84%) of natural waterways <b>863ha</b> of green and open space including 389ha bushland and 64 sporting fields <b>36.7%</b> vegetation cover including 22.6% tree canopy cover <b>600</b> unique species of flora and 230 unique species of fauna More than <b>10 days</b> per year over <b>35°C</b> since 2018 An average of over <b>31</b> evenings and days per year experience heatwave conditions
<b>ECONOMY</b>	<b>2.3 million</b> people live within a 45-minute commute to the Parramatta CBD Gross Regional Product = <b>\$32.88 billion</b> <b>202,000</b> people work in the City of Parramatta <b>31,600</b> jobs created in the past 5 years More than <b>33,000</b> businesses call Parramatta home <b>11.4%</b> vacancy in Parramatta's A-grade premium commercial office buildings

\*2016 Census data.

Data sourced from Australian Bureau of Statistics (2021 Census), Forecast.id (2021 ERP release), Profile.id (2016 Census, June 2021), Small Area Labour Markets (June 2021), GIS (2020, 2021), Urban Monitor methodology and data (2016), Bushland Survey (2016), Bureau of Meteorology (2016, 2017-2020), Price Waterhouse Coopers (2016), Property Council of Australia (July 2021).

## 1.4

# Financial snapshot

This Delivery Program, Operational Plan and Budget outlines Council's commitment to deliver a broad range of initiatives across the City of Parramatta local government area. Council has budgeted more than \$613 million of operating and capital expenditure in the 2023/24 financial year.

<b>Council expenditure</b>	<b>2023/24 \$'000</b>
Operational expenditure (including depreciation)	327,714
Capital expenditure	285,727
<b>Total</b>	<b>613,441</b>

Full details and explanations are contained in:

- Part 5: Attachment 1 - Budget 2023/24
- Part 6: Attachment 2 - Fees and Charges 2023/24



---

For every \$100 spent by Council in 2023/24,  
Council will spend:



Major Works &  
Construction



Parks, Public Spaces  
& Recreation



Administration  
& Corporate  
Services



Maintaining  
Roads, Footpaths  
& Drains



Waste  
Management



Planning &  
Development



Library &  
Community Services



Culture & Events



Environmental  
Sustainability



Trade & Fleet  
Management



Engineering &  
Traffic





# DELIVERING OUR PLAN



---

**2.1 — Integrated Planning & Reporting**

---

**2.2 — How we develop the plan**

---

**2.3 — Community engagement**

---

**2.4 — Reporting on our progress**

---

02

## 2.1

# Integrated Planning and Reporting

---

Under the Local Government Act (Planning & Reporting) 2009 (NSW), councils are required to take a rigorous approach to strategic and financial planning.

The Integrated Planning and Reporting (IP&R) framework is used by Council to connect various strategic plans, enabling closer collaboration between Council, the community, and our partners to achieve a shared vision and committed action.

At the City of Parramatta, integrity is a core value that guides our commitment to careful forward planning for our communities and partners. We uphold the guiding principles of the IP&R framework, designed for local governments to plan for long-term sustainability and report transparently. By bringing together plans and resources, we aim to provide the best possible value to those we serve.



## OUR INTEGRATED PLANNING AND REPORTING FRAMEWORK



## 2.2

# How we develop the plan

The building blocks of this Delivery Program and Operational Plan are the result of a process which involved input from our community, councillors and staff.

### COMMUNITY

In late 2021, Council held a 5-week consultation to gather input on our refreshed Community Strategic Plan and new Delivery Program, aiming to gain a deeper understanding of our community's long-term aspirations for our city and identify key priorities for the next four years.

The consultation yielded 229 total submissions on the various surveys in the consultation. These included 156 responses on four-year priorities, which revealed a number of themes that were considered in the development of this Plan. In May to June the public exhibition period yielded 111 total submissions.

In late 2022 and early 2023, Council engaged with community members to identify their priorities within the context of Council's new strategies. The themes highlighted by community members were aligned with the existing priorities that informed this document.

### COUNCILLORS

For the initial development of the Delivery Program 2022–2026, workshops held for Councillors over January–June 2022 set the strategic direction for City of Parramatta Council and confirmed the priorities that informed Council's activities and resource decisions for the four-year Council term.

To update the Plan for 23/24, Councillors reviewed Council's priorities, deliverables and budgets through a further series of workshops and meetings.

### STAFF

Between November 2021 and April 2022, Council's executive and senior leadership teams considered Council's strategic direction, statutory functions, existing commitments, community feedback and financial position to prepare this plan.

To ensure that the plan remains up-to-date and relevant, a similar engagement process was undertaken between January and April 2023 to review and improve the existing document. This process allowed Council to incorporate any new information or changes to its strategic direction, ensuring that the plan remains effective in meeting the needs of the community.





## 2.3

# Community engagement

Our Community Engagement Strategy guides us on how to best involve the community in decisions that will affect them. Engagement helps Council maintain strong relationships with our community and partners. Through meaningful, timely consultation, insightful research and regular communication, Council is able to represent and balance local interests.

For more information, visit [www.participate.cityofparramatta.nsw.gov.au](http://www.participate.cityofparramatta.nsw.gov.au)

## WHAT YOU'VE TOLD US SO FAR

- ✓ Investment in green initiatives (Tree planting, EV infrastructure, renewables in community infrastructure, increases in tree canopy cover, bush care, the protection of our biodiversity and leadership in sustainability).
- ✓ Traffic and transport (Congestion, provision, improvement on transport connections, parking, pedestrian crossings, increase safety and public and active transport).
- ✓ Community services and facilities (Over 55's programs, libraries, public pools, education, events and festivals which stimulate visitation and supporting to living a healthy lifestyle).
- ✓ Open green and recreation investment (Programs, facilitates, parks, pedestrian friendly spaces/networks).
- ✓ Affordable and diverse housing/accommodation
- ✓ Equal/fairer distribution of funding and facilities across all wards and strong governance

This draft plan will be on public exhibition in May and June 2023. Engagement results will be included in the final version of this document.

## 2.4

# Reporting on our progress



Council is committed to transparency and accountability for the progress made on the Key Projects and KPIs outlined in Parts Two and Three of this Plan.

Regular monitoring and reporting our progress helps us stay on track and make any necessary adjustments, while keeping our community and stakeholders informed and engaged in the process.

Council's reporting will comply with all legislative requirements. We will provide other informal updates through our website and neighbourhood communications.

The Integrated Planning and Reporting Framework (S.404 Local Government Act) requires Council to prepare:

- ✓ **Quarterly Budget Reviews** outlining Council's financial position.
- ✓ **Progress reports at least every six months** on the KPIs and Key Projects from our Delivery Program and Operational Plan
- ✓ An **Annual Report** which includes the achievements of Council in implementing the Delivery Program, additional information required by legislation and audited Financial Statements for the financial year.
- ✓ A **State of our City** report detailing Council's progress in implementing the Community Strategic Plan during the Council term.

**To read Council's reports, visit:**

[www.cityofparramatta.nsw.gov.au/council/key-council-documents/quarterly-and-annual-reporting](http://www.cityofparramatta.nsw.gov.au/council/key-council-documents/quarterly-and-annual-reporting)





# OUR PRINCIPAL ACTIVITIES

---

### **3.1 — About this Part of the Plan**

---

### **3.2 — Fair - Strategic Actions and Services**

---

### **3.3 — Accessible - Strategic Actions and Services**

---

### **3.4 — Welcoming - Strategic Actions and Services**

---

### **3.5— Green - Strategic Actions and Services**

---

### **3.6 — Thriving - Strategic Actions and Services**

---

### **3.7 — Innovative -Strategic Actions and Services**

---

03

## 3.1

# How to read this section

This section outlines Council's principal activities to deliver on the six Community Goals in the Community Strategic Plan 2018-2038 (CSP).

Our CSP includes six long term Goals for the City, as well as Community Outcomes and Strategic Actions to support these Goals.

Over the four year life of this Delivery Program, our services are Council's principal activities to achieve these Goals.

The following pages detail how Council's services will deliver on our CSP.

## OUR COMMUNITY GOALS



**FAIR**

We can all benefit from the opportunities our City and neighbourhoods offer.



**ACCESSIBLE**

We can all take part and get to where we want to go.



**WELCOMING**

We foster belonging and celebrate culture and diversity.



**GREEN**

We value and care for our environment.



**THRIVING**

We are a nation-leading City, with prospering communities and industries.



**INNOVATIVE**

We champion new ideas to create a better future.

## Understanding our Goals, Strategic Actions and which Services are delivering them.



## 3.2

# Fair

We can all benefit from the opportunities our City and neighbourhoods offer.

F.1

### OUR SPACES AND FACILITIES MEET OUR NEEDS AND SUPPORT HEALTH AND WELLBEING

Strategic Action	Leading Services	
<b>F.1.1</b> <b>Facilitate equitable provision of quality public spaces, community infrastructure and services that enhance community health, wellbeing and resilience</b>	✓ City Strategy	✓ Social and Community Services
	✓ Community Infrastructure	✓ Roads and Civil Infrastructure
	✓ Libraries	✓ PHIVE and Community Hubs
	✓ Place Services	
	✓ Parks and Open Spaces	

F.2

### OUR CITY IS A DESTINATION FOR EDUCATIONAL EXCELLENCE, WHERE EVERYONE IS SUPPORTED TO REACH THEIR FULL POTENTIAL

Strategic Action	Leading Services	
<b>F.2.1</b> <b>Provide education, learning and volunteering opportunities that enable people to grow and contribute to the community</b>	✓ Libraries	✓ PHIVE and Community Hubs
	✓ Social and Community Services	





F.3

**EVERYONE HAS A PLACE TO LIVE THAT MEETS THEIR NEEDS**

<i>Strategic Action</i>	<i>Leading Services</i>
<b>F.3.1</b> <b>Plan and advocate for quality housing options, including affordable housing, that support the needs of our diverse community through all life stages</b>	<input checked="" type="checkbox"/> City Strategy

F.4

**EVERYONE CAN HAVE A SAY AND CONTRIBUTE TO THEIR COMMUNITY**

<i>Strategic Action</i>	<i>Leading Services</i>
<b>F.4.1</b> <b>Provide opportunities for everyone to share their perspectives, be heard, and influence decision-making processes</b>	<input checked="" type="checkbox"/> Corporate Strategy <input checked="" type="checkbox"/> Customer Engagement and Research <input checked="" type="checkbox"/> Social and Community Services
<b>F.4.2</b> <b>Deliver effective, responsible, and ethical City leadership, and responsible financial management, reflective of community needs and aspirations</b>	<input checked="" type="checkbox"/> Audit and Risk <input checked="" type="checkbox"/> City Strategy <input checked="" type="checkbox"/> Corporate Strategy <input checked="" type="checkbox"/> Finance and Information <input checked="" type="checkbox"/> Fleet and Depot Operations <input checked="" type="checkbox"/> Governance <input checked="" type="checkbox"/> Legal <input checked="" type="checkbox"/> People, Culture and Workplace <input checked="" type="checkbox"/> Project Management Office <input checked="" type="checkbox"/> Regulatory Services

## 3.3

# Accessible

We can all take part and get to where we want to go.

A.1

## OUR CITY IS ACCESSIBLE TO PEOPLE OF ALL ABILITIES, AGES AND CULTURAL BACKGROUNDS

### Strategic Action

### Lead Services - Delivery Program 2022-26

A.1.1

**Plan our City and services with universal design principles, so that they are safe and accessible by all**



Capital Delivery



Parks and Open Spaces



City Design



Regulatory Services



Development and Traffic Services



Social and Community Services

A.2

**WE ARE CONNECTED BY WELL-DESIGNED INTEGRATED TRANSPORT NETWORKS**

<b>Strategic Action</b>	<b>Lead Services - Delivery Program 2022-26</b>	
<b>A.2.1</b> <b>Advocate for public transport to connect our neighbourhoods and the Greater Sydney region</b>	 City Strategy	 Strategic Land Use Planning
	 Infrastructure Planning and Design	 Parks and Open Space
<b>A.2.2</b> <b>Connect our City with safe, equitable, and enjoyable networks for pedestrians and people riding bikes</b>	 Capital Delivery	 Roads and Civil Infrastructure
	 City Strategy	 Strategic Land Use Planning
<b>A.2.3</b> <b>Deliver and advocate for streets that improve transport outcomes and reduce traffic congestion</b>	 Development and Traffic Services	 Roads and Civil Infrastructure
	 Regulatory Services	

## 3.4

# Welcoming

We foster belonging and celebrate culture and diversity.

W.1

**WE RECOGNISE THAT PARRAMATTA HAS ALWAYS BEEN A GATHERING PLACE, AND OUR DIVERSITY IS OUR STRENGTH**

## Strategic Action

## Lead Services - Delivery Program 2022-26

W.1.1

**Recognise the Dharug traditional owners of Parramatta, and ensure that the voices and aspirations of our First Nations communities are elevated and realised**



City Design



Social and Community Services



Parramatta Artists' Studios and Cultural Services

W.2

**EVERYONE CAN PARTICIPATE, BELONG, AND FEEL CONNECTED**

## Strategic Action

## Lead Services - Delivery Program 2022-26

W.2.1

**Encourage and celebrate community connections, culture and social inclusion through initiatives, events and facilities**



Events and Festivals



PHIVE and Community Hubs



Parramatta Artists' Studios and Cultural Services



Riverside Theatres

W.2.2

**Respect and protect our shared living histories, heritage and places**



Development and Traffic Services



PHIVE and Community Hubs

W.3

**WE ALL FEEL SAFE AND FREE TO ENJOY OUR CITY**

Strategic Action	Lead Services - Delivery Program 2022-26	
W.3.1 <b>Create and facilitate places and programs that support real and perceived community safety</b>	<input checked="" type="checkbox"/> Place Services	<input checked="" type="checkbox"/> Social and Community Services
	<input checked="" type="checkbox"/> Property, Security, Assets and Services	





## 3.5

# Green

We value and care for our environment.

## G.1

**WE HAVE A HEALTHY NETWORK OF GREEN SPACE AND WATERWAYS THROUGHOUT OUR CITY**

<i>Strategic Action</i>	<i>Lead Services - Delivery Program 2022-26</i>	
G.1.1 <b>Enhance the health of Parramatta River and its tributaries, and advocate for integrated water cycle management</b>	✓ Capital Delivery	✓ Parks and Open Spaces
	✓ City Strategy	
G.1.2 <b>Protect and increase the quality of our natural environment, bushland and biodiversity</b>	✓ City Strategy	✓ Infrastructure Planning and Design
	✓ Environment and Sustainability	✓ Major Projects and Precincts

## G.2

**WE CAN ALL ENJOY AND CONNECT WITH OUR ENVIRONMENT**

<i>Strategic Action</i>	<i>Lead Services - Delivery Program 2022-26</i>	
G.2.1 <b>Improve the functionality and environmental performance of our parks, sportsgrounds and recreational areas</b>	✓ Environment and Sustainability	
	✓ Parks and Open Spaces	

G.3

**OUR CITY IS SUSTAINABLE AND KNOWN FOR ITS ENVIRONMENTAL LEADERSHIP**

<i>Strategic Action</i>	<i>Lead Services - Delivery Program 2022-26</i>	
G.3.1 <b>Transition to net zero carbon emissions solutions in the City and community</b>	✓ Environment and Sustainability	✓ Major Projects and Precincts
G.3.2 <b>Foster the circular economy to provide innovative solutions to resource use and management</b>	✓ City Strategy ✓ Environment and Sustainability	✓ Waste Management Cleansing

G.4

**WE ARE A RESILIENT CITY, SUPPORTING THE FUTURE OF OUR COMMUNITY AND ENVIRONMENT**

<i>Strategic Action</i>	<i>Lead Services - Delivery Program 2022-26</i>	
G.4.1 <b>Embed city resilience and climate change adaptation, by preparing for key climate hazards such as flooding and urban heat</b>	✓ City Strategy ✓ Environment and Sustainability	✓ Infrastructure Planning and Design ✓ Major Projects and Precincts



## 3.6

# Thriving

We are a nation-leading City, with prospering communities and industries.

## T.1

## WE WORK TOGETHER TO DELIVER THE BEST OUTCOMES FOR OUR CITY'S RESIDENTS, WORKERS, AND VISITORS

Strategic Action	Lead Services - Delivery Program 2022-26	
T.1.1 <b>Lead partnerships with industry and government to achieve economic, social, cultural and sustainability outcomes</b>	✓ City Strategy	
	✓ Corporate Strategy	
T.1.2 <b>Foster public and private investment to deliver city-shaping infrastructure and services to support the growth of the City</b>	✓ City Strategy	✓ Property Development
	✓ Project Delivery (Property Capital Projects)	

## T.2

## WE HAVE VIBRANT COMMUNITIES AND A THRIVING 24 HOUR ECONOMY

Strategic Action	Lead Services - Delivery Program 2022-26	
T.2.1 <b>Plan vibrant and sustainable centres with thriving economies</b>	✓ City Design	✓ Strategic Land Use Planning
	✓ Major Projects and Precincts	✓ Development and Traffic Services
T.2.2 <b>Champion tourism, arts and culture to create an interesting City where people come to play, day and night</b>	✓ City Strategy	✓ Parramatta Artists' Studios and Cultural Services
	✓ Communication and Marketing	✓ Riverside Theatres

T.3

**OUR CITY IS A NATIONALLY SIGNIFICANT HUB FOR INDUSTRY, BUSINESS, PRODUCTIVITY AND EMPLOYMENT***Strategic Action**Lead Services - Delivery Program 2022-26*

T.3.1

**Support the development, growth and retention of business, employment centres, and industry**

City Strategy

T.3.2

**Accelerate local jobs growth and create employment opportunities that benefit the community and the City**

City Strategy



## 3.7

# Innovative

We champion new ideas to create a better future.

## I.1

## OUR CITY IS WELL PLANNED AND BUILT FOR THE FUTURE

Strategic Action	Lead Services - Delivery Program 2022-26	
I.1.1 <b>Implement a robust planning and development framework</b>	<input checked="" type="checkbox"/> City Design <input checked="" type="checkbox"/> Development and Traffic Services	<input checked="" type="checkbox"/> Major Projects and Precincts <input checked="" type="checkbox"/> Strategic Land Use Planning

## I.2

## WE ARE A BOLD AND SMART CITY - LEVERAGING DATA, TECHNOLOGY AND CONTINUOUS IMPROVEMENT

Strategic Action	Lead Services - Delivery Program 2022-26	
I.2.1 <b>Support opportunities for innovation and continuous improvement in Parramatta</b>	<input checked="" type="checkbox"/> City Strategy <input checked="" type="checkbox"/> Finance and Information	<input checked="" type="checkbox"/> Social and Community Services <input checked="" type="checkbox"/> Project Management Office
I.2.2 <b>Deliver Smart City initiatives that support data driven decision-making and improve people's lived experience of Parramatta</b>	<input checked="" type="checkbox"/> City Strategy	



I.3

**WE HAVE A STRONG RESEARCH, INNOVATION AND START-UP ECOSYSTEM,  
WITH GLOBAL IMPACT****Strategic Action****Lead Services - Delivery Program 2022-26**

I.3.1

**Attract and support leading  
research, education and start-ups  
to grow and thrive**

City Strategy





# **OUR SERVICES AND PROJECTS 2022-26**



---

**4.1 — How to Read This Section**

---

**4.2 — City Assets and Operations**

---

**4.3 — Community Services**

---

**4.4 — City Engagement and Experience**

---

**4.5 — City Planning and Design**

---

**4.6 — Property and Place**

---

**4.7 — City Strategy**

---

**4.8 — Supporting Corporate Services**

---

**04**

## 3.1

# How to read this section

Understanding our services and projects,  
and how we will measure success.

This section breaks down Council's key Services and Projects committed for the 2023/24 Financial Year.

It includes targets and key performance indicators (KPIs) to track success against these commitments.







## Capital Delivery

### SERVICE DESCRIPTION

Manages the design and delivery of community and public infrastructure projects including; Core Services include:

- Civil Engineering Design
- Landscape Architecture
- Project Management
- Engineering Survey

### COMMUNITY STRATEGIC PLAN

Goals	Strategic Actions <sup>1</sup>
 Fair	F.1.1 (F.4.1)
 Accessible	A.1.1; A.2.2 (A.2.3)
 Welcoming	(W.2.1)
 Green	G.1.1 (G.3.1)
 Thriving	
 Innovative	

Service name.

Our Service's core business.

Alignment to the Community Strategic Plan Goals. A coloured circle indicates that this Service delivers or supports part of this Goal. The column on the right specifies the targeted Strategic Actions and if the Service plays a **Leading** OR (*Supporting*) role.

### Our Service KPIs

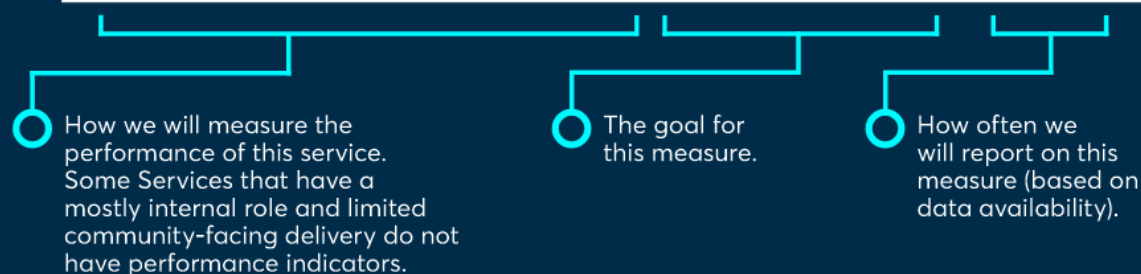
To monitor performance, our Services use KPIs that measure both service delivery and service satisfaction. Delivery KPIs measure outputs against set targets, while satisfaction KPIs measure the community's

perception of service quality. Our satisfaction KPIs are informed by Council's annual Community Satisfaction Survey (a "Community satisfaction rating") or are collected directly from the users of a service (a "Customer satisfaction rating").

### Our Projects

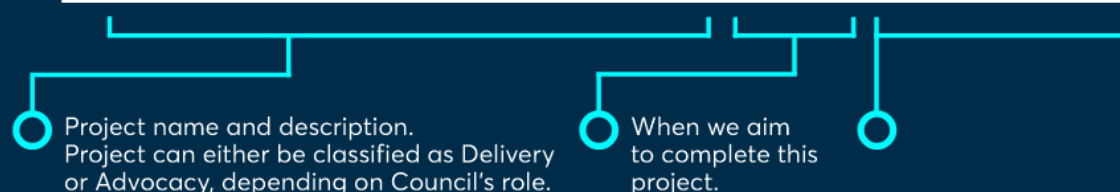
Projects in this section refer to the one off or time-bound initiatives that each Service will deliver in the next 1-4 years, in addition to the "business as usual" measured by their KPIs.

Service Delivery KPI	Target	Frequency
Percentage of respondents who would consider visiting Parramatta	Increase on previous Perception survey (63%)	Every two years
Service Satisfaction KPI	Target	Frequency
Community satisfaction rating with the provision of information	Increase on previous year (3.24/5)	Yearly




### KEY PROJECTS

Project name and description	Target Date	CSP Goals
Epping Town Centre Undertake open space review and reclassify Epping Town Centre laneways.	30/06/2024	<input type="radio"/> F <input checked="" type="radio"/> A <input type="radio"/> W <input type="radio"/> G <input type="radio"/> T <input type="radio"/> I







## 3.2

# City Assets and Operations

---

**SERVICES**

---

**Capital Delivery**

---

**Environment and Sustainability**

---

**Parks and Open Spaces**

---

**Fleet and Depot Operations**

---

**Regulatory Services**

---

**Waste Management Cleansing**

---

**Roads and Civil Infrastructure**

---







# Capital Delivery

## SERVICE DESCRIPTION

Manages the design and delivery of community and public infrastructure projects. Core Services include:

- Civil Engineering Design
- Landscape Architecture
- Project Management
- Engineering Survey

## COMMUNITY STRATEGIC PLAN

Goals	Strategic Actions <sup>1</sup>
 Fair	(F.1.1)
 Accessible	A.1.1; A.2.2 (A.2.3)
 Welcoming	(W.2.1)
 Green	G.1.1 (G.4.1)
 Thriving	
 Innovative	

Service Delivery KPI	Target	Frequency
Delivery of projects and associated expenditure as allocated in the DPOP.	100% (plus or minus 5%)	Yearly

## KEY PROJECTS

Project name and description	Target Date	CSP Goals
<b>Alfred Street Cycleway Stage Two</b> <i>Pedestrian and cyclist upgrade along Alfred Street between Eleanor Street and George Street, Rosehill.</i>	31/12/2023	<input type="radio"/> <input checked="" type="radio"/> <input type="radio"/> <input type="radio"/> <input type="radio"/> <input type="radio"/>
<b>Barrack Lane, Parramatta</b> <i>Improve amenity and pedestrian safety.</i>	30/06/2024	<input type="radio"/> <input checked="" type="radio"/> <input type="radio"/> <input type="radio"/> <input type="radio"/> <input type="radio"/>
<b>Black Spot Program</b> <i>Various traffic safety initiatives.</i>	30/06/2024	<input type="radio"/> <input checked="" type="radio"/> <input type="radio"/> <input type="radio"/> <input type="radio"/> <input type="radio"/>
<b>Carter Street Regional Cycleway ★</b> <i>Extension of the Haslams Creek and M4 Shared Path into Carter Street with two bridges and a cycleway.</i>	31/12/2026	<input type="radio"/> <input checked="" type="radio"/> <input type="radio"/> <input type="radio"/> <input type="radio"/> <input type="radio"/>
<b>Duck River Cycleway ★</b> <i>Pedestrian and cyclist paths along the eastern and western banks of Duck River (where available) between the M4 and the Parramatta River.</i>	31/12/2026	<input type="radio"/> <input checked="" type="radio"/> <input type="radio"/> <input type="radio"/> <input type="radio"/> <input type="radio"/>
<b>Ermington Foreshore Stage 3</b> <i>Stage 3 of separated walking and cycling paths along the river near Rydalmere Wharf.</i>	31/12/2023	<input type="radio"/> <input checked="" type="radio"/> <input type="radio"/> <input type="radio"/> <input type="radio"/> <input type="radio"/>
<b>Finlaysons Creek Cycleway ★</b> <i>Regional pedestrian and cyclist path under Western Rail Line and up to Darcy Road, Westmead.</i>	31/12/2026	<input type="radio"/> <input checked="" type="radio"/> <input type="radio"/> <input type="radio"/> <input type="radio"/> <input type="radio"/>
<b>George Street East Cycleway</b> <i>New pedestrian and cyclist path on the southern bank of the Parramatta River between Alfred Street and the CBD.</i>	31/12/2023	<input type="radio"/> <input checked="" type="radio"/> <input type="radio"/> <input type="radio"/> <input type="radio"/> <input type="radio"/>
<b>Get NSW Active Program</b> <i>Various traffic safety initiatives.</i>	30/06/2024	<input type="radio"/> <input checked="" type="radio"/> <input type="radio"/> <input type="radio"/> <input type="radio"/> <input type="radio"/>
<b>Norwest T-Way Shared Path</b> <i>Re-alignment of the TWay Cycleway to be shorter, safer and better connected.</i>	31/12/2023	<input type="radio"/> <input checked="" type="radio"/> <input type="radio"/> <input type="radio"/> <input type="radio"/> <input type="radio"/>
		F A W G T I

The full list of capital projects can be viewed in Part 5: Attachment 1 - Budget 2023/24.

★ Project delivery and target date are dependent on external funding.









# Environment and Sustainability

## SERVICE DESCRIPTION

Combines environmentally focused areas including:








- Environmental sustainability (inc. corporate resource recovery)
- Natural area management (inc. natural resources, contaminated land and biodiversity planning)
- Catchment management (inc. drainage infrastructure and flood risk management)

## COMMUNITY STRATEGIC PLAN

Goals	Strategic Actions <sup>1</sup>
 Fair	(F.4.2)
 Accessible	(A.2.1; A.2.2)
 Welcoming	
 Green	G.1.2; G.2.1; G.3.1; G.3.2; G.4.1 (G.1.1)
 Thriving	
 Innovative	(I.1.1)

Service Delivery KPI	Target	Frequency
Tonnes of carbon emissions generated by Council operations	Decrease on previous year	Yearly
Number of street trees planted	Increase based on same quarter previous year	Quarterly
Service Satisfaction KPI	Target	Frequency
Community Satisfaction with planting of trees in your local area	Increase on previous year (3.38/5)	Yearly

## KEY PROJECTS

Project name and description	Target Date	CSP Goals
<b>Deliver Net Zero Emissions</b> Maintain carbon neutral certification for Financial Year 2024.	30/06/2024	
<b>Drainage Construction At Lyndelle Place, Carlingford</b> Construction of bank stabilisation works to mitigate creek erosion.	30/06/2024	
<b>Parramatta River Flood Management Study</b> Study to mitigate flood risks.	28/02/2024	
<b>Parramatta River Flood Management Plan</b> Reviews the flood study and develops mitigation options to reduce flood risk.	30/06/2025	
<b>Places To Swim</b> Improvements to Lake Parramatta swimming area.	31/12/2023	
<b>Parramatta Light Rail Tree Offsets</b> Planting of street and park trees to mitigate removal of trees that occurred within the light rail corridor.	30/06/2026	
<b>Reduce flood risk in City</b> Deliver key projects to reduce flood risk including the Parramatta Flood Study.	30/06/2024	
		F A W G T I

The full list of capital projects can be viewed in Part 5: Attachment 1 - Budget 2023/24.









# Parks and Open Spaces

## SERVICE DESCRIPTION

Manages Council's parks, & open spaces, and public trees via:













- Operational maintenance
  - Horticultural services
  - Arboricultural services
- Open space planning, strategies & capital improvements
  - Asset management, inspection & maintenance

## COMMUNITY STRATEGIC PLAN

Goals	Strategic Actions <sup>1</sup>
 Fair	F.1.1
 Accessible	A.2.1
 Welcoming	(W.2.2)
 Green	G.1.1; G.2.1 (G.1.2; G.4.1)
 Thriving	
 Innovative	

Service Delivery KPI	Target	Frequency
Percentage of Sporting Fields/Playgrounds mowed to schedule	95%	Yearly
Percentage of non-compliant/safety issues identified from programmed playground inspections rectified within the recommended timeframe	95%	Quarterly
Service Satisfaction KPI	Target	Frequency
Community satisfaction rating with the availability of parks, bushland or other green spaces	Increase on previous year (3.70/5)	Yearly

## KEY PROJECTS

Project name and description	Target Date	CSP Goals
Active youth are healthy youth ★ <i>Embellish youth-focused play activities in Dundas Ward, designed by young people in the community. Through providing spaces to explore, socialise and relax, the project will support young people.</i>	31/12/2026	     
Doyle Ground Sports Facility Improvements ★ <i>Transform Doyle Ground into a high-quality district sporting complex that accommodates multi-sport activities.</i>	31/12/2026	      F A W G T I

**KEY PROJECTS (CONTINUED)**

Project name and description	Target Date	CSP Goals
<b>Let's Play at Kilpack ★</b> <i>Undertake major upgrades and improvements at Kilpack Park.</i>	31/12/2026	
<b>Max Ruddock Reserve Amenities ★</b> <i>Installation of a new amenities block.</i>	31/12/2025	
<b>Open Spaces &amp; Recreation Plan</b> <i>Develop an Open Spaces &amp; Recreation Plan.</i>	30/06/2025	
<b>PRIAP - FS Garside ★</b> <i>Upgrade and remediate F.S Garside Park to include recreation, district playground, upgraded sportsfield, dogpark and reconfigured car parking.</i>	31/12/2023	
<b>Rydalmere Park Master Plan</b> <i>Design and construction of natural turf fields 1 and 2.</i>	31/12/2023	
<b>Somerville Park Improvement ★</b> <i>Deliver a district-scale accessible playground, circulation paths, multi-purpose sports court space, outdoor fitness equipment, park furniture and shaded areas.</i>	31/12/2026	
<b>Strengthening the Heart of Play ★</b> <i>Deliver sporting and recreation open space across the five parks that form the Heart of Play network.</i>	30/06/2026	
<b>Sue Savage Reserve Multigenerational Recreational Facility ★</b> <i>Passive and multi-generational recreational activities and facilities including: accessible public toilets, skate park, fitness stations, car park, minor ponding improvements to channel street, BMX pump track.</i>	31/12/2026	
<b>West Epping Park Dog Off-Leash Area ★</b> <i>Provide a dedicated dog off-leash area.</i>	30/06/2024	
		F A W G T I

The full list of capital projects can be viewed in Part 5: Attachment 1 - Budget 2023/24.

★ Project delivery and target date are dependent on external funding.

# Fleet and Depot Operations

## SERVICE DESCRIPTION

Ensures the operations of the Rydalmere Operations Centre through:

- Managing the day to day operations of the ROC, including:
  - Safety
  - Service operations
  - Administrative & other ancillary functions
- Managing Council's Fleet Service
  - Procuring, maintaining, advising and providing information on Council's large and small plant (motor vehicles, trucks & other large plant, small plant).

## COMMUNITY STRATEGIC PLAN

Goals	Strategic Actions <sup>1</sup>
<input checked="" type="radio"/> Fair	F.4.2
<input type="radio"/> Accessible	
<input type="radio"/> Welcoming	
<input type="radio"/> Green	
<input type="radio"/> Thriving	
<input type="radio"/> Innovative	

Service Delivery KPI	Target	Frequency
Percentage of non-compliant/safety issue rectified within recommended timeframe	100%	Quarterly
Percentage of Heavy & Light Plant replaced on schedule	90%	Yearly







# Regulatory Services

## SERVICE DESCRIPTION

Monitors and reports on community spaces to ensure compliance with regulations regarding:

- Health and Building Compliance
- Environmental Health
- Ranger services
- Parking
- Certification

## COMMUNITY STRATEGIC PLAN

Goals	Strategic Actions <sup>1</sup>
 Fair	F.4.2
 Accessible	A.1.1; A.2.3
 Welcoming	(W.3.1)
 Green	
 Thriving	
 Innovative	


Service Delivery KPI	Target	Frequency
<b>Certification</b> Number of Building Information Certificates received	Decrease on previous year (improved compliance)	Yearly
<b>Health and Building Compliance</b> Percentage of inspections completed within recommended timeframe for registered/known food outlets	100%	Yearly
<b>Health and Building Compliance</b> Percentage of food outlets pass first inspection	90% (plus or minus 2%)	Yearly
<b>Parking</b> Percentage of compliant monitored vehicles in CBD timed parking spaces	90%	Quarterly
Service Satisfaction KPI	Target	Frequency
<b>Health and Building Compliance</b> Community satisfaction rating with cleanliness of food providers in LGA	Increase on previous year (Baseline TBD 2023/24)	Yearly
<b>Parking</b> Community satisfaction with patrolling and enforcement of parking regulations	Increase on previous results (3.52/5)	Yearly

# Waste Management and Cleansing

## SERVICE DESCRIPTION

Delivers waste management services for residential households and community spaces. Ensures clean, litter-free public spaces through the delivery of **cleansing** services.

## COMMUNITY STRATEGIC PLAN

Goals	Strategic Actions <sup>1</sup>
 Fair	(F.1.1)
 Accessible	
 Welcoming	(W.3.1)
 Green	G.3.2
 Thriving	
 Innovative	

Service Delivery KPI	Target	Frequency
<b>Cleansing</b> Combined percentage of streets swept on a regular basis	Improve on same quarter previous year	Quarterly
<b>Waste Management</b> Turnaround time to correct missed service (bin) (Percentage within 3 Days)	Improve on same quarter previous year	Quarterly
Service Satisfaction KPI	Target	Frequency
<b>Cleansing</b> Community satisfaction with the cleanliness of streets	Increase on previous year (3.53/5)	Yearly
<b>Waste Management</b> Community satisfaction rating with Council's efforts to increase recycling	Increase on previous year (3.31/5)	Yearly
<b>Waste Management</b> Community satisfaction with waste collection services	Increase on previous year (3.76/5)	Yearly

## KEY PROJECTS

Project name and description	Target Date	CSP Goals
Roll out full FOGO residential waste contract New domestic waste contract for all residential waste, including recyclables, that reduces landfill by diverting all food and organic scraps into the green waste bin for composting.	30/12/2024	<input type="radio"/> <input type="radio"/> <input type="radio"/> <input checked="" type="radio"/> <input type="radio"/> <input type="radio"/>
Recycling Centre Deliver a new Community Recycling Facility.	30/06/2024	<input type="radio"/> <input type="radio"/> <input type="radio"/> <input checked="" type="radio"/> <input type="radio"/> <input type="radio"/> F   A   W   G   T   I

The full list of capital projects can be viewed in Part 5: Attachment 1 - Budget 2023/24.









# Roads and Civil Infrastructure

## SERVICE DESCRIPTION

Manages all aspects (including design, resourcing and delivery) of City of Parramatta's civil infrastructure assets such as:

- Roads
- Footpaths and cycleways
- Stormwater drains

## COMMUNITY STRATEGIC PLAN

Goals	Strategic Actions <sup>1</sup>
 Fair	F.1.1
 Accessible	A.2.2; A.2.3 (A.1.1)
 Welcoming	(W.3.1)
 Green	
 Thriving	
 Innovative	

Service Delivery KPI	Target	Frequency
<b>Footpaths and cycleways</b> Square metres of new or renewed footpaths	8,000 sqm by the end of Q2, 16,000 sqm by the end of Q4	Quarterly
<b>Roads</b> Percentage of potholes made safe within 48 hours	90%	Quarterly
<b>Roads</b> Percentage of potholes final repairs completed within 6 months	95%	Quarterly
<b>Roads</b> Square metres of new or renewed roads	40,000 sqm by the end of Q2, 80,000 sqm by end of Q4	Quarterly
Service Satisfaction KPI	Target	Frequency
<b>Footpaths and cycleways</b> Community satisfaction rating with provision of cycleways and facilities	Increase on previous year (3.4/5)	Yearly
<b>Footpaths and cycleways</b> Community Satisfaction rating with the maintenance of footpaths	Increase on previous year (3.24/5)	Yearly
<b>Roads</b> Community Satisfaction rating with the condition of local suburban roads	Increase on previous year (2.96/5)	Yearly



## 3.3

# Community Services

**SERVICES****Libraries****Parramatta Artists' Studios and Cultural Services****PHIVE and Community Hubs****Social and Community Services**  
(Inc. Children and Family Services,  
Recreation Facilities and Programs,  
Community Care, Community Capacity  
Building, and Aquatic and Wellness)**Riverside Theatres**









# Libraries

## SERVICE DESCRIPTION

Provides library services to the community, including:






- Physical and online collections and resources
- Community engagement and programs
- Customer experience (branches)

## COMMUNITY STRATEGIC PLAN

Goals	Strategic Actions
 Fair	F.1.1; F.2.1
 Accessible	(A.1.1)
 Welcoming	
 Green	
 Thriving	(T.2.1; T.3.2)
 Innovative	

Service Delivery KPI	Target	Frequency
Number of visits to all City of Parramatta Libraries	Minimum of 750,000 visits per annum	Yearly
Lending Turnover rate	Rate of 3.5 per annum	Yearly
Service Satisfaction KPI	Target	Frequency
Percentage of library customers who view the library service as 'good' or 'very good'	≥ 85% of customers rate their satisfaction with the library as good or very good	Yearly

## KEY PROJECTS

Project name and description	Target Date	CSP Goals
Library ICT Upgrade Deliver an enhanced library service and customer experience via the implementation of the Library Services Transformation Program,	31/03/2024	      F A W G T I

The full list of capital projects can be viewed in Part 5: Attachment 1 - Budget 2023/24.







# Parramatta Artists' Studios and Cultural Services

## SERVICE DESCRIPTION

Provides opportunities for our community to explore, make and share culture in and about Parramatta by delivering:







- Public art and heritage interpretation
- Strategic cultural partnerships and initiatives
- Parramatta Artists' Studios - Western Sydney's key artist studio facility

## COMMUNITY STRATEGIC PLAN

Goals	Strategic Actions
 Fair	(F.1.1; F.2.1)
 Accessible	
 Welcoming	W.1.1; W.2.1 (W.2.2; W.3.1)
 Green	
 Thriving	T.2.2 (T.1.1; T.2.1; T.3.2)
 Innovative	(I.3.1)

Service Delivery KPI	Target	Frequency
Number of art and cultural programs developed and delivered	≥ 70	Yearly
Number of artists supported via cultural programs and projects	≥ 110	Yearly
Service Satisfaction KPI	Target	Frequency
Community satisfaction with Parramatta Artists' Studios Cultural Program	Increase on previous year (3.29/5)	Yearly

## KEY PROJECTS

Project name and description	Target Date	CSP Goals
Parramatta Artists' Studios (PAS) Relocation Relocation of the PAS studios to Granville.	31/10/2023	      F A W G T I







The full list of capital projects can be viewed in Part 5: Attachment 1 - Budget 2023/24.

# PHIVE and Community Hubs

## SERVICE DESCRIPTION

Provide a network of community facilities in key locations that deliver integrated services for the community and visitors to the City of Parramatta.

## COMMUNITY STRATEGIC PLAN

Goals	Strategic Actions
 Fair	F.1.1; F.2.1 (F.4.1)
 Accessible	(A.1.1)
 Welcoming	W.2.1; W.2.2 (W.1.1; W.3.1)
 Green	(G.3.1)
 Thriving	(T.1.2; T.2.1; T.2.2)
 Innovative	(I.2.2; I.3.1)

Service Delivery KPI	Target	Frequency
Combined utilisation of Community Hubs services (number of visits and participants in Community Hub programs)	500,000 visits	Yearly
Service Satisfaction KPI	Target	Frequency
Customer satisfaction rating with community hub services	Increase on same quarter previous year	Yearly

## KEY PROJECTS

Project name and description	Target Date	CSP Goals
Parramatta Town Hall Deliver business readiness planning, facility opening and operation.	31/01/2024	     
Carter Street Community Centre Fit out ★ The fit out and operationalisation of a new Community Centre in the Carter Street Precinct (Lidcombe).	30/06/2025	      F A W G T I

The full list of capital projects can be viewed in Part 5: Attachment 1 - Budget 2023/24.

★ Project delivery and target date are dependent on external funding.



# Social and Community Services







Including: Children and Family Services, Recreation Facilities and Programs, Community Care, Community Capacity Building, and Aquatic and Wellness

## SERVICE DESCRIPTION

Provides social and community services, including:

- Early childhood education through five Council operated **Childcare** centres
- **Recreation Facilities & Programs**
- **Community Care** including Meals on Wheels, NDIS coordination and leisure & learning programs
- Leading change on and supporting our valuable community sector through **Community Capacity Building**
- Aquatic fitness facilities and services for people of all ages in **Aquatics and Wellness**.

## COMMUNITY STRATEGIC PLAN

Goals	Strategic Actions
 Fair	F.1.1; F.2.1; F.4.1 (F.3.1)
 Accessible	A.1.1
 Welcoming	W.1.1; W.3.1 (W.2.1)
 Green	(G.1.1; G.2.1)
 Thriving	(T.1.1)
 Innovative	I.2.1 (I.1.1; I.3.1)

Service Delivery KPI	Target	Frequency
<b>Children and Family Services</b> Annual average percentage utilisation of childcare and family support services	Equal to or greater than 93%	Yearly
<b>Recreation Facilities and Programs</b> Number of Councils' Recreation programs hours	3,000 hours per year	Quarterly
<b>Community Care</b> Number of Seniors and Disability program hours	25,000 hours per year	Quarterly
<b>Community Capacity Building</b> Percentage of Community Grants recipient projects delivering on track and reporting on time	Equal to or greater than 90%	Yearly
<b>Aquatic and Wellness</b> Utilisation of aquatic centres (Number of visits)	650,000 visits	Yearly
<b>Aquatic and Wellness</b> Occupancy of Learn to Swim programs	Maintain occupancy of over 75%	Quarterly

Service Satisfaction KPI	Target	Frequency
<b>Children and Family Services</b> Quality ratings as determined by independent accreditation body	5 (Achieve 'Exceeding' rating)	Yearly
<b>Recreation Facilities and Programs</b> Annual satisfaction rating of users of School Holiday and Active Parramatta programs	> 90%	Yearly
<b>Community Care</b> Participant satisfaction rating of community care	> 3.26	Every two years
<b>Community Capacity Building</b> Satisfaction with community capacity building services	> 80%	Yearly
<b>Aquatic and Wellness</b> Customer satisfaction of aquatic centres	> 80%	Yearly
<b>Aquatic and Wellness</b> Community satisfaction of aquatic centres	Maintain on previous year	Yearly

## KEY PROJECTS

Project name and description	Target Date	CSP Goals
First Nations Strategy Complete a First Nations Strategy.	1/09/2023	<div> <span></span> <span></span> <span></span> <span></span> <span></span> <span></span> </div>
Parramatta Aquatic Centre Deliver Parramatta Aquatic Centre business readiness planning, facility opening and operation.	30/09/2023	<div> <span></span> <span></span> <span></span> <span></span> <span></span> <span></span> </div> <div> <span>F</span> <span>A</span> <span>W</span> <span>G</span> <span>T</span> <span>I</span> </div>

The full list of capital projects can be viewed in Part 5: Attachment 1 - Budget 2023/24.







# Riverside Theatres

## SERVICE DESCRIPTION

Provides Western Sydney's major performing arts venue by delivering:







- Performing arts programming
- Theatrical production and development
- Education performances
- Community-based events and performances

## COMMUNITY STRATEGIC PLAN

Goals	Strategic Actions
 Fair	(F.1.1; F.2.1)
 Accessible	(A.1.1)
 Welcoming	W.2.1 (W.1.1; W.2.2)
 Green	
 Thriving	T.2.2 (T.1.1; T.1.2)
 Innovative	

Service Delivery KPI	Target	Frequency
Attendances at performances (events held at Riverside and elsewhere)	≥ 165,000	Yearly
Student attendances at education performances or events (held at Riverside and elsewhere)	≥ 18,000	Yearly
Attendance at Community based events or performances or events (held at Riverside and elsewhere)	≥ 16,000	Yearly
Service Satisfaction KPI	Target	Frequency
Community satisfaction rating with Riverside Theatres	Increase on previous year (3.69/5)	Yearly


## KEY PROJECTS

Project name and description	Target Date	CSP Goals
<b>Riverside Redevelopment ★</b> <i>Redevelopment project which will revitalise and substantially expand the current Riverside Theatres complex to provide a world class, state-of-the-art performing arts and cultural centre.</i>	31/03/2027	     
		F A W G T I

The full list of capital projects can be viewed in Part 5: Attachment 1 - Budget 2023/24.

★ Project delivery and target date are dependent on external funding.





## 3.4

# City Engagement and Experience

### SERVICES

Communication and Marketing

Community Engagement and Research

Customer Service Centre

Events and Festivals







# Communication and Marketing

## SERVICE DESCRIPTION

Provides the community, businesses, key stakeholders, and media with information relating to Council initiatives, services, events, and projects via:

- Council websites
- Email and social media
- Printed materials and signage
- Advertising
- Media releases

## COMMUNITY STRATEGIC PLAN

Goals	Strategic Actions <sup>1</sup>
 Fair	(F.1.1; F.4.1)
 Accessible	
 Welcoming	(W.1.1; W.2.1; W.2.2)
 Green	
 Thriving	T.2.2 (T.1.1; T.1.2; T.3.1)
 Innovative	(I.3.1)

Service Delivery KPI	Target	Frequency
Percentage of respondents who would consider visiting Parramatta	Increase on previous Perception survey (63%)	Every two years
Service Satisfaction KPI	Target	Frequency
Community satisfaction rating with the provision of information	Increase on previous year (3.24/5)	Yearly

## KEY PROJECTS

Project name and description	Target Date	CSP Goals
Marketing & Promotions for launch of Parramatta Aquatic Centre Deliver on the marketing, brand and promotional programs to support major projects in particular the Parramatta Aquatic Centre.	30/09/2023	      F A W G T I

The full list of capital projects can be viewed in Part 5: Attachment 1 - Budget 2023/24.



# Community Engagement and Research

## SERVICE DESCRIPTION

Consults with the community to gain feedback on a variety of small, medium, and high impact Council initiatives and projects. Provides Council with community feedback including insights into the community's needs, satisfaction, and requirements.

## COMMUNITY STRATEGIC PLAN

Goals	Strategic Actions <sup>1</sup>
<input checked="" type="radio"/> Fair	F.4.1 (F.4.2)
<input type="radio"/> Accessible	
<input type="radio"/> Welcoming	
<input type="radio"/> Green	
<input type="radio"/> Thriving	
<input checked="" type="radio"/> Innovative	(I.1.1; I.2.1)

Service Delivery KPI	Target	Frequency
Number of members on Participate Parramatta panel	5% increase on previous calendar year (from 15,878 to 16,671)	Yearly
Number of visits to the Participate Parramatta engagement platform	5% increase on previous calendar year (from 137,063 to 143,916)	Yearly
Service Satisfaction KPI	Target	Frequency
Community satisfaction rating with the opportunity to have your say on key issues affecting community	Increase on previous year (3.23/5)	Yearly
Community mean rating of "I am confident that Council would respond if I contacted them"	Increase on previous year (3.18/5)	Yearly

# Customer Service Centre

## SERVICE DESCRIPTION

Supports Council's operations during business hours by:

- Operating Council's information phone line
- Assisting customers with enquiries about Council Services
- Maintaining Council's physical records
- Managing Government Information Public Access (GIPA) requests
- Overseeing Council's print room, Mailroom, and Corporate Reception operations.

## COMMUNITY STRATEGIC PLAN

Goals	Strategic Actions <sup>1</sup>
<input checked="" type="radio"/> Fair	(F.4.1)
<input type="radio"/> Accessible	
<input type="radio"/> Welcoming	
<input type="radio"/> Green	
<input type="radio"/> Thriving	
<input type="radio"/> Innovative	

Service Delivery KPI	Target	Frequency
Percentage of calls answered within 30 seconds	Equal to or greater than 80%	Quarterly
Percentage of formal Access to Information requests completed within GIPA Act legislation timeframe	100%	Quarterly
Percentage of Correspondence registered and actioned within 48 hours	Equal to or greater than 90%	Quarterly
Service Satisfaction KPI	Target	Frequency
Percentage of customers satisfied with Contact Centre	Equal to or greater than 80%	Yearly

# Events and Festivals

## SERVICE DESCRIPTION

Manages the planning and execution of Council events and festivals through:


- Implementing and delivering the Major Events and Festivals Strategy
- Increasing the importance of the Civic Program across Council
- Activating the public domain

## COMMUNITY STRATEGIC PLAN

Goals	Strategic Actions <sup>1</sup>
<input type="radio"/> Fair	
<input type="radio"/> Accessible	
<input checked="" type="radio"/> Welcoming	W.2.1 (W.2.2)
<input type="radio"/> Green	
<input checked="" type="radio"/> Thriving	(T.1.1; T.2.2)
<input type="radio"/> Innovative	

Service Delivery KPI	Target	Frequency
Attendance at Council's events and festivals	≥ 200,000	Yearly
Service Satisfaction KPI	Target	Frequency
Community satisfaction rating with events and festivals delivered by Council	Increase on previous year (3.66/5)	Yearly





## 3.5

# City Planning and Design

### SERVICES

City Design

Infrastructure Planning and Design

Major Projects and Precincts

Strategic Land Use Planning

Development and Traffic Services







# City Design

## SERVICE DESCRIPTION

Champion design excellence and the creation of a healthy, sustainable, liveable and amenable City of Parramatta. Prepares and provides:

- Strategic design policy
- Design advice and guidelines
- Design review (public domain and built form)
- Design Excellence Competitions and Design Review Panels
- Support the Disability Inclusion Action Plan (DIAP).

## COMMUNITY STRATEGIC PLAN

Goals	Strategic Actions <sup>1</sup>
 Fair	(F.1.1)
 Accessible	A.1.1 (A.2.2; A.2.3)
 Welcoming	W.1.1 (W.2.2)
 Green	(G.1.1)
 Thriving	T.2.1 (T.1.1)
 Innovative	I.1.1

Service Delivery KPI	Target	Frequency
Percentage of referrals processed within relevant required timeframes	80%	Yearly









# Infrastructure Planning and Design

## SERVICE DESCRIPTION

Supports, provides, and implements:

- Major State Government project interfaces (Parramatta Light Rail and Metro)
- Design management services for major capital projects (e.g. River Program)
- Development contributions and planning agreements.

## COMMUNITY STRATEGIC PLAN

Goals	Strategic Actions <sup>1</sup>
 Fair	(F.1.1; F.3.1)
 Accessible	A.2.1 (A.1.1; A.2.2; A.2.3)
 Welcoming	
 Green	G.1.2; G.4.1
 Thriving	(T.1.1; T.1.2; T.3.1)
 Innovative	(I.1.1)

Service Delivery KPI	Target	Frequency
Percentage of contributions enquiries resolved within target timeframe	80% within two business days	Quarterly
Percentage of planning agreements that are compliant with milestone delivery timeframes	85%	Yearly

## KEY PROJECTS

Project name and description	Target Date	CSP Goals
<b>Charles Street Footbridge</b> An upgraded River Crossing at Parramatta Quay.	31/05/2024	
<b>Civic Link</b> Develop detailed design for Civic Link Block 3.	31/12/2023	
<b>Metro CBD Station - Civic Link</b> Advocate for interim and permanent Civic Link through Metro CBD Station.	31/12/2023	
<b>Parramatta Light Rail Stage 1</b> Support delivery of Parramatta Light Rail Stage 1.	31/12/2023	
<b>Parramatta Light Rail Stage 2</b> Advocate to the NSW Government to make an investment decision and progress Stage 2. Support full funding with civil and public domain design advice and assessment and preparation of a Development Agreement.	31/12/2023	
<b>Western Precinct Connections</b> New and upgraded foreshore connections and access, includes a new Marsden Street pedestrian and cycle bridge and the Justice Precinct boardwalk.	31/07/2026	

F A W G T I

The full list of capital projects can be viewed in Part 5: Attachment 1 - Budget 2023/24.







# Major Projects and Precincts

## SERVICE DESCRIPTION

Plans, manages and assesses:























- Major growth precincts
- Developer-led planning proposals

## COMMUNITY STRATEGIC PLAN

Goals	Strategic Actions <sup>1</sup>
 Fair	(F.1.1; F.3.1)
 Accessible	(A.1.1; A.2.1; A.2.2; A.2.3)
 Welcoming	(W.2.2)
 Green	G.1.2; G.3.1; G.4.1
 Thriving	T.2.1 (T.1.1; T.1.2; T.3.1; T.3.2)
 Innovative	I.1.1

Service Delivery KPI	Target	Frequency
Planning proposals (low/medium/high complexity) determined within 12/18/24 months	80%	Quarterly
Service Satisfaction KPI	Target	Frequency
Community mean rating of "New developments are well planned"	Increase on previous year (2.72/5)	Yearly

## KEY PROJECTS

Project name and description	Target Date	CSP Goals
<b>Camellia Precinct</b> Advocate for and comment on the Camellia- Rosehill Place Strategy.	31/12/2023	     
<b>Epping Town Centre</b> Undertake open space review and reclassify Epping Town Centre laneways.	30/06/2024	     
<b>Parramatta North &amp; Westmead Innovation District (WID)</b> Advocate for and comment on the Parramatta North Master Plan & Implement Place Strategy.	31/12/2024	     
<b>Telopea Precinct</b> Advocate Council's position on Telopea.	31/12/2023	      F   A   W   G   T   I

The full list of capital projects can be viewed in Part 5: Attachment 1 - Budget 2023/24.







# Strategic Land Use Planning

## SERVICE DESCRIPTION

Guides growth and investment in new infrastructure with a special focus on growth precincts such as the CBD and Westmead. Prepares and manages, and assesses:

- Land use and transport planning strategies and policies
- Site-specific planning proposals

## COMMUNITY STRATEGIC PLAN

Goals	Strategic Actions <sup>1</sup>
 Fair	(F.1.1; F.3.1)
 Accessible	A.2.1; A.2.2 (A.1.1; A.2.3)
 Welcoming	(W.2.2)
 Green	(G.4.1)
 Thriving	T.2.1 (T.3.1; T.3.2)
 Innovative	I.1.1

Service Satisfaction KPI	Target	Frequency
Community mean rating of "New developments are well planned"	Increase on previous year (2.72/5)	Yearly

## KEY PROJECTS

Project name and description	Target Date	CSP Goals
<b>Local Housing Policy (Stage 2)</b> Pursue Local Housing Strategy Actions and Department of Planning conditions to improve housing supply, mix and design outcomes.	30/06/2024	
<b>Parramatta CBD Access Strategy</b> Develop an Access Strategy for the Parramatta CBD.	30/06/2024	
<b>Parramatta CBD Growth Precincts</b> Pursue Council endorsed CBD Growth Precincts including Parramatta North Precinct and West Auto Alley Precinct.	30/06/2024	
<b>Public Transport Network Advocacy</b> Advocate for a public transport improvements including Westmead multi modal interchange, Active Travel Link funding and Bus network improvements.	30/06/2024	
<b>Eastern Parramatta River and CBD Precinct Connections ★</b> Increase the safety, capacity along the Parramatta foreshore to improve the experience for pedestrians and cyclists.	31/12/2026	
<b>Parramatta CBD to Sydney CBD Cycleway ★</b> Connect the M4 Cycleway and Haslams Creek paths into the Carter Street Precinct.	31/12/2026	
<b>Sydney Metro West Advocacy</b> Advocate for project and additional stations, including stations at Camellia and Newington.	31/12/2023	
<b>Western Parramatta River and CBD Precinct Connections</b> Connect the Parramatta City Centre, its river and Parramatta Park, to promote walking and cycling.	31/12/2026	
<b>Preparation of Integrated Transport Strategy</b> Undertake Preliminary Analysis work to allow completion of Strategy in 2024/25.	30/06/2024	

F A W G T I

The full list of capital projects can be viewed in Part 5: Attachment 1 - Budget 2023/24.

★ Project delivery and target date are dependent on external funding.









# Development and Traffic Services

## SERVICE DESCRIPTION


Prepares and provides:

- Assessment of development applications and tree permits
- Pre-lodgement advice
- Technical advice
- Traffic services
- Planning and other land-based certificates

## COMMUNITY STRATEGIC PLAN

Goals	Strategic Actions <sup>1</sup>
 Fair	(F.1.1; F.3.1)
 Accessible	A.1.1; A.2.3
 Welcoming	W.2.2
 Green	(G.4.1)
 Thriving	T.2.1 (T.1.2; T.3.1)
 Innovative	I.1.1

Service Delivery KPI	Target	Frequency
Percentage of development applications determined within 180 days	90%	Quarterly
Percentage of traffic safety service requests and temporary road occupancy resolved within standard of service	70%	Quarterly
Service Satisfaction KPI	Target	Frequency
Community satisfaction rating of Development Application Service	Increase on previous year (2.73/5)	Yearly





## 3.6

# Property and Place

### SERVICES

Project Delivery  
(Property Capital Projects)

Place Services

Property Development







Property, Security, Assets and Services

# Project Delivery (Property Capital Projects)

## SERVICE DESCRIPTION













Manages the delivery phase of Council's major strategic capital building projects. Capital projects such as Parramatta Aquatic Centre (PAC) are currently under development, and once completed will be transferred to operational teams.

## COMMUNITY STRATEGIC PLAN

Goals	Strategic Actions <sup>1</sup>
 Fair	(F.1.1)
 Accessible	(A.1.1)
 Welcoming	(W.2.1)
 Green	(G.3.1)
 Thriving	T.1.2 (T.1.1; T.2.1; T.3.1; T.3.2)
 Innovative	(I.1.1)

Service Delivery KPI	Target	Frequency
Percentage of reports to Major Projects Advisory Committee (MPAC) provided on time	100%	Quarterly

## KEY PROJECTS

Project name and description	Target Date	CSP Goals
Parramatta Town Hall Deliver 7 Parramatta Square on time and on budget.	31/01/2024	     
3,4,6 & 8 PSQ & Public Domain 6 & 8 Parramatta Square: Deliver new public square and public domain upgrades.	31/12/2023	      F A W G T I

The full list of capital projects can be viewed in Part 5: Attachment 1 - Budget 2023/24.







# Place Services

## SERVICE DESCRIPTION

Provides a customer-centric and holistic approach to the planning, design, delivery and management of public spaces via:







- Community and stakeholder engagement and operational liaison
- Design and masterplanning of neighbourhoods and precincts
- Delivery of capital infrastructure and assets, funded by programs including, but not limited to, the Better Neighbourhood Program.

## COMMUNITY STRATEGIC PLAN

Goals	Strategic Actions <sup>1</sup>
 Fair	F.1.1
 Accessible	(A.2.2)
 Welcoming	W.3.1 (W.1.1)
 Green	(G.1.1; G.2.1)
 Thriving	(T.2.1)
 Innovative	(I.2.1; I.2.2)

Service Delivery KPI	Target	Frequency
Percentage of projects delivered on time and within +/-10% budget and timeframe	100%	Quarterly
Service Satisfaction KPI	Target	Frequency
Percentage of people who report enjoying a local public place in the last twelve months	Increase (up to above 85%)	Every two years

## KEY PROJECTS

Project name and description	Target Date	CSP Goals
<b>CBD Outdoor Dining Project 2</b> Outdoor dining upgrades at the corners of Church Street and Phillip Street.	30/06/2024	
<b>Centenary Square Review</b> Centenary Square Permanent Vehicle Mitigation - Bollards and Electrical Works	30/06/2024	
<b>Don Moore Multi Purpose Community Hub ★</b> Deliver the Don Moore Multi-Purpose Community Hub project which will consolidate existing buildings in Carlingford to deliver a community space that supports education and create arts.	31/12/2026	
<b>Epping Town Centre: Oxford Street Urban Amenity &amp; Reinvigoration Project ★</b> Inject new life and vibrancy into the Epping Town Centre, reinvigorating outdoor dining, open spaces and bringing much needed shady street trees.	31/08/2025	
<b>Hill Road Master Plan – Pedestrian and Cycle Upgrades</b> Minor streetscape and amenity improvements.	31/12/2023	
<b>Integrated Parking Solutions Program</b> Smart Parking System for Council's on-street and off-street (MLCP) parking environments.	31/12/2025	

F A W G T I

The full list of capital projects can be viewed in Part 5: Attachment 1 - Budget 2023/24.

★ Project delivery and target date are dependent on external funding.



# Place Services

## KEY PROJECTS (CONTINUED)

Project name and description	Target Date	CSP Goals
Phillip Street Smart St Stage 2 Streetscape upgrade between Smith Street and Charles Street, extending from Stage 1.	30/06/2024	
Phillip Street Smart Street Stage 3 Streetscape upgrade.	31/12/2025	
Refurbish Rydalmere Bowling Club Into a New Multi-Purpose Community Facility ★ Adaptively reuse the existing premises to serve the community as a multipurpose community centre.	31/12/2026	
Southern Precinct Renewal Project East-West pedestrian link from Church Street to Rivoli Lane, reconfiguration of Parramatta Station Car Park entry from Parkes Street, and upgrades to Valentine Avenue and Wentworth Street.	31/12/2025	 F A W G T I

The full list of capital projects can be viewed in Part 5: Attachment 1 - Budget 2023/24.

★ Project delivery and target date are dependent on external funding.







# Property Development

## SERVICE DESCRIPTION

























Responds to Council's strategic objectives for the potential future redevelopment or refurbishment of its major community assets through:

- Preparation of project masterplans
- Project design and feasibility
- Real estate management (acquisition and disposal)
- Voluntary Planning Agreements negotiations

## COMMUNITY STRATEGIC PLAN

Goals	Strategic Actions <sup>1</sup>
 Fair	(F.3.1)
 Accessible	
 Welcoming	
 Green	
 Thriving	T.1.2 (T.1.1; T.2.1; T.3.1; T.3.2)
 Innovative	(I.1.1)

## KEY PROJECTS

Project name and description	Target Date	CSP Goals
Central City Parkway Pilot Project Resolve land agreement with TfNSW for Pilot Project along with funding for Stage 1	30/06/2024	     
Epping Pool Redevelopment Deliver new Epping Pool on time and on budget	31/12/2024	     
Riverside Redevelopment ★ Redevelopment project which will revitalise and substantially expand the current Riverside Theatres complex to provide a world class, state-of the-art performing arts and cultural centre.	31/03/2027	     
Sale of Horwood Place Complete the Horwood Place compulsory acquisition	30/08/2024	     
		F A W G T I

The full list of capital projects can be viewed in Part 5: Attachment 1 - Budget 2023/24.

★ Project delivery and target date are dependent on external funding.







# Property, Security, Assets and Services

## SERVICE DESCRIPTION

Manages and maintains Council's:







- Owned and leased facilities
- Paid parking (assets and contracts)
- Security assets

## COMMUNITY STRATEGIC PLAN

Goals	Strategic Actions <sup>1</sup>
 Fair	(F.1.1)
 Accessible	(A.2.3)
 Welcoming	W.3.1
 Green	
 Thriving	(T.2.1)
 Innovative	


Service Delivery KPI	Target	Frequency
Utilisation of paid parking services	Maintain or improve on same quarter previous year	Quarterly
Leasing of community space (utilisation)	90% utilisation	Quarterly
Service Satisfaction KPI	Target	Frequency
Community satisfaction rating of Council's on-street and multi-level car parking facilities and services	Increase on previous year	Quarterly

## KEY PROJECTS

Project name and description	Target Date	CSP Goals
CBD Parking Technology upgrade of on street parking and renewal/ upgrade of all multi-decks.	30/06/2025	     
		F A W G T I

The full list of capital projects can be viewed in Part 5: Attachment 1 - Budget 2023/24.







## 3.7

# City Strategy

### SERVICES

Corporate Strategy

City Strategy

Project Management Office



# Corporate Strategy

## SERVICE DESCRIPTION

Leads Council's approach to Strategic Partnerships and Integrated Planning & Reporting via:

- The Community Strategic Plan, Delivery Program, and Operational Plan
- Business planning
- Alliance program

## COMMUNITY STRATEGIC PLAN

Goals	Strategic Actions <sup>1</sup>
<input checked="" type="radio"/> Fair	F.4.1; F.4.2 (F.2.1)
<input type="radio"/> Accessible	
<input type="radio"/> Welcoming	
<input type="radio"/> Green	
<input checked="" type="radio"/> Thriving	T.1.1
<input checked="" type="radio"/> Innovative	(I.2.1; I.3.1)

Service Delivery KPI	Target	Frequency
Percentage of statutory plans & reports completed on time	100%	Quarterly

## KEY PROJECTS

Project name and description	Target Date	CSP Goals
Business Planning Framework Develop a Council-wide business planning and service review framework.	30/06/2024	<input checked="" type="radio"/> <input type="radio"/> <input type="radio"/> <input type="radio"/> <input type="radio"/> <input type="radio"/> F A W G T I

The full list of capital projects can be viewed in Part 5: Attachment 1 - Budget 2023/24.







# City Strategy

## SERVICE DESCRIPTION

Leads the City's economic, environment, cultural and social strategic direction via:

- Strategy and policy
- Advocacy
- Strategic Partnerships
- Innovation and Smart City

## COMMUNITY STRATEGIC PLAN

























Goals	Strategic Actions <sup>1</sup>
 Fair	F.1.1; F.3.1; F.4.2 (F.4.1)
 Accessible	A.2.1; A.2.2 (A.1.1; A.2.3)
 Welcoming	(W.1.1; W.2.1; W.2.2)
 Green	G.1.1; G.1.2; G.4.1 (G.2.1; G.3.2)
 Thriving	T.1.1; T.1.2; T.2.2; T.3.1; T.3.2 (T.2.1)
 Innovative	I.2.1; I.2.2; I.3.1 (I.1.1)

Service Delivery KPI	Target	Frequency
Percentage of City Strategy led Strategies and Action Plans reported on annually	100%	Yearly

Service Satisfaction KPI	Target	Frequency
Community mean rating of "Council is forward thinking"	Increase on previous year (3.15/5)	Yearly

## KEY PROJECTS

Project name and description	Target Date	CSP Goals
Affordable Housing Deliver the affordable housing action plan.	30/06/2025	     
City Economy Strategy and Action Plan Create a City Economy Strategy.	31/07/2023	     
Cultural Strategy and Action Plan Refresh 'Culture and our City' (Cultural Plan).	31/03/2024	     
Environmental Strategy and Action Plan Refresh Environmental Sustainability Strategy.	31/07/2023	      F A W G T I

100

Draft Delivery Program 2022-26,  
Operational Plan & Budget 2023/24

**KEY PROJECTS (CONTINUED)**

Project name and description	Target Date	CSP Goals
<b>Night Time Economy Plan</b> <i>Review and revise the Night Time Economy plan for the City.</i>	31/12/2024	
<b>Parramatta River Plan</b> <i>Parramatta River Communications and Advocacy Platform.</i>	30/06/2024	
<b>Roxy Theatre</b> <i>Advocate for renewal of Roxy as a live performance theatre owned by NSW government.</i>	30/06/2024	
<b>Smart City and Innovation Strategy and Action Plan</b> <i>Create a Smart City Strategy.</i>	31/07/2023	
<b>Social Strategy and Action Plan</b> <i>Refresh the Socially Sustainable Parramatta Framework.</i>	31/07/2023	
<b>Strategic Partnerships</b> <i>Review City Strategy's operating model for strategic partnerships.</i>	30/06/2024	
<b>Tree Canopy Plan</b> <i>Develop a Tree Canopy Plan for the Parramatta LGA.</i>	31/12/2023	
<b>Visitor Economy Plan</b> <i>Review and revise the Visitor Economy plan for the City.</i>	30/06/2025	
<b>WestInvest</b> <i>Deliver the WestInvest program.</i>	31/12/2026	<div> <span>F</span> <span>A</span> <span>W</span> <span>G</span> <span>T</span> <span>I</span> </div>

The full list of capital projects can be viewed in Part 5: Attachment 1 - Budget 2023/24.

# Project Management Office

## SERVICE DESCRIPTION

Leads an integrated and consistent approach to Council's project management framework, grants management and governance.

## COMMUNITY STRATEGIC PLAN

Goals	Strategic Actions <sup>1</sup>
<input checked="" type="radio"/> Fair	F.4.2
<input type="radio"/> Accessible	
<input type="radio"/> Welcoming	
<input type="radio"/> Green	
<input type="radio"/> Thriving	
<input checked="" type="radio"/> Innovative	I.2.1 (I.2.2)

Service Satisfaction KPI	Target	Frequency
Stakeholder satisfaction rating	Improve on previous year results (Baseline TBD in 23/24)	Yearly

## KEY PROJECTS

Project name and description	Target Date	CSP Goals
Project and Grants Management Framework Develop a Council-wide project and grants management framework.	30/06/2024	<input checked="" type="radio"/> F <input type="radio"/> A <input type="radio"/> W <input type="radio"/> G <input type="radio"/> T <input checked="" type="radio"/> I

The full list of capital projects can be viewed in Part 5: Attachment 1 - Budget 2023/24.





## 3.8

# Supporting Corporate Services

### SERVICES

People, Culture and Workplace

Finance and Information







# People, Culture and Workplace

## SERVICE DESCRIPTION

Support City of Parramatta Council's staff and operations via:







- Audit and Risk
- People and Culture
- Workplace, Health and Safety

## COMMUNITY STRATEGIC PLAN

Goals	Strategic Actions <sup>1</sup>
 Fair	F.4.2 (F.1.1; F.2.1; F.4.1)
 Accessible	
 Welcoming	(W.1.1; W.2.1; W.3.1)
 Green	
 Thriving	(T.3.2)
 Innovative	(I.2.1)

Service Delivery KPI	Target	Frequency
<b>People and Culture</b> Percentage of Leadership development training completed	90% completion for current leaders at all levels by 2024	Yearly
<b>Workplace, Health and Safety</b> Number of lost time injuries occurring per 1 million hours worked.	1.28	Yearly
<b>Audit and Risk</b> Percentage of agreed audit recommendations actioned	Equal to or greater than 90% within timeframe indicated	Yearly
Service Satisfaction KPI	Target	Frequency
<b>People and Culture</b> Employee Engagement rating	5 percentage points increase on previous year	Yearly

## KEY PROJECTS

Project name and description	Target Date	CSP Goals
MyWorkplace - 9 Wentworth Street Deliver Council's new workplace at 9 Wentworth Street, Parramatta.	30/06/2024	      F A W G T I

The full list of capital projects can be viewed in Part 5: Attachment 1 - Budget 2023/24.







# Finance and Information

## SERVICE DESCRIPTION

Support City of Parramatta Council's staff and operations via:

- Information and Communications Technology (ICT)
- Governance
- Finance
- Legal

## COMMUNITY STRATEGIC PLAN

Goals	Strategic Actions <sup>1</sup>
 Fair	F.4.2 (F.1.1)
 Accessible	
 Welcoming	
 Green	(G.3.1)
 Thriving	(T.1.1)
 Innovative	I.2.1 (I.2.2)

Service Delivery KPI	Target	Frequency
<b>ICT</b> Availability of Community Facing Systems (Web-sites; Service Portals)	99.5% excluding scheduled maintenance	Quarterly
<b>Governance</b> Council Meeting agendas are published 7 days prior to a Council Meeting.	100%	Quarterly
<b>Finance</b> Percentage of statutory plans & reports completed on time (Financial and Committee)	100%	Yearly
Service Satisfaction KPI	Target	Frequency
<b>ICT</b> Customer rating of the ease of use of council's systems	Increase on previous year	Yearly
<b>Governance</b> Stakeholder satisfaction rating	Increase on previous year	Yearly
<b>Finance</b> Business services support satisfaction rating	Increase on previous year	Yearly
<b>Legal</b> Internal stakeholder rating	Increase on previous year	Yearly

---

Project name and description	Target Date	CSP Goals
<b>TechOne 'One Council' Project</b> Deliver system upgrades and modernisations of system platforms via the TechOne 'One Council' integrated solution, including Finance, Works & Assets, Procurement, P2P, CRM, GIS and ECM systems.	30/06/2026	 F   A   W   G   T   I

The full list of capital projects can be viewed in Part 5: Attachment 1 - Budget 2023/24.

---

Address: 126 Church St, Parramatta  
PO Box 32, Parramatta NSW, 2124

---

Phone: 1300 617 058

---

Email: [council@cityofparramatta.nsw.gov.au](mailto:council@cityofparramatta.nsw.gov.au)

---

Web: [cityofparramatta.nsw.gov.au](http://cityofparramatta.nsw.gov.au)

---

Social: Twitter: @parracity

---

Facebook: @cityofparramatta

---

Instagram: @cityofparramatta

---

---

Delivery Program 2022-26,  
Operational Plan & Budget 2023/24  
DRAFT for public exhibition May 2023



**📞 For non-English speakers, phone interpretation services are available via TIS National on 131 450.**

**KOREAN**

본 소식지와 관련해 통역 지원이 필요하신 경우, TIS (131 450)에 전화하여 Parramatta Customer Service (9806 5050)를 연결해 달라고 요청하시면 됩니다. 업무시간은 월요일에서 금요일, 오전 8시 30분부터 오후 5시까지입니다.

**CHINESE**


如果你需要翻译协助阅读这份新闻简报, 请联系 TIS, 电话 131 450, 要求他们代表你接通巴拉玛打市议会客户服务处, 电话 9806 5050。客户服务处的工作时间是每星期一至星期五, 上午8:30至下午5:00。

**ARABIC**

إذا كنت بحاجة للمساعدة في ترجمة هذه النشرة, اتصل بـ TIS على الرقم 131 450 واطلب منهم الاتصال نيابة عنك بخدمة زبائن باراماتا على الرقم 9806 5050 من الإثنين إلى الجمعة بين الساعة 8:30 صباحاً و 5:00 مساءً.

**HINDI**

यदि आपको यह सूचना-पत्र समझने में सहायता चाहिए तो कृपया TIS को 131 450 पर फ़ोन करें और उनसे कहें कि आपकी तरफ़ से पैरामाटा कस्टमर सर्विस को 9806 5050 पर फ़ोन करें। यह सेवा सोमवार से शुक्रवार, सुबह 8.30 बजे से शाम 5.00 तक उपलब्ध है।



[cityofparramatta.nsw.gov.au](http://cityofparramatta.nsw.gov.au)

**CITY OF PARRAMATTA**  
**OPERATIONAL PLAN**  
**2023/24**  
**PART 4**

## INTRODUCTION

### FINANCIAL MANAGEMENT FRAMEWORK

Ensuring financial sustainability underpins Council's financial planning. Council aims to ensure its net operating position is in surplus over the medium to long term through the prudent management of Council's revenue, expenses, assets, liabilities, and insurance.

In 2023/24, Council is budgeting for a surplus Net Operating Result (before capital grants & contributions, and loss/gain on asset disposals), primarily on the assumption of:

- IPART approved Rate peg @ 3.7%
- Uptick in Interest income based on current investment outlook and
- operationalisation of the new Parramatta Aquatic Centre.

Council forecasts to have continued net underlying operating surplus over the medium to long term.

### PROCESS FOR ESTABLISHING AND UPDATING THE BUDGET FOR 2023/24

Under the Local Government Act 1993 and related regulations and guidelines, an Operational Plan is required to be released for public exhibition and subsequent adoption by Council, in order to issue annual council rates notices to ratepayers by first of August.

The budget has been based on the priorities and objectives adopted for the City of Parramatta through council's internal and external consultation processes.

### BUDGET HEADLINES

Council is budgeting for Operating Revenues of \$330.3m (excluding Capital grants and contributions of \$125.3m), with \$220.6m coming from rates and annual charges. Operating expenses are budgeted at \$327.7m, resulting in a surplus of \$2.6m as net underlying operating result.

In 2023/24, the budget provides funding for strategic priorities identified in the operational plan including:

- a capital works program of \$285.7m
- IPART rate pegging at 3.7%.
- Uptick in interest income based on current investment outlook
- the impact of soon to be operational new Parramatta Aquatic Centre

### RESTRICTIONS ON REVENUE

Local Government is restricted in its capacity to raise revenue to fund Community services. The primary sources of revenue are rates and annual charges. In 2023/24, Council will derive 48.0% of total revenue from ordinary rates and annual charges.

Full details of rates to apply in 2023/24 are outlined under Rates and Charges.

OPERATING REVENUE AND EXPENDITURE				
Service Area		Operating Revenue	Operating Expenditure	Net Operating
		2023/24 \$'000	2023/24 \$'000	2023/24 \$'000
Chief Finance & Information Office	Finance and Information Administration	-	231	231
	Business Improvement	-	-	-
	ICT - Information Communication & Techno	-	(17,815)	(17,815)
	Governance	-	(1,404)	(1,404)
	Legal Services	108	(2,144)	(2,035)
	Financial Accounting Treasury and Payables	18,633	(2,104)	16,529
	Financial Planning and Analysis	5	(2,107)	(2,102)
	Rates	100	(2,264)	(2,164)
	Procurement	35	(1,193)	(1,158)
	Financial Systems and Improvement	-	(333)	(333)
Org Related	Organisational Costs	186,281	(10,590)	175,690
People, Culture and Workplace	People and Culture	1,253	(1,420)	(168)
	People and Culture Business Partners	-	(1,186)	(1,186)
	WHS and Wellbeing	130	(1,407)	(1,277)
	Workplace Relations	-	(1,354)	(1,354)
	Organisational Capability	-	(3,417)	(3,417)
	Advice and Services	-	(1,206)	(1,206)
	Risk And Audit	-	(4,235)	(4,235)
Executive Office	Executive Support Office	-	(2,344)	(2,344)
	General Management Support	-	(967)	(967)
City Engagement & Experience	Customer Service Centre	27	(4,596)	(4,570)
	Events and Festivals	120	(6,159)	(6,039)
	City Experience and Engagement Admin	-	(1,070)	(1,070)
	Marketing and Brand	-	(4,437)	(4,437)
	Digital and Creative	-	(2,368)	(2,368)
	Corporate Affairs	-	(1,574)	(1,574)
	Research and Engagement	-	(1,068)	(1,068)
City Strategy	City Strategy	3,154	(11,354)	(8,200)
Property & Place	Property & Place Admin	-	135	135
	Property Development Group Projects	30,480	(1,720)	28,760
	Property Assets Security and Services	24,331	(26,029)	(1,698)
	Place	30,391	(4,630)	25,761
City Assets and Operations	City Services Administration	-	5,703	5,703
	Parks and Open Spaces	14,167	(20,846)	(6,679)
	Fleet and Depot Operations	9,818	(9,416)	402
	Road and Infrastructure	7,722	(47,408)	(39,685)
	Waste and Cleansing	48,929	(45,558)	3,371
	Environment and Sustainability	1,126	(9,392)	(8,266)
	Capital Project Delivery	25,667	(7,284)	18,383
	Regulatory Services Unit	15,012	(14,326)	686
Community Services	Riverside Theatres	3,938	(7,246)	(3,308)
	Social and Community Services	15,651	(24,246)	(8,595)
	Libraries	855	(11,233)	(10,378)
	Community Infrastructure	-	(2,670)	(2,670)
	Community Services Admin	-	2,298	2,298
	Community Hubs	1,358	(8,506)	(7,148)
	PAS & Cultural Services	156	(1,571)	(1,415)
City Planning & Design	Development & Traffic Services	8,110	(13,316)	(5,206)
	City Design	281	(4,499)	(4,218)
	Strategic Land Use Planning	-	(3,263)	(3,263)
	City Planning and Design	-	652	652
	Major Projects and Precincts	212	(2,683)	(2,471)
	Infrastructure Planning & Design	23,105	(1,714)	21,391
City of Parramatta	Net Operating Result Incl. Capital Rev.	471,156	(348,654)	122,502
	Less: Capital Grants and Contributions	(125,346)	-	(125,346)
	Add : Loss (Gain) on Assets Disposal & Internal Allocation	(15,523)	20,943	5,420
	Net Underlying Result Excl. Capital Rev, Assets Disposal & Internal Allocation	330,287	(327,712)	2,576



2023/24 CAPITAL PROGRAM \$285.7M		
LIST OF CAPITAL PROJECTS	Capital Budget	
Project Name	2023/24 \$'000	Next 3 Years \$'000
Acquisition of an Investment Asset	25,000	-
9 Wentworth St - Bldg Works	23,258	-
WI Riverside Theatres Redevelopment	23,000	156,705
Af1 Dence Park Pool	14,240	12,894
Fitout 9 Wentworth	13,531	-
119A Macquarie St - Civic Block 1	12,000	-
WI Don Moore Community Hub	10,689	9,789
Roads Renewal Program	10,000	30,756
Alfred Street Cycleway Stage Two	9,838	-
Pruaip - Fs Garside	8,068	-
Norwest T-Way Shared Path	7,968	-
Upgrade Of Thetown Hall	7,735	-
WI Doyle Ground Sports Facility Improvements	7,548	-
WI Rydalmere Park Stage 3	6,470	-
Integrated Parking Solutions Program	6,380	2,605
WI Carter Street Community Centre Fit-out	5,627	-
WI Max Ruddock Reserve Amenities	4,843	-
myWorkplace ICT Workstream	4,590	-
Phillip Street Smart St Stage 2	4,097	-
WI Somerville Park Improvement	3,994	-
Granville Town Square	3,332	-
Southern Precinct Renewal Project	3,221	-
Kerb & Gutter Renewal Program	3,000	9,227
George Street East Cycleway	2,876	-
WI Sue Savage Reserve	2,842	1,147
Hunts Creek Culvert	2,779	-
WI Western Precinct Connections	2,336	25,975
Phillip Street Smart Street Stage 3	2,200	2,550
Drainage Construction Program	2,030	6,338
Motor Vehicle Replacement Program	2,000	6,151
Techone Modernisation and Optimisation (Capital)	2,000	3,250
Footpaths Construction Program	2,000	6,598
Community Recycling Facility	1,960	-
Civic Link Program (Capital)	1,866	17,217
Major Council Plant & Other Equipment Replacement Program	1,700	5,229
WI North Granville Open Space Upgrade	1,693	1,129
Footpath Renewal Program	1,680	5,167
Stormwater Drainage Renewal Program	1,600	4,921
Charles Street Footbridge	1,534	124
Flood Mitigation Program	1,500	4,727
Active Transport Program	1,500	4,500
Community Buildings Capital Improvement	1,350	4,050
Roads To Recovery Program	1,286	3,956
22/23 Get NSW Active Program	1,213	-
Library Capital Resources	1,100	3,502
WI Strengthening the Heart of Play	1,083	7,568
Plr Tree Offsets	1,065	1,065
Playground Replacement Program	1,020	3,137
Asbestos Remediation Works Program	1,000	3,283

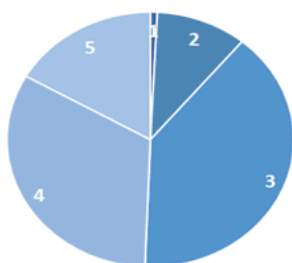
Barrack Lane, Parramatta	1,000	-
Client Technology & Computer Renewal Program	980	-
CBD Outdoor Dining Project 2	891	-
Major Drainage Construction At Lyndelle Place, Carlingford	850	-
WI Let's Play at Kilpack	833	-
WI Duck River Nature Trail	740	26,941
Ermington Foreshore Stage 3	700	-
Public Safety Cctv Network	500	1,500
Stewart Street Reserve Upgrade	500	-
2020/21 Black Spot Program	500	1,500
Centenary Square Review	500	-
Rydalmere Park Masterplan stage 4	460	-
City River Program Of Works	443	7,898
Public Trees Program	400	1,749
Cap N'hood Imp Program	400	6,080
Contaminated Land Management In Public Parks and Land	380	1,169
WI Epping Town Centre Oxford St	357	5,000
Wayfinding Updates	350	450
Drainage Improvements In Growth Areas	350	1,699
Sportsground Capital Improvement Program	350	1,492
Bridge Upgrades & Renewal Program	350	1,388
WI Active Youth are Healthy Youth	328	1,073
Protecting Dams Capital Works Program	320	984
Data Centre Solution For Exit Of Church Street	315	-
Waterways Restoration	300	923
Gis Rft & Implementation Project	300	-
Cbd - George Street - Streetscape Upgrade	300	2,800
WI Finlaysons Creek Cycleway	300	9,784
Parramatta Town Hall – Capital	300	-
Energy & Water Upgrades To Council Assets	300	454
Hill Road Master Plan – Pedestrian and Cycle Upgrades	291	-
Charles Street Wharf Public Art Project	287	-
WI West Epping Dog Off Leash Area	284	-
Places To Swim	270	-
Ict Infrastructure Renewal Program	255	-
Pavilion Capital Improvement Program	250	2,794
Fennell St Car Pak Redvelopment	250	-
Civil Construction Program	240	1,153
Parks Stormwater Reuse Program	240	1,327
Parks Program	220	1,092
Bnp - Epping Town Centre High Streets Upgrade	209	-
Improving Water Quality In Parramatta Waterways	200	615
Mobile Garbage Bin Roll Program	200	15,415
Street Furniture Program	200	618
Cbd Bike Lanes	193	-
Wide Area Network Wan Modernisation	189	-
Parramatta Art and Culture Walk	171	618
Nursery Management For Bushland Plants & Landscaping Works	170	523
Child Care Centres Capital Renewal	164	300
Riverside Theatres Plant, Staging Equipment	155	-
Community Hubs Capital Purchases	155	493
Rapid Deployment Cctv Cameras	150	450
Riverside Theatres Building Renewal Program	150	-
Bnp - Sherwood Street Shops	150	-
Ward Initiatives – Dundas	150	450
Ward Initiatives - North Rocks	150	450

Ward Initiatives – Parramatta	150	450
Ward Initiatives – Rosehill	150	450
Ward Initiatives – Epping	150	450
Bridge Assets - Safety Upgrades	150	461
Park Signage Replacement Program	132	406
Bnp - Granville Town Centre	103	-
Pathway To The Cloud Project	100	-
Libraries Capital Renewal	100	300
Installation Of Rooftop Solar Panels On City Assets Program	100	104
Relocation - Parra Artist Studio	100	-
Sustainable Water Program	100	308
Multi Level Car Parks Capital Renewal Program	100	300
Cemeteries and Memorials Program	92	303
Concept Plan For Community Facilities At Binnalong Park	83	-
Smart City Hub (Parramatta Square)	80	-
Public Domain Lighting	80	350
Community Garden Sherwin Park	75	-
Walking Track Construction	70	423
Bnp - Stamford Avenue Shops Upgrade	63	-
Real-Time Monitoring Network	50	-
Parramatta Square Public Art	46	-
Escarpment Boardwalk	28	-
Tree Offset Program	20	62
It Works Upgrade Program	17	-
Parramatta Aquatic and Leisure Centre Public Art	6	-
WI Lake Parramatta Upgrade Stage 2	-	971
WI Eastern Parramatta River & CBD Precinct Connections	-	9,035
WI Parramatta CBD to Sydney CBD Cycleway	-	10,999
Total Capital Projects – CoP	285,727	468,110

## WHERE OUR CASH COMES FROM FOR CAPITAL WORKS

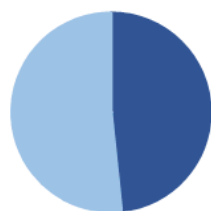
## HOW COUNCIL FUNDS THE CAPITAL BUDGET

Where The Dollars Come From	(\$,000)	Key	%
Special Rate Reserves	2,205	1	1%
Section 7.11 Reserves	29,305	2	10%
Other Reserves	113,100	3	39%
Grants and Contributions	93,381	4	33%
General Reserves	47,73	5	17%
<b>Total</b>	<b>285,727</b>		



## WHERE DOES COUNCIL'S MONEY COME FROM

Rates &amp; annual charges 48% - \$220.6m



Residential rates, business rates, special rates, domestic waste management charge, stormwater management

User chargers and fees 10% - \$43.0m



Development applications, regulatory charges, venue hire, sports field hire, parking fees, child care fees, learn to swim.

Investment interest 4% - \$19.9m



Interest earned on Council's investment portfolio. Interest on overdue rates and charges.

Other revenue 5% - \$22.4m



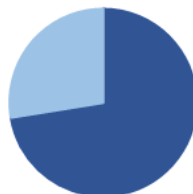
Rental income, parking fines, regulatory fines, gain in share in joint venture, etc.

Operating grants &amp; contributions 5% - \$24.4m



Financial Assistance Grant, library subsidy, child care subsidies, other operating grants.

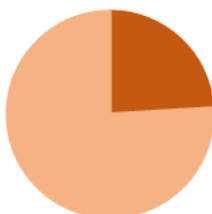
Capital grants &amp; contributions 28% - \$125.3m



Section 94 developer contributions, roads to recovery grants, other capital works grants.

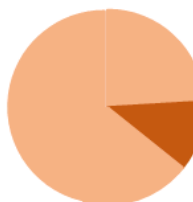
## HOW DOES COUNCIL SPEND ITS MONEY

Employee costs 26% - \$148.2m



Salaries & Wages, Superannuation, Annual Leave, Long Service Leave, Training and Development, Uniforms, FBT expenses, Workers

Materials &amp; contracts 13% - \$72.1m



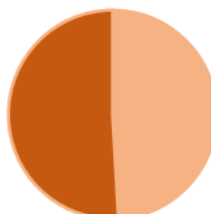
Domestic garbage collection contracts, garbage disposal expenses, IT Software and Hardware maintenance, building maintenance contracts, plumbers,

Other expenses &amp; reserves 10% - \$55.2m



Insurance premiums, Street lighting, Electricity, Water & Sewerage Charges, Bank Charges, Fire Service Levy, Council Events, Councillor Expenses, Donations, Telephone, reserve funding.

Capital expenditure 51% - \$285.7m



Property development, major and minor construction contracts for asset renewals and upgrades, planning consultants, plant and fleet purchases, library resources, ICT infrastructure.

## STATEMENT OF FINANCIAL PERFORMANCE

Description	(\$,000)
REVENUE FROM CONTINUING OPERATIONS	2023/24
Ordinary Rates	170,920
Annual Charges	49,693
Total Rates & Annual Charges	220,613
User Charges & Fees	42,962
Interest and Investment Revenue	19,910
Grants and Contributions Provided for Operating Purposes	24,412
Internal Revenue	15,073
Other Revenue	21,890
Joint Venture Income	500
Total Revenues from Continuing Operations	345,360
EXPENSES FROM CONTINUING OPERATIONS	
Employee Costs	148,203
Materials & Contracts	72,057
Borrowing Costs	109
Depreciation & Amortisation	58,497
Other Operating Expenses	48,845
Internal Expenses	14,658
Total Expenses from Continuing Operations	342,369
'OPERATING RESULT BEFORE CAPITAL REVENUE & GAIN / LOSS ON ASSET DISPOSALS	2,576
Capital Grants and Contributions	125,346
'NET UNDERLYING OPERATING RESULT BEFORE CAPITAL & GAIN / LOSS ON ASSET DISPOSALS	127,922



# BUDGET

## 2023/24 STATUTORY REPORT FORMAT

### STATEMENT OF FINANCIAL POSITION

Description	(\$,000)
<b>ASSETS</b>	<b>2023/24</b>
Current assets	
Cash and cash equivalents	50,000
Investments	105,608
Receivables	11,861
Inventories	116
Other	2,395
<b>Total current assets</b>	<b>169,979</b>
Non-current assets	
Receivables	830
Investments	262,195
Infrastructure Property, Plant & Equipment	3,539,120
Leased Assets	638
Investments Accounted for Using Equity Method	2,807
<b>Total non-current assets</b>	<b>3,805,591</b>
<b>Total assets</b>	<b>3,975,570</b>
<b>LIABILITIES</b>	<b>2023/24</b>
Current liabilities	
Payables	60,991
Borrowings	
Lease Liability	827
Provisions	32,423
<b>Total current liabilities</b>	<b>94,242</b>
Non-current liabilities	
Payables	48
Borrowings	0
Provisions	39,556
<b>Total non-current liabilities</b>	<b>39,604</b>
<b>Total liabilities</b>	<b>133,846</b>
<b>Net assets</b>	<b>3,841,724</b>
<b>EQUITY</b>	
Retained earnings	3,534,352
Reserves	307,373
<b>Total Equity</b>	<b>3,841,724</b>

# BUDGET

## 2023/24 STATUTORY REPORT FORMAT

### STATEMENT OF CASH FLOWS

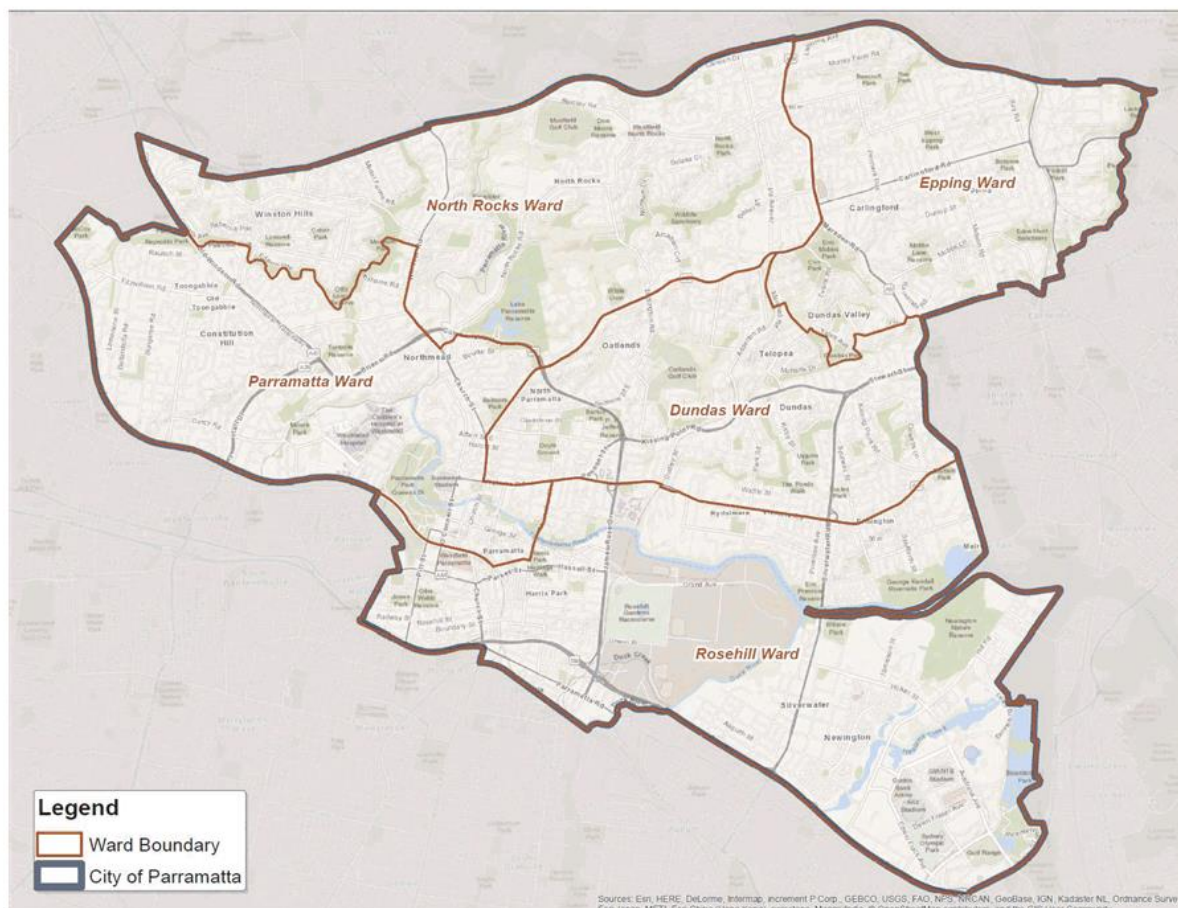
Description	(\$,000)
<b>CASH FLOWS FROM OPERATING ACTIVITIES</b>	<b>2023/24</b>
Receipts:	
Rates and annual charges	220,614
User charges and fees	42,962
Investment revenue and interest	19,910
Grants and contributions	149,758
Other Revenues	21,890
Payments:	
Employee benefits and on-costs	(144,933)
Materials and contracts	(72,057)
Borrowing costs	(109)
Other	(48,845)
Net cash provided (or used in) operating activities	<b>189,189</b>
<b>CASH FLOWS FROM INVESTING ACTIVITIES</b>	
Receipts:	
Sale of investments	101,925
Sale of fixed assets	-
Payments:	
Purchase of investments	-
Purchase of fixed assets	(285,703)
Net cash provided by (or used in) investing activities	<b>(183,778)</b>
<b>CASH FLOWS FROM FINANCING ACTIVITIES</b>	
Receipts:	
Borrowings and advances	-
Other	-
Payments:	
Borrowings and advances	(2,003)
Lease Liabilities	(3,408)
Other	-
Net cash provided by (or used in) financing activities	<b>(5,412)</b>
Net increase/(decrease) in cash & cash equivalents	-
Cash & cash equivalents at beginning of reporting period	50,000
Cash & cash equivalents at end of reporting period	50,000

# BUDGET

## 2023/24 RATES & CHARGES

### STATEMENT OF REVENUE POLICY - Incorporating the Statement of Fees & Charges 2023-24

The map below depicts the City of Parramatta Local Government Area by Ward.



# BUDGET

## 2023/24 RATES & CHARGES

---

### RATES & CHARGES

The principle of Council rating is to levy properties within the Local Government Area to recover the cost of providing local government services to those properties. Rates and Charges are the Council's main source of recurrent income and are used to maintain infrastructure and deliver services and facilities for the community.

Annual rate increases are determined by the Independent Pricing and Regulatory Tribunal (IPART) each year and sets the maximum general income Council can collect from ordinary rates. General income comprises income from ordinary rates and special rates but does not include income from Waste Management charges, Water and Sewerage services, Usage charges or Stormwater Management Service Charges.

The *Local Government Act 1993* states that all rateable properties are to be categorised into one of four categories of ordinary rates:

- Residential
- Business
- Farmland (not applicable in the City of Parramatta LGA)
- Mining (not applicable in the City of Parramatta LGA)

Properties that are subject to Mixed Development Apportionment Factors (MDAF) as supplied by the Valuer-General are rated part Residential and part Business based on the MDAF percentage. Properties that are not granted a MDAF are categorised according to the dominant use of the property.

The Rates for 2023/24 will be calculated on land values with a base date of 1 July 2022. This will be the first year the 1 July 2022 base date will be used to calculate rates.

# BUDGET

## 2023/24 RATES & CHARGES

---

### RATE PEGGING

The NSW Government introduced rate pegging in 1976. Rate pegging limits the amount that Councils can increase their rate revenue from one year to the next. The percentage limit is determined by the IPART.

For the 2023/24 rating year IPART has announced the limit by which Council's general rates income may be varied at 3.7%. General income does not include income from Waste Management charges and Stormwater Management Service charges.

IPART changed the rate peg formula to include a population factor percentage. If our LGA population growth percentage exceeded Council's percentage growth in supplementary valuations income, then Council would receive the difference in addition to the rate peg. We did not receive any addition to the rate peg percentage for the 2023/24 rating year.

But over the previous 10-year period, Council has received rate peg increases between 1.5% and 3.4%.

### LAND VALUATIONS

Rates are calculated on the land value of a property multiplied by an adopted 'rate-in-the-dollar'. If the calculated rate is below the minimum rate, the minimum rate applies. The land value is determined by the NSW Valuer General who issues a Notice of Valuation at least every three years.

Council cannot make and levy a rate in respect of a parcel of land unless the Council has been furnished with a valuation in accordance with the *Valuation of Land Act 1916*. The NSW Valuer General issues valuations in accordance with that Act.

Revaluations are undertaken every three years by the NSW Valuer General – an increase or decrease in valuation does not have an impact on the overall general rates income that Council can raise but it does determine how much you pay in rates relative to every other ratepayer.

The land value used in NSW is the Unimproved Value (UV) of the land and does not include the value of the home or other structures on the land.



# BUDGET

## 2023/24 RATES & CHARGES

---

### RATING STRUCTURE

The Local Government Act 1993 (the Act) sets out the methodology by which a council can collect its rates income.

According to the Act, the Council's rating structure may consist of:

- an 'ad valorem' amount – which may be subject to a minimum, or
- a base amount to which an ad valorem amount is added.

### Ad Valorem

An ad valorem amount is a variable charge set as a proportion of the unimproved land value of the rateable property – that is, the value of the property without any buildings, houses, or other capital investments.

### Minimum amount

The decision as to whether a council will or will not use minimum rates is entirely left to the discretion of each council. If a council resolves to specify one or more minimum amounts of a rate in accordance with section 548(3)(a) of the Act, the size of any minimum amount must not exceed the relevant permissible limits provided for in the Act and Section 126 of the Local Government (General) Regulation 2021 unless special Ministerial approval for a higher amount has been granted.

### SPECIAL RATES

Special rates are not levied by City of Parramatta. Special rates were levied but have since been discontinued due to rates harmonisation.

### OTHER SPECIFIC RATING ISSUES

Upon registration of a new strata plan or deposited plan, Council will re-rate the property(s) from the date of the new strata plan or deposited plan registration.

Aggregation of rates in accordance with Section 548A of the Act may apply in the following situation – for all the lots categorised as Residential or Business on a minimum for rating purposes, one separately titled car space and one separately titled utility lot that is within the same building or strata plan may apply. All aggregations will apply from the commencement of the quarter following the lodgement of the application with Council. An application fee applies to all the applications for aggregation.



# BUDGET

## 2023/24 RATES & CHARGES

---

### POSTPONEMENT OF RATES

Where a property is used as a single dwelling but because of zoning or permitted use has a land value that reflects the potential use of the land rather than the actual use, Council will provide a postponement of rates in accordance with Section 591 of the Local Government Act 1993.

### NON-RATEABILITY

Council will determine land to be non-rateable strictly in accordance with Sections 555 and 556 of the Local Government Act 1993 or the Local Government (General) Regulation 2021.

### RATE REDUCTION FOR ELIGIBLE PENSIONERS

All NSW councils provide a mandatory rebate of up to \$250 to eligible pensioners. The former Parramatta City Council is one of the few Councils that granted an additional voluntary rebate of up to \$100 to eligible pensioners in addition to the mandatory rebate. This has now been extended to encompass all areas that now fall within the proclaimed City of Parramatta Council.

Council provides for rate reductions to eligible pensioners under Section 575 of the Local Government Act 1993. In accordance with Section 575(3) (a) of the Act, Council must provide a rate reduction of 50% of the amount of the rate levy, to a maximum rebate for combined general rate and domestic waste management charges of \$250.

### PAYMENT OF RATES

Ratepayers may pay their rates in four instalments by 31 August, 30 November, 28 February and 31 May respectively. Council is obliged to forward reminder notices one month in advance of those due dates.

During the year an additional (supplementary) rate levy and rate notice may be issued which may affect the amount of rates and charges levied on some parcels of land. The rates and charges are apportioned over the remaining instalments due after the supplementary levy is applied.

### CHARGES ON OVERDUE RATES

Interest accrues daily on rates and charges that remain unpaid after they are due and payable. Council will apply the maximum interest allowable pursuant to Section 566 of the Act which is determined by the Minister of Local Government each year. In accordance with section 566(3) of the Act the interest rate for 2023/24 will be 9% per annum and will be charged from 1 July 2023.

# BUDGET

## 2023/24 RATES & CHARGES

### GENERAL RATING INFORMATION – 2023/2024 RATES & CHARGES

At a rate peg of 3.7% for 2023/24 the following will apply:

The estimated rate income for 2023/24 totals \$170,920,406 reflective of the rate peg and other mandatory adjustments as per the following table:

Type	Category/Subcategory	Number	Ad Valorem Rate	Minimum Rate \$		Estimated Rate Income \$
Ordinary	Residential	100,409	0.00104662	752.00		105,795,754
Ordinary	Business – General	2569	0.00279297	531.46		16,761,142
Ordinary	Business – CBD	1544	0.00773346	770.62		26,453,682
Ordinary	Business – CBD #2	11	0.01873964	-		3,680,784
Ordinary	Business Industrial – ICA	986	0.00386932	770.62		18,484,260
	Total Rates Income CoP including Council Owned Properties					171,175,622
	Rates Income from Council Properties – Internal Revenue					255,216
	Total Rates Income CoP excluding Council Owned Properties					170,920,406

### STORMWATER MANAGEMENT SERVICES ANNUAL CHARGE

In accordance with the Local Government Amendment (Stormwater) Act 2005 a Stormwater Management Service Charge (SMSC) is levied on all parcels of rateable urban land within the City of Parramatta - categorised for rating purposes as Residential or Business (including all sub-categories) - not being vacant land or land owned by the Crown or land held under lease for private purposes under the Housing Act 2001 or the Aboriginal Housing Act 1998.

Council administers a comprehensive waterways management program. As the principal authority responsible for the management of stormwater, Council:

- maintains over 400 km of stormwater discharge drainage pipes for stormwater conveyance
- implements essential flood mitigation measures to protect life, property, and infrastructure
- conserves the natural waterways of our city
- protects bushland and other natural assets from the impacts of urban run-off by implementing purpose-built pollution control traps and water retention systems.

The SMSC helps council fund these important programs. The following table provide details of the charges.

# BUDGET

## 2023/24 RATES & CHARGES

Category	Property Type	Charge	Estimated Yield \$
Residential	All parcels of rateable urban land categorised as Residential or Residential CBD excluding Strata properties	\$25.00	1,006,125
Residential	All strata properties categorised as Residential or Residential CBD	\$12.50	730,062
Total Residential			1,736,187
Business	All parcels of rateable urban land categorised as Business (all subcategories) including Business Strata properties	25.00 per 350m2. Capped at \$500	351,725
Business	All strata properties categorised as Business	25.00 per 35m2. Capped at \$500 with a minimum of \$5	15,884
Total Business			367,609
Total Estimated Yield			2,103,796

### WASTE MANAGEMENT CHARGES

#### Domestic waste charges

Service	Service Mix	Size	Charge per Property	Estimated Income \$
Basic service	Domestic Waste Collection – 1 per Week	80 Litre Bin	457.85	
	Domestic Waste Collection – 1 per Week	140 Litre Bin	500.54	
	Domestic Waste Collection – 1 per Week	240 Litre Bin	754.69	
	Domestic Waste Collection – 1 per Week	660 Litre Bin	1,900.71	
	Domestic Waste Collection – 1 per Week	1100 Litre Bin	2,605.84	
	Alternate Week Recyclables and Garden Waste Collection included in above service charges		129.99	
Additional service	Per Waste Bin – 1 per Week	140 Litre Bin	500.54	
	Per Waste Bin – 1 per Week	240 Litre Bin	754.69	
	Recycling – 1 per Fortnight	240 Litre Bin	129.99	
	Garden Waste – 1 per Fortnight	240 Litre Bin	129.99	
Unoccupied Land	Availability Charge	Not Applicable	89.88	
Note: Estimate may differ to financial statements due to rebates given to eligible properties.				
Total Domestic Waste				47,414,037

# BUDGET

## 2023/24 RATES & CHARGES

### Commercial waste charges

Service	Service Mix	Size	Charge per Property	Estimated Income \$
Basic service	Commercial Waste Collection – 1 per Wk	80 Litre Bin	466.73	
	Commercial Waste Collection – 1 per Wk	140 Litre Bin	518.02	
	Commercial Waste Collection – 1 per Wk	240 Litre Bin	780.47	
	Commercial Waste Collection – 1 per WK	660 Litre Bin	1,954.37	
	Commercial Waste Collection – 1 per WK	1100 Litre Bin	2,742.34	
Additional service	Per Waste Bin – 1 per Week	140 Litre Bin	518.02	
	Per Waste Bin – 1 per Week	240 Litre Bin	780.47	
	Recycling – 1 per Fortnight	240 Litre Bin	137.34	
	Recycling – Paper/Cardboard - Annual	660 Litre Bin	662.60	
	Recycling – Paper/Cardboard - Annual	1100 Litre Bin	897.54	
	Garden Waste – 1 per Fortnight	240 Litre Bin	137.34	
Note: Estimate may differ to financial statements due to rebates given to eligible properties.				
Total Commercial Waste				1,590,274

### SECTION 611 CHARGES

Section 611 of the Local Government Act 1993 provides that Council may make charges on persons for the time being in possession, occupation or enjoyment of a rail, pipe, wire, pole, cable, tunnel, or structure laid, erected, suspended, constructed, or placed on, under or over a public place.

Where applicable such charges will be made in 2023/24 and will be based on the nature and extent of the benefit enjoyed by the person(s) or entities concerned.

### FEES AND OTHER CHARGES

Please see the separate fees and charges document for the fees and other charges to be charged for goods and services in 2023/24. This document also includes the pricing methodology used to determine those fees and charges.

# Delivery Program 2022-26, Operational Plan & Budget 2023/24

## Part 5: Fees & Charges



## Table Of Contents

<b>1 ASSET STRATEGY AND PROPERTY MANAGEMENT .....</b>	<b>13</b>
1.1 APPLICATION FEE RELATING TO EASEMENTS .....	13
1.2 CERTIFICATE FOR CLASSIFICATION OF COUNCIL LAND – SECTION 54 LG ACT .....	13
1.3 COUNCIL PROPERTY – ROCK ANCHOR PLACEMENT .....	13
1.4 DIVESTMENT OF PROPERTY INTERESTS – COUNCIL LAND .....	13
1.5 LAND ANNUAL OCCUPATION CHARGE .....	13
1.6 OCCUPYING COUNCIL ROADS AND FOOTWAYS .....	14
1.6.1 ALFRESCO DINING FEE .....	14
1.7 PROPERTY SERVICES .....	14
1.7.1 (A) ADMINISTRATION FEE FOR ALLOWING ENTRIES ONTO TITLES OVER WHICH COUNCIL HAS A CAVEAT – MINOR MATTER (EG RE-FINANCING) .....	14
1.7.2 (B) PROCESSING FEE FOR COVENANT, WITHDRAWAL OF CAVEAT – TO EXTINGUISH, MODIFY OR RELEASE WHERE COUNCIL IS THE AUTHORITY (EXCLUDING LEGAL FEES AND DISBURSEMENTS) .....	15
1.8 PARKING METER PARKING FEES .....	15
1.8.1 REMOVE, RELOCATE, MAKE GOODS FOR PARKING METER .....	15
1.8.2 PARKING FEES – PARKING METERS .....	15
1.9 PARKING STATIONS .....	16
1.10 PAY PARKING FEES CITY CENTRE CAR PARK .....	16
1.10.1 CITY CENTRE CAR PARK TARIFFS .....	16
1.11 PAY PARKING FEES – EAT STREET CAR PARK .....	16
1.11.1 EAT STREET CAR PARK TARIFFS .....	17
1.12 PAY PARKING FEES – JUSTICE PRECINCT CAR PARK .....	17
1.12.1 JUSTICE PRECINCT CAR PARK TARIFFS .....	17
1.13 PAY PARKING FEES – PARRAMATTA STATION CAR PARK .....	18
1.13.1 PARRAMATTA STATION CAR PARK TARIFFS .....	18
1.14 PAY PARKING FEES - PHIVE .....	18
1.14.1 PHIVE CAR PARK TARIFFS .....	18
1.15 ROAD & PLACE NAMING .....	18
1.16 ROAD CLOSURES – ADMINISTRATION FEE FOR THE PROCESSING OF ROAD CLOSURE APPLICATIONS .....	19
1.17 REQUEST TO PURCHASE COUNCIL LAND .....	20
1.18 SECTION 611 CHARGES .....	20
1.19 SPACE MANAGEMENT .....	20
1.20 TELECOMMUNICATIONS FACILITIES .....	20
<b>2 BUILDING CERTIFICATES – EP&amp;A REG CL 260 .....</b>	<b>20</b>
2.1 (1) FOR THE PURPOSES OF SECTION 149B (2) OF THE ACT, THE FEE FOR AN APPLICATION FOR A BUILDING CERTIFICATE IN RELATION TO A BUILDING IS .....	20
2.1.1 UNAUTHORISED BUILDING INFORMATION CERTIFICATES .....	21
2.2 (3A) AN ADDITIONAL FEE DETERMINED IN ACCORDANCE WITH SUBCLAUSE (3B) MAY BE CHARGED FOR AN APPLICATION FOR A BUILDING CERTIFICATE IN RELATION TO A BUILDING WHERE THE APPLICANT FOR THE CERTIFICATE, OR THE PERSON ON WHOSE BEHALF THE APPLICATION IS MADE, IS THE PERSON WHO ERECTED THE BUILDING OR ON WHOSE BEHALF THE BUILDING WAS ERECTED AND ANY OF THE FOLLOWING CIRCUMSTANCES APPLY .....	23
2.3 (3B) THE ADDITIONAL FEE PAYABLE UNDER SUBCLAUSE; (3A) IS THE TOTAL OF THE FOLLOWING AMOUNTS .....	24

continued on next page ...

Page 2 of 17



## Table Of Contents [continued]

2.4 (3C) IF AN APPLICATION FOR A BUILDING CERTIFICATE IS MADE IN RELATION TO PART ONLY OF A BUILDING, A REFERENCE IN SUBCLAUSE (3A) TO A BUILDING IS TAKEN TO BE A REFERENCE TO THE PART OF A BUILDING THAT IS THE SUBJECT OF THE APPLICATION .....	25
2.5 FLOOR AREA OF BUILDING OR PART .....	25
2.6 NON-REGULATED FEES FOR DEVELOPMENT SERVICES .....	25
2.6.1 COMPLYING DEVELOPMENT CERTIFICATES.....	25
2.6.2 COMPLYING DEVELOPMENT CERTIFICATES SUBMITTED UNDER STATE ENVIRONMENTAL PLANNING POLICY (EXEMPT AND COMPLYING CODES) 2008 .....	26
2.6.3 COMPLIANCE CERTIFICATE.....	30
2.6.4 CONSTRUCTION CERTIFICATE .....	32
2.6.5 OCCUPATION CERTIFICATE – INTERIM OR FINAL .....	36
2.6.6 FOOTPATH HOARDINGS – ROADS ACT SECTION 138 AND EP&A ACT SECTION 91 .....	36
2.6.7 DIRECTIONAL/COMMUNITY SIGNS .....	38
2.6.8 HOARDINGS, BONDS AND BANK GUARANTEES .....	38
2.6.9 STREET TREE AND FURNITURE BONDS .....	38
2.6.10 DEVELOPMENT SITES BONDS AND BANK GUARANTEES .....	39
2.7 REGISTRATION OF PRIVATELY ISSUED CERTIFICATES – EP&A REG CL. 263 (2) .....	39
<b>3 CITY DESIGN.....</b>	<b>39</b>
3.1 DESIGN COMPETITIONS .....	40
3.2 DEVELOPMENT APPLICATIONS & PLANNING PROPOSALS 3D CAD MODELLING FEES .....	40
3.3 DEVELOPMENT TO BE REFERRED TO A DESIGN EXCELLENCE ADVISORY PANEL (INITIAL DEVELOPMENT APPLICATIONS).....	40
3.4 DEVELOPMENT TO BE REFERRED TO A DESIGN EXCELLENCE ADVISORY PANEL (\$4.55 MODIFICATION APPLICATIONS).....	40
<b>4 CITY EVENTS &amp; CULTURAL HERITAGE PROGRAMS .....</b>	<b>41</b>
4.1 ECONOMIC DEVELOPMENT FEES.....	41
4.2 EVENT STALL CHARGES .....	41
4.2.1 FOOD STALLHOLDER FEE .....	41
4.2.2 MERCHANDISE STALLHOLDER FEE .....	42
4.2.3 INFORMATION STALLHOLDER FEE.....	42
4.2.4 ALL EVENTS EXTRAS FEES .....	42
4.3 FILMING IN AREAS UNDER COUNCIL'S CONTROL .....	43
4.3.1 FILMING APPLICATIONS .....	43
4.4 PARRAMATTA ARTIST STUDIOS .....	43
4.4.1 STUDIO / ROOM RENTAL .....	43
4.5 STREET ACTIVITY .....	43
4.5.1 STREET ENTERTAINMENT APPLICATION FEE .....	43
4.5.2 STAFF CHARGES APPLICABLE TO HIRERS OF THE PUBLIC DOMAIN .....	44
4.5.3 TEMPORARY ART IN PUBLIC SPACES (3 MONTH PERMIT) .....	44
4.5.4 MOBILE FOOD VENDING.....	45
4.5.5 EVENTS AND FESTIVALS.....	45
4.5.6 LEAFLET DISTRIBUTION, PROMOTIONS AND COMMUNITY OUTREACH.....	46
4.5.7 OCCASIONAL FOOTPATH TRADING.....	47
4.5.8 OUTDOOR MARKETS (FEES FOR STALLHOLDERS PER DAY AT COUNCIL-ORGANISED MARKET).....	48
4.5.9 OUTDOOR MARKETS (FEES FOR MARKET ORGANISERS, PER TRADING DAY) .....	48

continued on next page ...

Page 3 of 17

## Table Of Contents [continued]

4.5.10 PORTABLE ADVERTISING .....	49
4.5.11 RETAIL TRADING IN PUBLIC FOOTPATHS AND SPACES .....	49
4.6 VENUE HIRE .....	50
4.6.1 HERITAGE MEETING ROOM INCLUDING USE OF SMART SCREEN AND INTERNET .....	50
<b>5 CITY PLANNING.....</b>	<b>50</b>
5.1 AMENDMENT OF AN ENVIRONMENTAL PLANNING INSTRUMENT .....	51
5.1.1 SALE OF PLANS & POLICIES – LG ACT SECTION 608 (2) .....	51
5.1.2 HARDCOPY COPY OF OF ANY LOCAL ENVIRONMENTAL PLANNING INSTRUMENTS AND MAPS, DEVELOPMENT CONTROL PLANS, CONTRIBUTION PLANS OR ANY OTHER CITY STRATEGY PLAN OR POLICY TO BE CHARGED AT THE FOLLOWING RATES PER PAGE .....	52
5.2 CATEGORIES OF PLANNING PROPOSALS .....	52
5.3 DEVELOPMENT CONTROL PLAN/MASTERPLAN APPLICATIONS .....	53
5.4 NOTIFICATION FEES.....	53
5.5 PLANNING PROPOSALS & DEVELOPMENT APPLICATIONS REQUIRING PHYSICAL MODEL.....	53
5.6 PRE-LODGE MENT CONSULTATION .....	54
5.7 VOLUNTARY PLANNING AGREEMENTS & OTHER PUBLIC DOMAIN ASSETS .....	54
5.7.1 PRE-EXECUTION.....	54
5.7.2 POST-EXECUTION.....	55
<b>6 CORPORATE SERVICES.....</b>	<b>56</b>
6.1 ACCESS TO INFORMATION (STATUTORY).....	56
6.1.1 ACCESS TO RECORDS BY NATURAL PERSONS ABOUT THEIR PERSONAL AFFAIRS.....	56
6.2 ADMINISTRATION FEE – BOND AND DEPOSIT REFUND .....	56
6.3 ANNUAL CHARGES – STORMWATER MANAGEMENT CHARGE.....	56
6.3.1 PROVISION OF STORMWATER MANAGEMENT SERVICES TO THE CITY OF PARRAMATTA IN ACCORDANCE WITH THE LOCAL GOVERNMENT AMENDMENT (STORMWATER) ACT 2005 (ANNUAL CHARGE PER ASSESSMENT).....	56
6.4 COPY OF RATE NOTICE/INSTALMENT NOTICE.....	58
6.5 COURIER FEES .....	58
6.6 COURIER & REGISTERED POST FEES.....	58
6.7 DISHONOUR ED CHEQUES.....	58
6.8 DOCUMENT PREPARATION FOR COURT .....	59
6.9 ENVIRONMENTAL UPGRADE AGREEMENTS (EUA).....	59
6.9.1 EUA ADMINISTRATION FEE .....	59
6.10 EXPERT WITNESS FEE.....	59
6.11 INFORMAL GIPA REQUESTS .....	60
6.12 LEGAL SERVICES .....	60
6.13 PAYMENTS/REFUNDS.....	60
6.13.1 DISHONOUR ED DIRECT DEBIT .....	60
6.14 PHYSICAL DOCUMENTATION SUPPLIED UNDER ACCESS TO INFORMATION (FORMAL AND INFORMAL GIPA).....	61
6.15 PRESENTED CHEQUE SEARCH.....	61
6.16 PROCESSING OF SUBPOENAS.....	61
6.17 RATE INFORMATION CERTIFICATION – STATUTORY – SECTION 603 LGA .....	62
6.18 SALE OF TENDER DOCUMENTS VIA TENDERLINK WEBPORTAL.....	62

continued on next page ...

Page 4 of 17

## Table Of Contents [continued]

6.19 SALE OF DOCUMENTS.....	62
6.19.1 MAIL OUTS WITH RATE NOTICES.....	62
6.20 STATEMENT OF ACCOUNT.....	62
6.21 WRITTEN OWNERSHIP ADVICE.....	62
<b>7 DEVELOPMENT AND TRAFFIC SERVICES.....</b>	<b>63</b>
7.1 ALTERNATE ASSESSMENT PATH.....	63
7.2 APPLICATION FOR A PERMIT TO REMOVE/PRUNE A TREE/S.....	63
7.3 APPLICATION FOR REVIEW OF DECISION TO REJECT AND NOT DETERMINE A DEVELOPMENT APPLICATION UNDER THE ACT, SECTION 8.2(1)(C) IF THE ESTIMATED COST OF DEVELOPMENT IS.....	63
7.4 CONSULTANCY FEES.....	63
7.4.1 FEE FOR APPOINTMENT OF EXTERNAL CONSULTANTS RELATING TO QUANTITY SURVEY REPORTS.....	64
7.5 CONVEYANCING ACT CERTIFICATES.....	64
7.5.1 PROCESSING AND RELEASE OF REQUESTS UNDER THE CONVEYANCING ACT NOT BEING PART OF A SUBDIVISION OR CONSOLIDATION APPLICATION.....	64
7.6 DEVELOPMENT SERVICES.....	65
7.6.1 DEVELOPMENT INVOLVING THE ERECTION OF A BUILDING, THE CARRYING OUT OF WORK OR THE DEMOLITION OF A WORK OR A BUILDING.....	65
7.7 DEVELOPMENT APPLICATION PRE-LODGE MENT CONSULTATION.....	67
7.8 DEVELOPMENT INVOLVING APPLICATION FOR ADVERTISEMENTS OR ADVERTISING SIGNS – EP&A REG SCHEDULE 4 PART 2 ITEM 2.2 BUT ONLY IF THE FEE UNDER THIS ITEM EXCEEDS THE FEE THAT WOULD BE PAYABLE UNDER EP&A REG SCHEDULE 4 PART 2 ITEM 2.1.....	67
7.9 DEVELOPMENT INVOLVING THE ERECTION OF A DWELLING-HOUSE WITH AN ESTIMATED CONSTRUCTION COST OF \$100,000 OR LESS – EP&A REG SCHEDULE 4 PART 2 ITEM 2.3.....	67
7.10 DEVELOPMENT INVOLVING THE SUBDIVISION OF LAND (SUBDIVISION FEE) – EP&A REG SCHEDULE 4 PART 2 ITEM 2.4-2.6.....	68
7.10.1 -.....	68
7.11 DEVELOPMENT NOT INVOLVING THE ERECTION OF A BUILDING, THE CARRYING OUT OF A WORK, THE SUBDIVISION OF LAND, OR THE DEMOLITION OF A BUILDING OR WORK – EP&A REG SCHEDULE 4 PART 2 ITEM 2.7.....	68
7.12 DESIGNATED DEVELOPMENT – EP&A REG SCHEDULE 4 PART 3 ITEM 3.3.....	68
7.12.1 SPECIFIC TYPE OF DEVELOPMENT AS DESCRIBED IN EP&A REG SCHEDULE 3, PART 1.....	68
7.13 DEVELOPMENT THAT REQUIRES CONCURRENCE UNDER THE EP&A ACT OR AN ENVIRONMENTAL PLANNING INSTRUMENT – EP&A REG SCHEDULE 4 PART 3 ITEM 3.2.....	68
7.14 HERITAGE MINOR WORKS.....	68
7.15 INFRASTRUCTURE AND RESTORATION ADMINISTRATION FEE.....	69
7.16 MODIFICATION OF A CONSENT – EP&A REG SCHEDULE 4 PART 4 ITEMS 4.1-4.9.....	69
7.16.1 FEES FOR MODIFICATION OF DEVELOPMENT CONSENTS – OTHER THAN STATE SIGNIFICANT DEVELOPMENT.....	69
7.17 NOTIFICATION OF A DEVELOPMENT APPLICATION.....	71
7.17.1 NOTIFICATION OF A DEVELOPMENT APPLICATION - EP&A REG SCHEDULE 4 PART 3 ITEM 3.5-3.7 ADDITIONAL FEE TO ANY OTHER FEES PAYABLE.....	72
7.18 OTHER FEES AND CHARGES.....	72
7.18.1 APPLICATION TO REVIEW A DEVELOPMENT DETERMINATION UNDER EP&A ACT, SECTION 8.2- 8.5.....	72
7.18.2 APPLICATION FOR REVIEW UNDER THE ACT, SECTION 8.3 THAT RELATES TO A DEVELOPMENT APPLICATION, FOR DEVELOPMENT WITH AN ESTIMATED COST OF.....	73
7.19 OTHER APPROVALS - LG ACT SECTION 68, PART B - WATER SUPPLY, SEWERAGE AND STORMWATER DRAINAGE WORK.....	74
7.20 PLANNING CERTIFICATE – EP&A REG SCHEDULE 4 PART 9 9.7-9.8.....	74

continued on next page ...

Page 5 of 17

## Table Of Contents [continued]

7.21 SUBMISSION OF AMENDED PLANS – PRIOR TO DETERMINATION OF DA .....	75
7.22 STATE SIGNIFICANT DEVELOPMENT (SSD) AND STATE SIGNIFICANT INFRASTRUCTURE (SSI) .....	75
7.23 SUBDIVISION CERTIFICATE – LINEN PLAN RELEASE .....	75
7.23.1 LAND (TORRENS) SUBDIVISION / STRATA SUBDIVISION .....	75
7.23.2 STRATA SUBDIVISION WITH STRATUM COMPONENT .....	75
7.24 STAMPING ADDITIONAL PLANS & SPECIFICATIONS – LG ACT SECTION 608 (2) PER SET .....	76
7.25 SUPPLY OF INFORMATION – LG ACT SECTION 608 (2) .....	76
7.25.1 INFORMATION IN RELATION TO DEVELOPMENT APPLICATIONS AND CONSENTS AND CONSTRUCTION CERTIFICATES – EP&A REG CL. 268 .....	76
7.26 SALE OF ENVIRONMENTAL IMPACT STATEMENTS .....	76
7.27 TRAFFIC SERVICES .....	76
7.27.1 ASSESSMENT OF TRAFFIC FACILITY PLANS TO BE DELIVERED AS PART OF A CONDITION OF CONSENT THROUGH TRAFFIC COMMITTEE PROCESS (EXC. SUPPLY AND INSTALLATION) .....	76
7.27.2 ASSESSMENT OF CONSTRUCTION TRAFFIC MANAGEMENT PLAN (CTMP) BY COUNCIL AS PER DA CONDITION .....	77
7.27.3 SPECIAL EVENTS (EXCLUDING FREE PUBLIC ENTRY EVENTS OR STREET PARTIES) .....	77
7.27.4 WORK ZONES .....	77
7.27.5 ROAD/FOOTPATH OCCUPANCY .....	78
7.27.6 BUILDING WASTE CONTAINERS .....	79
7.27.7 RESIDENT PARKING PERMIT .....	80
7.27.8 BUSINESS PARKING PERMIT .....	80
7.27.9 TRANSFERRABLE RESIDENT VISITORS PARKING PERMIT .....	80
7.27.10 ON-STREET AND OFF STREET CAR SHARE SPACES IN THE PARRAMATTA CBD CORE .....	81
7.27.11 ON-STREET AND OFF-STREET CAR SHARE SPACES OUTSIDE THE PARRAMATTA CBD CORE .....	81
7.27.12 USER PAY PARKING SIGNS (INCLUDING TEMPORARY BUS ZONES) .....	81
7.27.13 OVERSIZE VEHICLE ACCESS ON LOCAL ROAD .....	82
7.27.14 LINEMARKING OF DRIVEWAYS .....	82
7.27.15 DIRECTIONAL COMMUNITY SIGNS .....	82
7.27.16 ELECTRIC VEHICLE CHARGING INFRASTRUCTURE ON COUNCIL ROADS .....	82
<b>8 ENVIRONMENT &amp; SUSTAINABILITY .....</b>	<b>82</b>
8.1 GIS DRAINAGE SEARCH & PLAN SERVICE .....	82
8.2 REPAIR/RECONSTRUCTION OF STORMWATER DRAINAGE PITS/PIPES .....	82
8.3 STANDARD DRAWINGS & FLOOD DATA .....	83
8.4 STORMWATER DESIGN CHECKING & APPROVALS .....	83
8.5 STORMWATER SITE INSPECTIONS & REVIEWS .....	84
8.6 WRITTEN FLOOD LEVELS .....	84
8.6.1 FLOOD LEVELS AND STORMWATER SYSTEM/DATA SEARCH .....	84
<b>9 PARKS &amp; OPEN SPACE .....</b>	<b>84</b>
9.1 COUNCIL RESERVE & STREET TREE BONDS .....	84
9.2 OPEN SPACE WORKS & STREET TREES .....	85
9.3 TEMPORARY ACCESS VIA PARK .....	85
<b>10 AQUATIC FACILITIES .....</b>	<b>85</b>
10.1 EPPING AQUATIC CENTRE AND MACARTHUR GIRLS HIGH SCHOOL .....	85
10.1.1 SCHOOL GROUPS AND PROGRAMS - EPPING AQUATIC CENTRE .....	86

continued on next page ...

Page 6 of 217



## Table Of Contents [continued]

10.1.2 MULTI VISIT PASSES .....	88
10.1.3 MEMBERSHIPS.....	89
10.1.4 SWIM SCHOOL .....	89
10.1.5 PUBLIC PROGRAMS.....	91
<b>10.2 PARRAMATTA AQUATIC CENTRE .....</b>	<b>92</b>
10.2.1 AQUATIC FACILITIES.....	92
10.2.2 WELLNESS / FITNESS FACILITIES.....	94
10.2.3 MEMBERSHIPS.....	95
10.2.4 AQUATIC PROGRAMMING .....	98
10.2.5 CARNIVALS, EVENTS AND FACILITY HIRE.....	99
10.2.6 GURANG NGURANG CRECHE SERVICE.....	102
10.2.7 CAR PARK (FOR FACILITY USERS ONLY – TICKETS MUST BE VALIDATED) .....	102
<b>10.3 POOL LANE HIRE .....</b>	<b>103</b>
10.3.1 POOL HIRE – AFTER HOURS.....	103
10.3.2 SCHOOL LANE HIRE (MONDAY – FRIDAY ONLY/9:00AM-3:00PM) .....	103
10.3.3 CASUAL LANE HIRE – ALL OTHER HIRERS.....	103
10.3.4 POOL HIRE FOR COMMERCIAL USE.....	104
10.3.5 POOL HIRE FOR COMMERCIAL USE EPPING AQUATIC CENTRE ONLY .....	104
10.3.6 LANE HIRE EPPING AQUATIC CENTRE ONLY.....	104
10.3.7 CASUAL LANE HIRE EPPING AQUATIC CENTRE ONLY – ALL OTHER HIRERS.....	104
<b>11 RECREATION FACILITIES AND PROGRAMS.....</b>	<b>105</b>
11.1 BOOKING CANCELLATION: ALL CANCELLATIONS MUST BE IN WRITING OR VIA THE ONLINE BOOKING SYSTEM - BOOKABLE.....	105
11.2 BICYCLE LOCKER HIRE .....	105
11.3 COMMUNITY HALLS AND MEETING ROOM HIRE .....	105
11.4 MEETING ROOMS HIRE .....	107
11.4.1 MEETING ROOMS FEES – WEEKDAY HOURLY RATE (MON – FRI 6PM).....	107
11.4.2 MEETING ROOMS FEES – WEEKEND HOURLY RATE (FRI 6PM – SUN AND PUBLIC HOLIDAYS).....	107
11.5 PENALTY RATES .....	108
11.6 PUBLIC HALLS HIRE.....	108
11.6.1 PUBLIC HALLS FEES – WEEKDAY HOURLY RATE (MON – FRI 6PM) .....	108
11.6.2 PUBLIC HALLS FEES – WEEKEND HOURLY RATE (FRI 6PM – SUN AND PUBLIC HOLIDAYS) .....	109
11.7 SPORTING FIELDS, PARKS & RESERVES .....	110
11.7.1 (A) SEASONAL HIRE OF SPORTING FIELDS .....	110
11.7.2 (B) SCHOOL HIRE OF SPORTING FIELDS (EACH USE) .....	111
11.7.3 (C) CASUAL USE OF PARKS, RESERVES AND SPORTS FIELDS.....	111
11.7.4 COUNCIL-MANAGED TENNIS COURTS (ONLINE BOOKING SYSTEM).....	113
11.7.5 RECREATION & LEISURE PROGRAMS.....	114
<b>12 REGULATORY SERVICES.....</b>	<b>114</b>
12.1 ABANDONED VEHICLES – REMOVAL AND STORAGE.....	114
12.1.1 (A) LIGHT VEHICLES.....	114
12.1.2 (B) HEAVY VEHICLES .....	114
12.1.3 ABANDONED VEHICLES .....	115
12.1.4 RECREATION EQUIPMENT .....	115

continued on next page ...

Page 7 of 217

## Table Of Contents [continued]

12.1.5 OUTSTANDING NOTICE/ORDERS – 735A LG ACT AND 121ZP EPA ACT .....	115
<b>12.2 ANIMAL REGISTRATION FEES – ANIMAL COMPANIONS ACT 1999 .....</b>	<b>115</b>
12.2.1 REGISTRATION FEES PAYABLE FOR THE REGISTRATION OF A COMPANION ANIMAL .....	115
12.2.2 CAT TRAP HIRE .....	117
<b>12.3 EP&amp;A ACT COMPLIANCE COST NOTICE FEES .....</b>	<b>117</b>
<b>12.4 IMPOUNDING CHARGE (ANIMALS).....</b>	<b>118</b>
12.4.1 HORSES AND CATTLE .....	118
12.4.2 SHEEP .....	118
<b>12.5 IMPOUNDED ITEMS (OTHER THAN VEHICLES, CLOTHING BINS &amp; SHOPPING TROLLEYS).....</b>	<b>118</b>
12.5.1 FEE FOR ADMINISTRATION, ADVERTISING, SEIZURE, TAKING CHARGES, REMOVAL COSTS AND RELEASE FEE (MAXIMUM) .....	118
<b>12.6 OUTSTANDING NOTICES CERTIFICATE NOXIOUS WEEDS .....</b>	<b>119</b>
<b>12.7 POUND FEES .....</b>	<b>119</b>
12.7.1 COMPANION ANIMALS IMPOUNDING FEES – PREFERRED VET .....	119
12.7.2 COMPANION ANIMALS IMPOUNDING FEES – (BLACKTOWN POUND) .....	119
12.7.3 COMPANION ANIMALS – IMPOUNDING & RELEASE FEES FROM APPROVED PREMISES – VETS, ETC. ....	119
12.7.4 COMPANION ANIMALS – SEIZURE & RELEASE FEES FROM COUNCIL .....	119
<b>12.8 REGULATED PREMISES – PUBLIC HEALTH – FOOD .....</b>	<b>120</b>
12.8.1 1. PERMANENT PREMISES .....	120
12.8.2 2. MOBILE FOOD VENDORS .....	121
12.8.3 3. ROYAL EASTER SHOW .....	122
12.8.4 4. TEMPORARY FOOD STALLS .....	122
12.8.5 5. FOOD PREMISES – ANNUAL ADMINISTRATION FEE – HIGH & MEDIUM RISK BUSINESSES ONLY AS PER NSW FOOD AUTHORITY CATEGORIES.....	122
<b>12.9 REGULATED PREMISES – PUBLIC HEALTH – OTHER .....</b>	<b>123</b>
12.9.1 A. INSPECTION FEE – LEGIONELLA CONTROL (COOLING TOWERS), MORTUARIES, BARBER, HAIRDRESSING, BEAUTY TREATMENT, BODY PIERCING & TATTOO PREMISES .....	123
12.9.2 6. ONSITE SEWAGE MANAGEMENT APPLICATIONS .....	124
12.9.3 7. OTHER EVENT .....	125
12.9.4 8. ENVIRONMENTAL / PROTECTION OF THE ENVIRONMENT OPERATIONS ACT .....	125
<b>12.10 REGULATORY CONTROL .....</b>	<b>126</b>
12.10.1 ANNUAL FIRE SAFETY STATEMENTS – EP&A REG CL. 177(1) .....	126
12.10.2 FIRE SAFETY INSPECTION .....	126
12.10.3 EXTENSION TO APPROVED DA WORKING HOURS .....	126
12.10.4 GRAFFITI REMOVAL .....	126
12.10.5 MONITORING COMPLIANCE OF RESTRICTED PREMISES INCLUDING BROTHELS MASSAGE PARLOURS AND OTHER REGULATED OR SIMILAR PREMISES.....	127
<b>12.11 SWIMMING POOLS SAFETY .....</b>	<b>127</b>
12.11.1 SWIMMING POOLS ACT CERTIFICATES – FOR POOL BARRIER REQUIREMENTS .....	127
<b>13 RIVERSIDE THEATRES .....</b>	<b>128</b>
<b>13.1 RIVERSIDE THEATRES COMMUNITY HIRE RATES .....</b>	<b>128</b>
13.1.1 RIVERSIDE THEATRE COMMUNITY HIRE .....	128
13.1.2 RIVERSIDE THEATRE LEVEL 1.....	129
13.1.3 LENNOX THEATRE COMMUNITY HIRE.....	130
13.1.4 RAFFERTY'S THEATRE COMMUNITY HIRE .....	130



## Table Of Contents [continued]

<b>13.2 RIVERSIDE THEATRES PARRAMATTA COMMERCIAL PERFORMANCE HIRE RATES</b>	<b>131</b>
13.2.1 RIVERSIDE THEATRE	131
13.2.2 LENNOX THEATRE	132
13.2.3 RAFFERTY'S THEATRE	133
13.2.4 COURTYARD (FULL DAY)	133
13.2.5 COURTYARD (HALF DAY)	134
13.2.6 CHARGES NOT INCLUDED IN HIRE RATES	134
13.2.7 CHARGES NOT INCLUDED IN HIRE RATES	134
<b>14 WASTE &amp; CLEANSING</b>	<b>135</b>
14.1 CLEANSING	135
14.2 COMMERCIAL WASTE MANAGEMENT CHARGE	135
14.2.1 ONE BIN REMOVED ONCE WEEKLY	135
14.2.2 BIN REPLACEMENT (FOR SECOND AND SUBSEQUENT LOSS PER YEAR)	135
14.2.3 (A) RECYCLING SERVICE CHARGE	135
14.2.4 (B) GARDEN WASTE SERVICE	136
14.3 DOMESTIC WASTE MANAGEMENT	136
14.3.1 ONE BIN REMOVED ONCE WEEKLY	136
14.3.2 SERVICE AVAILABILITY CHARGE	136
14.3.3 COMPOST BINS	137
<b>15 ROADS &amp; INFRASTRUCTURE</b>	<b>137</b>
15.1 CONTRIBUTION TO WORKS UNDER SECTION 217 OF THE ROADS ACT, 1993	137
15.1.1 THE BELOW APPROVED UNIT RATES REPRESENT THE CONTRIBUTION PAYABLE BEING 50% OF COUNCIL'S COSTS OF CONSTRUCTION	137
15.2 DS1 – FOOTWAY DESIGN LEVEL SERVICE (FINISHED STREET BOUNDARY LEVEL)	137
15.2.1 (I) SINGLE RESIDENCES	137
15.2.2 (II) OTHER	137
15.3 DS4 – ENGINEERING/LANDSCAPING/TRAFFIC DESIGN CHECKING, APPROVAL	138
15.3.1 FEES WITH RESPECT TO ROADS AND DRAINAGE RELATED WORKS IN THE PUBLIC WAY ASSOCIATED WITH DEVELOPMENT	138
15.4 DS6 – SURVEY PLANS & SEARCH	138
15.5 DS12 – VEHICULAR CROSSING DESIGN SERVICE	138
15.5.1 RESIDENTIAL (STANDARD)	138
15.5.2 FLATS/COMMERCIAL/INDUSTRIAL (HEAVY DUTY)	138
15.6 FEES FOR CONSTRUCTION OF SPECIAL VEHICULAR FOOTPATH CROSSINGS AND ASSOCIATED WORKS BY COUNCIL	139
15.6.1 RESIDENTIAL	139
15.6.2 HEAVY DUTY/INDUSTRIAL	139
15.6.3 WORKS ASSOCIATED WITH THE ABOVE	139
15.6.4 FEES AND BONDS FOR CONSTRUCTION OF SPECIAL VEHICULAR FOOTPATH CROSSINGS AND ASSOCIATED WORKS BY OWNER'S CONTRACTOR	139
15.7 RESTORATION OF ROADS AND FOOTPATHS	140
15.7.1 (I) ROAD PAVEMENT	140
15.7.2 (II) FOOTPATHS	140
15.7.3 (III) KERB AND GUTTER	142
15.7.4 (IV) KERB RAMPS	142

continued on next page ...

Page 9 of 17

## Table Of Contents [continued]

15.7.5 (V) SPECIAL TRAFFIC FACILITIES (E.G. WOMBAT CROSSING, PEDESTRIAN .....	142
15.7.6 DISCRETIONARY DISCOUNT FOR LARGE AREAS .....	142
15.7.7 LATE FEE .....	143
15.7.8 FAILURE TO LODGE APPLICATION .....	143
15.7.9 ADMINISTRATION FEE-ACCESS TO PUBLIC LAND .....	143
15.7.10 RESTORATIONS .....	144
<b>15.8 STANDARD ENGINEERING SPECIFICATIONS .....</b>	<b>144</b>
15.8.1 D13 .....	144
15.8.2 D14 .....	144
15.8.3 PRIVATE PIPELINE .....	145
<b>15.9 TENDER FEES .....</b>	<b>145</b>
15.9.1 PURCHASE OF TENDER DOCUMENTS .....	145
<b>16 SOCIAL AND COMMUNITY SERVICES.....</b>	<b>146</b>
<b>16.1 BOOK CLUB RESOURCES .....</b>	<b>146</b>
16.1.1 BOOK CLUB ANNUAL FEE .....	146
<b>16.2 CHILDCARE .....</b>	<b>146</b>
16.2.1 DUNDAS CHILDCARE CENTRE .....	146
16.2.2 POSSUM PATCH CHILD CARE CENTRE .....	146
16.2.3 NORTHMEAD/REDBANK CHILDREN'S CENTRE .....	146
16.2.4 JUBILEE PARK CHILD CARE CENTRE .....	147
16.2.5 NORTH ROCKS CHILD CARE CENTRE.....	147
16.2.6 LONG DAY CARE REGISTRATION.....	147
16.2.7 ALL CHILD CARE CENTRES – ADMINISTRATION .....	147
<b>16.3 COMMUNITY CARE .....</b>	<b>147</b>
16.3.1 INDIVIDUAL – FULL AND PART-PENSIONER DISCOUNTED FEE .....	148
16.3.2 INDIVIDUAL – COMMONWEALTH SENIORS AND LOW INCOME HEALTH CARD HOLDERS DISCOUNTED FEE.....	148
16.3.3 INDIVIDUAL – FULL FEE RATE .....	148
16.3.4 INDIVIDUAL – FULL AND PART-PENSIONER DISCOUNTED FEE .....	149
16.3.5 INDIVIDUAL – DISCOUNTED FEE FOR COMMONWEALTH SENIOR HEALTH CARD HOLDERS .....	150
16.3.6 INDIVIDUAL – FULL FEE.....	150
16.3.7 COMMUNITY CARE FEES FOR HOME CARE PACKAGES.....	151
16.3.8 COMMUNITY CARE FEES FOR NATIONAL DISABILITY INSURANCE SCHEME .....	151
16.3.9 COMMUNITY CARE EVENTS.....	151
<b>16.4 COMMUNITY HUBS .....</b>	<b>152</b>
16.4.1 WENTWORTH POINT COMMUNITY CENTRE AND LIBRARY .....	153
16.4.2 PHIVE, 5 PARRAMATTA SQUARE.....	159
<b>16.5 LIBRARY CHARGES.....</b>	<b>168</b>
16.5.1 PHOTOCOPYING AND PRINTING .....	168
16.5.2 INTER LIBRARY LOANS .....	169
16.5.3 WORKSHOPS/TRAINING SEMINARS .....	169
16.5.4 CHILDREN & YOUTH ACTIVITIES.....	169
16.5.5 MERCHANDISE.....	170
<b>16.6 TOILET ACCESSIBILITY .....</b>	<b>170</b>
16.6.1 MASTER LOCKSMITH ACCESS KEY (MLAK).....	170

continued on next page ...

Page 10 of 217

16.7 PARRAMATTA ARTISTS' STUDIOS.....	170
---------------------------------------	-----

## Explanation Table

### Classifications

#### Pricing Policy Category

A	Public Good	The service provides a broad community benefit. Inconceivable or impractical to charge for service on a user basis.
B	Practical Constraint	The service is a minor part of the overall operation of Council, or the potential for future revenue collection is so minor that it is outweighed by the cost of allocation
C	Shared Benefit	Benefits from providing this service accrue to both individuals and the community as whole (Community Service Obligation).
D	Stimulus	A stimulus to the demand for the service is required. In the short term, only part of the cost of the service is to be recovered.
E	Evasion	Charging prices to recover full cost may result in widespread evasion.
F	Equity	The service is targeted to low income users.
G	Economic/Social/Community Welfare	The service promotes or encourages local economic or social activity.
H	Private Good	The service benefits individual users, contributing to their income, welfare or profits, without any broader benefit to the community.
I	Monopoly	Council has a monopoly over provision of the service and there is no community service or equity obligation.
J	Development	The fee set will enable Council to develop and maintain a service.
K	Contribution	Charges are levied to compensate the community for an increase in the demand for a service or facilities because of a development proposal.
L	Regulatory: Non-Fixed	Fee charges cover the costs incurred by legislative requirements where no community service obligation exists.
M	Regulatory: Fixed	The fee is fixed by legislation.
N	Market	The service provided is in competition with that provided by another council or agency (private or public) and there is pressure to set a price that will attract adequate usage of the service.
N/A	No Pricing Policy	No Pricing Policy allocated to Fee
O	In-House	The service is provided predominantly for Council use, but sale to external markets may defray costs.
P	Entrepreneurial	The service is a profit-making activity and the price paid by users should recover an amount greater than the full cost of providing that service.
Q	Penalty	The fees charged are greater than the cost of the service, to act as a disincentive.
R	Utility	Fee charges for possession, occupation or enjoyment of Council land, public land and air space by gas, electricity, telecommunications and water utilities.

RefNo	Name	Pricing Policy Category	GST	Year 22/23	Year 23/24			Increase %
				Fee (incl. GST)	Fee (excl. GST)	GST	Fee (incl. GST)	

## 1 ASSET STRATEGY AND PROPERTY MANAGEMENT

### 1.1 APPLICATION FEE RELATING TO EASEMENTS

0001	For creation or for release of easements	H	N	\$1,636.27	\$3,518.08	\$0.00	\$3,518.08	115.01%
0002	Compensation	N/A	Y	Determined by valuation prior to being reported to Council				
0003	For advertising and notification of easements	H	N	\$1,229.29	\$1,540.75	\$0.00	\$1,540.75	25.34%
0004	Bond access and restoration of public land after easement works	H	N	\$11,473.66	\$12,547.34	\$0.00	\$12,547.34	9.36%

### 1.2 CERTIFICATE FOR CLASSIFICATION OF COUNCIL LAND – SECTION 54 LG ACT

0005	Certificate For Classification Of Council Land – Section 54 LG Act	M	N	\$59.12	\$60.00	\$0.00	\$60.00	1.49%
------	--	---	---	---------	---------	--------	---------	-------

### 1.3 COUNCIL PROPERTY – ROCK ANCHOR PLACEMENT

0006	Rock Anchor Administrative Fee	H	N	\$2,163.00	\$3,500.00	\$0.00	\$3,500.00	61.81%
0007	Placement Fee – Per anchor	G	N	\$790.00	\$954.09	\$0.00	\$954.09	20.77%
0008	Disbursements	H	N	As Incurred				

### 1.4 DIVESTMENT OF PROPERTY INTERESTS – COUNCIL LAND

0009	Administration Fee	H	Y	\$2,163.00	\$4,510.68	\$451.07	\$4,961.75	129.39%
0010	Disbursements	H	Y	As Incurred				

### 1.5 LAND ANNUAL OCCUPATION CHARGE

Note:

1. Low impact telecommunication installations are installations that are exempted under Telecommunications (Low-impact Facilities) Determination 1997 as amended
2. High impact sites are sites where telecommunication installations other than low impact facilities are installed

0011	Valuation Fee		Y						At Cost
------	---------------	--	---	--	--	--	--	--	---------

Note:

1. Low impact telecommunication installations are installations that are exempted under Telecommunications (Low-impact Facilities) Determination 1997 as amended.
2. High impact sites are sites where telecommunication installations other than low impact facilities are installed.

RefNo	Name	Pricing Policy Category	GST	Year 22/23	Year 23/24			Increase %
				Fee (incl. GST)	Fee (excl. GST)	GST	Fee (incl. GST)	

## 1.6 OCCUPYING COUNCIL ROADS AND FOOTWAYS

0012	Administrative/ Application fee for structures on roads	H	N	\$818.21	\$859.12	\$0.00	\$859.12	5.00%
0013	Alfresco Dining & Retail Activity Application Fee	G	N	\$148.16	\$155.57	\$0.00	\$155.57	5.00%

### 1.6.1 ALFRESCO DINING FEE

0016	Eat Street - administration fee for umbrella submetering		N	\$0.00	\$0.00	\$0.00	\$0.00	0.00%
0014	Eat Street - electricity costs to umbrella submetering		N	At Cost				
0015	Eat Street per sq metre per annum		N	\$0.00	\$450.00	\$0.00	\$450.00	∞
0017	Parramatta CBD (excluding Eat Street) per sq metre per annum	G	N	\$239.72	\$252.00	\$0.00	\$252.00	5.12%

Suburbs below require Development Application & Alfresco Dining & Retail Activity Application

0018	Epping (main shopping centre) per sq metre per annum	G	N	\$214.99	\$226.00	\$0.00	\$226.00	5.12%
0019	Harris Park, per sq metre per annum	G	N	\$138.55	\$145.50	\$0.00	\$145.50	5.02%
0020	Rydalmere & other locations not listed above	G	N	\$98.91	\$104.00	\$0.00	\$104.00	5.15%
0021	Outdoor Dining Bond	G	N	25% of Annual GST free amount				
0022	Non-Commercial Activity Approval Fee	G	N	\$122.54	\$129.00	\$0.00	\$129.00	5.27%
0023	Parramatta Square per sq metre per annum	G	N	\$500.00	\$555.00	\$0.00	\$555.00	11.00%

Fee may be waived for charitable organisations upon application. Council will waive the fees for current and new outdoor dining approvals during 2018/19 in all areas outside of the Parramatta CBD only

## 1.7 PROPERTY SERVICES

0024	Road Status Report	H	N	\$150.00	\$450.00	\$0.00	\$450.00	200.00%
------	--------------------	---	---	----------	----------	--------	----------	---------

### 1.7.1 (A) ADMINISTRATION FEE FOR ALLOWING ENTRIES ONTO TITLES OVER WHICH COUNCIL HAS A CAVEAT – MINOR MATTER (EG RE-FINANCING)

0025	Application Fee	N/A	Y	\$229.53	\$719.09	\$71.91	\$791.00	244.62%
------	-----------------	-----	---	----------	----------	---------	----------	---------



RefNo	Name	Pricing Policy Category	GST	Year 22/23	Year 23/24			Increase %
				Fee (incl. GST)	Fee (excl. GST)	GST	Fee (incl. GST)	

**(A) ADMINISTRATION FEE FOR ALLOWING ENTRIES ONTO TITLES OVER WHICH COUNCIL HAS A CAVEAT – MINOR MATTER (EG RE-FINANCING)** [continued]

0026	Processing and Legal Fees	N/A	Y	\$573.67	\$1,547.60	\$154.76	\$1,702.36	196.75%
------	---------------------------	-----	---	----------	------------	----------	------------	---------

**1.7.2 (B) PROCESSING FEE FOR COVENANT, WITHDRAWAL OF CAVEAT – TO EXTINGUISH, MODIFY OR RELEASE WHERE COUNCIL IS THE AUTHORITY (EXCLUDING LEGAL FEES AND DISBURSEMENTS)**

0027	Processing FeeAdministration Fee for Covenant, Withdrawal of Caveat - to extinguish, modify or release where Council is the authority.	N/A	Y	\$573.67	\$1,547.60	\$154.76	\$1,702.36	196.75%
------	--	-----	---	----------	------------	----------	------------	---------

## 1.8 PARKING METER PARKING FEES

Waiver of Fees : Pursuant to section 610E of the Local Government Act (NSW) 1993, the Chief Executive Officer may waive or reduce parking fees or charges as outlined in the Schedule of Fees and Charges

### 1.8.1 REMOVE, RELOCATE, MAKE GOODS FOR PARKING METER

0028	Temporary removal per parking meter	L	N	\$599.99	\$545.45	\$0.00	\$545.45	-9.09%
0029	Removal and relocation per parking meter	L	N	\$1,500.00	\$1,363.63	\$0.00	\$1,363.63	-9.09%
0030	New footing installation per parking meter	L	N	\$999.99	\$1,500.00	\$0.00	\$1,500.00	50.00%
0031	Make good of location, once Parking meter has been removed per parking meter	L	N	\$1,000.00	\$1,500.00	\$0.00	\$1,500.00	50.00%

### 1.8.2 PARKING FEES – PARKING METERS

Waiver of Fees : Pursuant to section 610E of the Local Government Act (NSW) 1993, the Chief Executive Officer may waive or reduce parking fees or charges as outlined in the Schedule of Fees and Charges

#### 1.8.2.1 PARKING METER TARIFFS

0032	Free Christmas Parking for Christmas Eve (24 December only)	L	Y	\$0.00	\$0.00	\$0.00	\$0.00	0.00%
------	---	---	---	--------	--------	--------	--------	-------

continued on next page ...

Page 15 of 217

RefNo	Name	Pricing Policy Category	GST	Year 22/23	Year 23/24			Increase %
				Fee (incl. GST)	Fee (excl. GST)	GST	Fee (incl. GST)	

## PARKING METER TARIFFS [continued]

0033	Parking fees range from \$2.00 per hour to \$20.00 per day subject to locations and restrictions (incl GST) Considering small alignment for market trend movements	N	Y	Various Fees Apply				
0034	Mobile Phone Parking Fee (additional to On-Street Parking Meter Traffic Charges) per call, subject to service fee as per service providers T&C's	N	Y	Various Fees Apply				

## 1.9 PARKING STATIONS

Waiver of Fees : Pursuant to section 610E of the Local Government Act (NSW) 1993, the Chief Executive Officer may waive or reduce parking fees or charges as outlined in the Schedule of Fees and Charges

0035	Reprogramming of Parking Station APS machines for – Special Event Tariff's – Per Multi-Level car park	L	Y	\$260.00	\$318.18	\$31.82	\$350.00	34.62%
0036	Filming and event usage, daily rate/ per space within Eat Street Car Park	L	Y	\$60.00	\$63.64	\$6.36	\$70.00	16.67%
0037	Filming/event usage daily rate per space in Parramatta Station car park	L	Y	\$36.99	\$33.64	\$3.36	\$37.00	0.03%
0038	Filming and event usage, per space/ per day within Justice Precinct Car Park	L	Y	\$37.00	\$33.64	\$3.36	\$37.00	0.00%

## 1.10 PAY PARKING FEES CITY CENTRE CAR PARK

### 1.10.1 CITY CENTRE CAR PARK TARIFFS

Considering some small alignment for market trend movements. Maximum rate shown, with option to reduce on demand. Credit card surcharge may be added.

## 1.11 PAY PARKING FEES – EAT STREET CAR PARK

Waiver of Fees : Pursuant to section 610E of the Local Government Act (NSW) 1993, the Chief Executive Officer may waive or reduce parking fees or charges as outlined in the Schedule of Fees and Charges. Credit card surcharge fee's may be added

RefNo	Name	Pricing Policy Category	GST	Year 22/23	Year 23/24			Increase %
				Fee (incl. GST)	Fee (excl. GST)	GST	Fee (incl. GST)	

### 1.11.1 EAT STREET CAR PARK TARIFFS

Considering some small alignment for market trend movements. Maximum rate shown, with option to reduce on demand. Credit card surcharge may be added. Various fees apply

0039	Free Christmas Parking for Christmas Eve (24 December only)		Y	\$0.00	\$0.00	\$0.00	\$0.00	0.00%
0040	Range from \$3.00 per hour to \$70.00 per day, per parking space (incl GST) Considering small alignment for market trend movements. Credit card surcharge fees will apply		Y	Various fees apply				
0041	Monthly – Push Bike Facilities	N/A	Y	\$21.00	\$27.27	\$2.73	\$30.00	42.86%

### 1.12 PAY PARKING FEES – JUSTICE PRECINCT CAR PARK

Waiver of Fees : Pursuant to section 610E of the Local Government Act (NSW) 1993, the Chief Executive Officer may waive or reduce parking fees or charges as outlined in the Schedule of Fees and Charges. Credit card surcharge fee's may be added

#### 1.12.1 JUSTICE PRECINCT CAR PARK TARIFFS

Considering some small alignment for market trend movements. Maximum rate shown, with option to reduce on demand. Credit card surcharge may be added.

0042	Free Christmas Parking for Christmas Eve (24 December only)		Y	\$0.00	\$0.00	\$0.00	\$0.00	0.00%
0043	Parking fees range from \$3.00 per hour to \$45.00 per day, per parking space (incl GST) Considering small alignment for market trend movements. Credit card surcharge fees will apply		Y	Various fees apply				
0044	PAC membership alignment, with the PAC car park will offer, 2 hours free parking, per day, per membership. T&C Apply	N/A	Y	No fee				
0045	Monthly – Unreserved (Permanent Parkers)	N/A	Y	\$396.90	\$363.64	\$36.36	\$400.00	0.78%
0046	Corporate Rate 100+ daily parkers	N/A	Y	\$14.00	\$12.73	\$1.27	\$14.00	0.00%
0047	Corporate Rate 200+ daily parkers	N/A	Y	\$12.00	\$10.91	\$1.09	\$12.00	0.00%

RefNo	Name	Pricing Policy Category	GST	Year 22/23	Year 23/24			Increase %
				Fee (incl. GST)	Fee (excl. GST)	GST	Fee (incl. GST)	

### 1.13 PAY PARKING FEES – PARRAMATTA STATION CAR PARK

Waiver of Fees : Pursuant to section 610E of the Local Government Act (NSW) 1993, the Chief Executive Officer may waive or reduce parking fees or charges as outlined in the Schedule of Fees and Charges. Credit card surcharge fee's may be added

#### 1.13.1 PARRAMATTA STATION CAR PARK TARIFFS

Considering some small alignment for market trend movements. Maximum rate shown, with option to reduce on demand. Credit card surcharge may be added.

0048	Parking fees range from \$3.00 per hour to \$60.00 per day, per parking space (incl GST) Considering small alignment for market trend movements. Credit card surcharge fees will apply		Y	Various fees apply				
0049	Monthly – Push Bike Facilities	N/A	Y	\$26.20	\$27.27	\$2.73	\$30.00	14.50%
0050	Monthly – Unreserved (Permanent Parkers)	N/A	Y	\$308.70	\$280.64	\$28.06	\$308.70	0.00%
0051	Corporate Rate 100+ daily parkers	N/A	Y	\$11.00	\$10.00	\$1.00	\$11.00	0.00%
0052	Corporate Rate 200+ daily parkers	N/A	Y	\$10.00	\$9.09	\$0.91	\$10.00	0.00%

### 1.14 PAY PARKING FEES - PHIVE

#### 1.14.1 PHIVE CAR PARK TARIFFS

0053	Parking fees range from \$5.00 per hour to \$80.00 per day, per parking space (incl GST) Considering small alignment for market trend movements. Credit card surcharge fees will apply		Y	Various fees apply				
------	--	--	---	--------------------	--	--	--	--

### 1.15 ROAD & PLACE NAMING

0055	Alteration to Suburb Boundary - Administrative Fee - Precinct and Non Precinct		N	\$0.00	\$2,205.00	\$0.00	\$2,205.00	∞
------	--	--	---	--------	------------	--------	------------	---

RefNo	Name	Pricing Policy Category	GST	Year 22/23	Year 23/24			Increase %
				Fee (incl. GST)	Fee (excl. GST)	GST	Fee (incl. GST)	

## ROAD & PLACE NAMING [continued]

0054	Alteration to Suburb Boundary - Non Precinct - Public consultation/ exhibition, advertising and gazettal		N	\$0.00	\$5,515.00	\$0.00	\$5,515.00	∞
0056	Alteration to Suburb Boundary - Precinct - Public consultation/ exhibition, advertising and gazettal		N	\$0.00	\$16,540.00	\$0.00	\$16,540.00	∞
0057	Renaming of Roads - Administrative Fee (per road)		N	\$0.00	\$2,205.00	\$0.00	\$2,205.00	∞
0058	Renaming of Roads - Public consultation/ exhibition, advertising and gazettal		N	\$0.00	\$5,515.00	\$0.00	\$5,515.00	∞
0059	Administrative Fee (per road) – Precinct and Non Precinct	H	Y	\$2,100.00	\$2,204.55	\$220.45	\$2,425.00	15.48%
0060	Administrative Fee (per environmental and physical place) – Precinct and Non Precinct	H	Y	\$2,100.00	\$2,204.55	\$220.45	\$2,425.00	15.48%
0061	Precinct – Public consultation/ exhibition, advertising and gazettal	H	Y	\$15,750.00	\$16,540.91	\$1,654.09	\$18,195.00	15.52%
0062	Non-Precinct – Public consultation/ exhibition, advertising and gazettal	H	Y	\$5,250.00	\$5,513.64	\$551.36	\$6,065.00	15.52%

## 1.16 ROAD CLOSURES – ADMINISTRATION FEE FOR THE PROCESSING OF ROAD CLOSURE APPLICATIONS

0063	Temporary Road Closure (refer to Traffic under Temporary Road Occupancy)	N/A	N	Refer to Traffic under Temporary Road Occupancy				
0064	Permanent Road Closure Application	G	N	\$1,634.17	\$3,500.00	\$0.00	\$3,500.00	114.18%
0065	Compensation	N/A	Y	Determined by valuation at the time of the closure				

continued on next page ...

Page 19 of 217



RefNo	Name	Pricing Policy Category	GST	Year 22/23	Year 23/24			Increase %
				Fee (incl. GST)	Fee (excl. GST)	GST	Fee (incl. GST)	

## ROAD CLOSURES – ADMINISTRATION FEE FOR THE PROCESSING OF ROAD CLOSURE APPLICATIONS [continued]

0066	For advertising and notification of permanent road closure	H	N	\$1,229.29	\$1,540.75	\$0.00	\$1,540.75	25.34%
0067	Advertising Fee – Road Closure/ Opening Gazettal Fee	N/A	N	Cost imposed by Crown Lands and Council to recoup/reimburse from applicant				

## 1.17 REQUEST TO PURCHASE COUNCIL LAND

0068	Administrative Fee	H	Y	\$1,622.25	\$2,098.51	\$209.85	\$2,308.36	42.29%
------	--------------------	---	---	------------	------------	----------	------------	--------

## 1.18 SECTION 611 CHARGES

0069	S611 – Annual charge relating to pipelines or other structures under Council roads	N/A	N	By independent valuation				
				Last year fee No Fee				

## 1.19 SPACE MANAGEMENT

Administration of leases, licences and other approvals for the Occupation of Council Premises (Land and or Building)

0070	Initial Application Fee	N/A	Y	\$162.22	\$170.33	\$17.03	\$187.36	15.50%
0071	Document Preparation Fee	N/A	Y	At cost or per Council's Legal Fees and Charges (as applicable)				
0072	Valuation Fee	N/A	Y	At Cost				
0073	Renewal Fee	N/A	Y	\$216.30	\$227.12	\$22.71	\$249.83	15.50%
0074	Assignment Fee	N/A	Y	At Cost				

## 1.20 TELECOMMUNICATIONS FACILITIES

0075	Administrative Fee	H	Y	\$1,622.25	\$1,548.51	\$154.85	\$1,703.36	5.00%
------	--------------------	---	---	------------	------------	----------	------------	-------

## 2 BUILDING CERTIFICATES – EP&A REG CL 260

### 2.1 (1) FOR THE PURPOSES OF SECTION 149B (2) OF THE ACT, THE FEE FOR AN APPLICATION FOR A BUILDING CERTIFICATE IN RELATION TO A BUILDING IS

0076	Class 1 Buildings (not exceeding 150m2)	L	N	\$0.00	\$500.00	\$0.00	\$500.00	∞
0077	Class 1 Buildings (exceeding 150m2)		N	\$0.00	\$600.00	\$0.00	\$600.00	∞

continued on next page ...

Page 20 of 217

RefNo	Name	Pricing Policy Category	GST	Year 22/23	Year 23/24			Increase %
				Fee (incl. GST)	Fee (excl. GST)	GST	Fee (incl. GST)	

**(1) FOR THE PURPOSES OF SECTION 149B (2) OF THE ACT, THE FEE FOR AN APPLICATION FOR A BUILDING CERTIFICATE IN RELATION TO A BUILDING IS [continued]**

0078	Class 2-9 Buildings (not exceeding 200m2)	L	N	\$0.00	\$600.00	\$0.00	\$600.00	∞
0079	Class 2-9 Buildings (200-2,000m2)	L	N	\$600.00 Plus \$1.00 per sq mtr over 200 sq mtrs				
0080	Class 2-9 Buildings (greater than 2,000m2)		N	\$2000.00 Plus additional \$1.00 per sq mtr over 2000 sq mtrs				
0081	Class 10 Buildings	L	N	\$0.00	\$500.00	\$0.00	\$500.00	∞
0082	Additional Inspection Fee	N/A	N	\$95.00	\$100.00	\$0.00	\$100.00	5.26%
0083	Building Certificate Urgency Fee	N/A	N	\$228.90	\$240.50	\$0.00	\$240.50	5.07%
0084	Building Certifications – Hourly Rate	N/A	N	\$205.00	\$215.50	\$0.00	\$215.50	5.12%
You might need a service that we don't cover in this price sheet. If you do, we will charge you an hourly rate for the service								
0085	Copy of Building Certificate – EP&A REG CL. 261	M	N	\$15.00	\$15.80	\$0.00	\$15.80	5.33%
0086	Certified Copy of Document, Map or Plan – EP&A REG CL. 262	M	N	\$60.00	\$63.00	\$0.00	\$63.00	5.00%

### 2.1.1 UNAUTHORISED BUILDING INFORMATION CERTIFICATES

0087	Fee for a Certificate for Unauthorised Work to a Class 1 and Class 10 Building (not exceeding 150m2)	L	N	\$500.00 plus the maximum fee payable if the application were an application for Development Consent and Construction Certificate or for a Complying Development Certificate				
0088	Fee for a Certificate for Unauthorised Work to a Class 1 and Class 10 Building (Exceeding 150m2)	L	N	\$600.00 plus the maximum fee payable if the application were an application for Development Consent and Construction Certificate or for a Complying Development Certificate				
0089	Fee for a Certificate for Unauthorised Work to a Class 2-9 Building (not exceeding 200m2)	L	N	\$600.00 plus the relevant fee that should have been paid for the Development Application, Construction Certificate or for a Complying Development Certificate				

continued on next page ...

Page 21 of 217

RefNo	Name	Pricing Policy Category	GST	Year 22/23	Year 23/24			Increase %
				Fee (incl. GST)	Fee (excl. GST)	GST	Fee (incl. GST)	

### UNAUTHORISED BUILDING INFORMATION CERTIFICATES [continued]

0090	Fee for a Certificate for Unauthorised Work to a Class 2-9 Building (200-2,000m2)	L	N	\$600.00 plus \$1.00 per m2 over 200m2 and the relevant fee that should have been paid for the Construction Certificate or Complying Development Certificate				
0091	Fee for a Certificate for Unauthorised Work to a Class 2-9 Building (greater than 2,000m2)	L	N	\$2000.00 plus \$1.00 per m2 over 200m2 and the relevant fee that should have been paid for the Construction Certificate or Complying Development Certificate				
0092	Each additional inspection if more than one is required before issue of Certificate (Class 1 & 10 buildings)	L	N	\$0.00	\$252.00	\$0.00	\$252.00	∞
0093	Each additional inspection if more than one is required before issue of Certificate (Class 2 to 9 buildings)	L	N	\$0.00	\$423.00	\$0.00	\$423.00	∞
0095	Additional fee - Priority issue (2 business days) of certificate (Not applicable for Unauthorised Works)	L	N	\$0.00	\$250.00	\$0.00	\$250.00	∞
0094	Copy of certificate	L	N	\$0.00	\$75.00	\$0.00	\$75.00	∞

RefNo	Name	Pricing Policy Category	GST	Year 22/23	Year 23/24			Increase %
				Fee (incl. GST)	Fee (excl. GST)	GST	Fee (incl. GST)	

**2.2 (3A) AN ADDITIONAL FEE DETERMINED IN ACCORDANCE WITH SUBCLAUSE (3B) MAY BE CHARGED FOR AN APPLICATION FOR A BUILDING CERTIFICATE IN RELATION TO A BUILDING WHERE THE APPLICANT FOR THE CERTIFICATE, OR THE PERSON ON WHOSE BEHALF THE APPLICATION IS MADE, IS THE PERSON WHO ERECTED THE BUILDING OR ON WHOSE BEHALF THE BUILDING WAS ERECTED AND ANY OF THE FOLLOWING CIRCUMSTANCES APPLY**

0096	(a) where a development consent, complying development certificate or construction certificate was required for the erection of the building and no such consent or certificate was obtained	N/A	N	Additional Fee as determined in accordance with subclause (3B)				
0097	(b) where a penalty notice has been issued for an offence under section 76A (1) of the Act in relation to the erection of the building and the person to whom it was issued has paid the penalty required by the penalty notice in respect of the alleged offence (or if the person has not paid the penalty and has not elected to have the matter dealt with by a court, enforcement action has been taken against the person under Division 4 of Part 4 of the Fines Act 1996)	N/A	N	Additional Fee as determined in accordance with subclause (3B)				
0098	(c) where order No 2, 12, 13, 15, 18 or 19 in the Table to section 121B (1) of the Act has been given in relation to the building unless the order has been revoked on appeal	N/A	N	Additional Fee as determined in accordance with subclause (3B)				

continued on next page ...

Page 23 of 217

RefNo	Name	Pricing Policy Category	GST	Year 22/23	Year 23/24			Increase %
				Fee (incl. GST)	Fee (excl. GST)	GST	Fee (incl. GST)	

**(3A) AN ADDITIONAL FEE DETERMINED IN ACCORDANCE WITH SUBCLAUSE (3B) MAY BE CHARGED FOR AN APPLICATION FOR A BUILDING CERTIFICATE IN RELATION TO A BUILDING WHERE THE APPLICANT FOR THE CERTIFICATE, OR THE PERSON ON WHOSE BEHALF THE APPLICATION IS MADE, IS THE PERSON WHO ERECTED THE BUILDING OR ON WHOSE BEHALF THE BUILDING WAS ERECTED AND ANY OF THE FOLLOWING CIRCUMSTANCES APPLY** [continued]

0099	(d) where a person has been found guilty of an offence under the Act in relation to the erection of the building	N/A	N	Additional Fee as determined in accordance with subclause (3B)				
0100	(e) where the court has made a finding that the building was erected in contravention of a provision of the Act	N/A	N	Additional Fee as determined in accordance with subclause (3B)				

## **2.3 (3B) THE ADDITIONAL FEE PAYABLE UNDER SUBCLAUSE; (3A) IS THE TOTAL OF THE FOLLOWING AMOUNTS**

0101	(a) the amount of the maximum fee that would be payable if the application were an application for development consent, or a complying development certificate (if appropriate), authorising the erection or alteration of any part of the building to which the application relates that has been the date of the application	N/A	N	Additional Fee as determined in accordance with subclause (3A)				
------	--	-----	---	--	--	--	--	--

continued on next page ...

Page 24 of 217



RefNo	Name	Pricing Policy Category	GST	Year 22/23	Year 23/24			Increase %
				Fee (incl. GST)	Fee (excl. GST)	GST	Fee (incl. GST)	

### (3B) THE ADDITIONAL FEE PAYABLE UNDER SUBCLAUSE; (3A) IS THE TOTAL OF THE FOLLOWING AMOUNTS [continued]

0102	(b) the amount of the maximum fee that would be payable if the application were an application to the council for a construction certificate relating to the erection or alteration of any part of the building to which the application relates that has been erected or altered in contravention of the Act in the period of 24 months immediately preceding the date of the application	N/A	N	Additional Fee as determined in accordance with subclause (3A)				
------	--	-----	---	--	--	--	--	--

### 2.4 (3C) IF AN APPLICATION FOR A BUILDING CERTIFICATE IS MADE IN RELATION TO PART ONLY OF A BUILDING, A REFERENCE IN SUBCLAUSE (3A) TO A BUILDING IS TAKEN TO BE A REFERENCE TO THE PART OF A BUILDING THAT IS THE SUBJECT OF THE APPLICATION

0103	Application Fee	N/A	N	(4) In this clause, a reference to a class 1 building includes a reference to a class 2 building that comprises 2 dwellings only				
------	-----------------	-----	---	--	--	--	--	--

### 2.5 FLOOR AREA OF BUILDING OR PART

0104	Up to 200 square metres	N/A	N	\$344.40	\$362.00	\$0.00	\$362.00	5.11%
0105	200 square metres but not exceeding 2,000 square metres	N/A	N	\$250 + an additional \$0.50 per square metre over 200				
0106	Exceeding 2,000 square metres	N/A	N	\$1,165 + additional \$0.075 per square metre over 2,000				

### 2.6 NON-REGULATED FEES FOR DEVELOPMENT SERVICES

#### 2.6.1 COMPLYING DEVELOPMENT CERTIFICATES

##### 2.6.1.1 FOR THE PURPOSES OF PART 4, DIVISION 3 AND PART 4A OF EP&A ACT THE FOLLOWING FEES APPLY

Packages: When Council has been elected to both issue the Complying Development Certificate and act as the Principal Certifying Authority (PCA), then the package dimensions include a Complying Development Certificate, building inspections up to the maximum number for the structure under assessment and a single Occupation Certificate. Complying development certificates submitted under affordable SEPP

RefNo	Name	Pricing Policy Category	GST	Year 22/23	Year 23/24			Increase %
				Fee (incl. GST)	Fee (excl. GST)	GST	Fee (incl. GST)	

## 2.6.1.1.1 GRANNY FLATS

0107	Package (includes mandatory building inspections)	N/A	Y	\$2,144.99	\$2,050.00	\$205.00	\$2,255.00	5.13%
0108	Complying Development Certificate only	N/A	Y	\$975.00	\$931.82	\$93.18	\$1,025.00	5.13%
0109	Principal Certifying Authority only (when CoP has been elected as PCA and the Complying Development Certificate has been issued by another authority)	N/A	Y	\$1,930.00	\$1,845.45	\$184.55	\$2,030.00	5.18%

## 2.6.2 COMPLYING DEVELOPMENT CERTIFICATES SUBMITTED UNDER STATE ENVIRONMENTAL PLANNING POLICY (EXEMPT AND COMPLYING CODES) 2008

## 2.6.2.1 1. GENERAL HOUSING CODE

## 2.6.2.1.1 NEW SINGLE DWELLING HOUSES

0110	Package (includes mandatory building inspections)	N/A	Y	\$2,710.00	\$2,590.91	\$259.09	\$2,850.00	5.17%
0111	Complying Development Certificate only	N/A	Y	\$990.00	\$945.45	\$94.55	\$1,040.00	5.05%
0112	Principal Certifying Authority only (when CoP has been elected as PCA and the Complying Development Certificate has been issued by another authority)	N/A	Y	\$1,670.00	\$1,595.45	\$159.55	\$1,755.00	5.09%

## 2.6.2.1.2 NEW TWO STOREY DWELLING HOUSES

0113	Package (includes mandatory building inspections)	N/A	Y	\$3,610.00	\$3,450.00	\$345.00	\$3,795.00	5.12%
0114	Complying Development Certificate only	N/A	Y	\$1,885.00	\$1,800.00	\$180.00	\$1,980.00	5.04%
0115	Principal Certifying Authority only (when CoP has been elected as PCA and the Complying Development Certificate has been issued by another authority)	N/A	Y	\$2,570.00	\$2,454.55	\$245.45	\$2,700.00	5.06%

RefNo	Name	Pricing Policy Category	GST	Year 22/23	Year 23/24			Increase %
				Fee (incl. GST)	Fee (excl. GST)	GST	Fee (incl. GST)	

#### 2.6.2.1.3 ALTERATIONS AND ADDITIONS TO EXISTING SINGLE STOREY AND TWO STOREY DWELLING HOUSES (INCLUDES INTERNAL ALTERATIONS)

0116	Package (includes mandatory building inspections)	N/A	Y	\$2,142.00	\$2,045.45	\$204.55	\$2,250.00	5.04%
0117	Complying Development Certificate only	N/A	Y	\$975.00	\$931.82	\$93.18	\$1,025.00	5.13%
0118	Principal Certifying Authority only (when CoP has been elected as PCA and the Complying Development Certificate has been issued by another authority)	N/A	Y	\$1,930.00	\$1,845.45	\$184.55	\$2,030.00	5.18%

#### 2.6.2.1.4 ANCILLARY DEVELOPMENT

##### 2.6.2.1.4.1 1. DEMOLITION OR REMOVAL OF DWELLING HOUSES OR ANCILLARY DEVELOPMENT (CLASS 10 STRUCTURES EXCLUDING SWIMMING POOLS)

0119	Package (includes mandatory building inspections)	N/A	Y	\$900.00	\$859.09	\$85.91	\$945.00	5.00%
0120	Complying Development Certificate only	N/A	Y	\$635.00	\$606.36	\$60.64	\$667.00	5.04%
0121	Principal Certifying Authority only (when CoP has been elected as PCA and the Complying Development Certificate has been issued by another authority)	N/A	Y	\$545.00	\$520.91	\$52.09	\$573.00	5.14%

##### 2.6.2.1.4.2 2. SWIMMING POOLS

0122	Package (includes mandatory building inspections)	N/A	Y	\$1,795.00	\$1,713.64	\$171.36	\$1,885.00	5.01%
0123	Complying Development Certificate only	N/A	Y	\$800.00	\$763.64	\$76.36	\$840.00	5.00%
0124	Principal Certifying Authority only (when CoP has been elected as PCA and the Complying Development Certificate has been issued by another authority)	N/A	Y	\$1,700.00	\$1,622.73	\$162.27	\$1,785.00	5.00%

continued on next page ...

Page 27 of 217

RefNo	Name	Pricing Policy Category	GST	Year 22/23	Year 23/24			Increase %
				Fee (incl. GST)	Fee (excl. GST)	GST	Fee (incl. GST)	

## 2. SWIMMING POOLS *[continued]*

0125	Swimming Pool Inspection Fee (including Compliance Certificate and re-inspection fee of \$100 which will be refunded if re-inspection does not occur)	N/A	Y					No fee
------	---	-----	---	--	--	--	--	--------

### 2.6.2.1.4.3 3. SHEDS & GARAGES

0126	Package (includes mandatory building inspections)	N/A	Y					No fee
0127	Complying Development Certificate only	N/A	Y					No fee
0128	Principal Certifying Authority only (when CoP has been elected as PCA and the Complying Development Certificate has been issued by another authority)	N/A	Y					No fee

### 2.6.2.1.4.4 4. MINOR STRUCTURES (DECKS, CARPORTS, RETAINING WALLS)

0129	Package (includes mandatory building inspections)	N/A	Y					No fee
0130	Complying Development Certificate only	N/A	Y					No fee
0131	Principal Certifying Authority only (when CoP has been elected as PCA and the Complying	N/A	Y					No fee
0132	Development Certificate has been issued by another authority)	N/A	Y					No fee

## 2.6.2.2 2. GENERAL COMMERCIAL & INDUSTRIAL CODE

### 2.6.2.2.1 1. BUILDING ALTERATIONS (INTERNAL, PER FLOOR OF WORKS)

0133	(a) Package (includes mandatory building inspections)	N/A	Y	\$1,860.00	\$1,777.27	\$177.73	\$1,955.00	5.11%
0134	(b) Complying Development Certificate only	N/A	Y	\$930.00	\$888.18	\$88.82	\$977.00	5.05%

continued on next page ...

Page 28 of 217

RefNo	Name	Pricing Policy Category	GST	Year 22/23	Year 23/24			Increase %
				Fee (incl. GST)	Fee (excl. GST)	GST	Fee (incl. GST)	

## 1. BUILDING ALTERATIONS (INTERNAL, PER FLOOR OF WORKS) [continued]

0135	(c) Principal Certifying Authority only (when Council has been elected as PCA and the Complying Development Certificate has been issued by another authority)	N/A	Y	\$1,240.00	\$1,186.36	\$118.64	\$1,305.00	5.24%
------	---	-----	---	------------	------------	----------	------------	-------

## 2.6.2.2.2 2. CHANGE OF USE OF PREMISES

0136	(a) Package (includes mandatory building inspections)	N/A	Y	\$1,555.00	\$1,486.36	\$148.64	\$1,635.00	5.14%
0137	(b) Complying Development Certificate only	N/A	Y	\$930.00	\$888.18	\$88.82	\$977.00	5.05%
0138	(c) Principal Certifying Authority only (when Council has been elected as PCA and the Complying Development Certificate has been issued by another authority)	N/A	Y	\$1,240.00	\$1,186.36	\$118.64	\$1,305.00	5.24%

## 2.6.2.2.3 3. MECHANICAL VENTILATION SYSTEMS

0139	(a) Package (includes mandatory building inspections)	N/A	Y	\$1,555.00	\$1,486.36	\$148.64	\$1,635.00	5.14%
0140	(b) Complying Development Certificate only	N/A	Y	\$930.00	\$888.18	\$88.82	\$977.00	5.05%
0141	(c) Principal Certifying Authority only (when Council has been elected as PCA and the Complying Development Certificate has been issued by another authority)	N/A	Y	\$1,240.00	\$1,186.36	\$118.64	\$1,305.00	5.24%

## 2.6.2.2.4 4. SHOP FRONT AND AWNING ALTERATIONS

0142	(a) Package (includes mandatory building inspections)	N/A	Y	\$1,555.00	\$1,486.36	\$148.64	\$1,635.00	5.14%
0143	(b) Complying Development Certificate only	N/A	Y	\$930.00	\$888.18	\$88.82	\$977.00	5.05%

continued on next page ...

Page 29 of 217

RefNo	Name	Pricing Policy Category	GST	Year 22/23	Year 23/24			Increase %
				Fee (incl. GST)	Fee (excl. GST)	GST	Fee (incl. GST)	

#### 4. SHOP FRONT AND AWNING ALTERATIONS [continued]

0144	(c) Principal Certifying Authority only (when Council has been appointed as PCA and the Complying Development Certificate has been issued by another authority)	N/A	Y	\$1,190.00	\$1,136.36	\$113.64	\$1,250.00	5.04%
------	---	-----	---	------------	------------	----------	------------	-------

#### 2.6.2.2.5 5. SKYLIGHTS AND ROOF WINDOWS

0145	(a) Package (includes mandatory building inspections)	N/A	Y	\$1,555.00	\$1,486.36	\$148.64	\$1,635.00	5.14%
0146	(b) Complying Development Certificate only	N/A	Y	\$930.00	\$888.18	\$88.82	\$977.00	5.05%
0147	(c) Principal Certifying Authority only (when Council has been elected as PCA and the Complying Development Certificate has been issued by another authority)	N/A	Y	\$1,240.00	\$1,186.36	\$118.64	\$1,305.00	5.24%
0148	Commercial & Industrial Code	N/A	Y					No fee

#### 2.6.2.3 3. MODIFICATION OF COMPLYING DEVELOPMENT APPLICATION

0149	For the purpose of Section 87 of EP&A Act: Application Fee	N/A	Y	50% of the original fee for Comp Dev Cert				
------	--	-----	---	---	--	--	--	--

#### 2.6.3 COMPLIANCE CERTIFICATE

##### 2.6.3.1 FOR THE PURPOSES OF SECTION 109C (1) (A) OF EP&A ACT THE FOLLOWING FEES APPLY

##### 2.6.3.1.1 BUILDING WORK CERTIFICATE

0150	(i) Specified building work or subdivision work completed as specified in the certificate and complies with specified plans and specifications	N	Y	\$890.00	\$850.00	\$85.00	\$935.00	5.06%
------	--	---	---	----------	----------	---------	----------	-------

continued on next page ...

Page 30 of 217



RefNo	Name	Pricing Policy Category	GST	Year 22/23	Year 23/24			Increase %
				Fee (incl. GST)	Fee (excl. GST)	GST	Fee (incl. GST)	

**BUILDING WORK CERTIFICATE** [continued]

0151	(ii) A condition with respect to specified building work or subdivision work, being a condition attached to a development consent or complying development certificate, has been duly complied with	N	Y	\$890.00	\$850.00	\$85.00	\$935.00	5.06%
0152	(iii) A specified building or proposed building has a specified classification identified in accordance with the Building Code of Australia	N	Y	\$890.00	\$850.00	\$85.00	\$935.00	5.06%
0153	(iv) Any specified aspect of development complies with the requirements of any other provisions prescribed by the regulations	N	Y	\$890.00	\$850.00	\$85.00	\$935.00	5.06%
0154	(v) Any specified aspect of development, including design of development, complies with standards or requirements specified in the certificate with respect to the development	N	Y	\$890.00	\$850.00	\$85.00	\$935.00	5.06%

**2.6.3.1.2 SUBDIVISION CERTIFICATE**

0155	(i) Specified building work or subdivision work completed as specified in the certificate and complies with specified plans and specifications	N	N	\$805.00	\$846.00	\$0.00	\$846.00	5.09%
------	--	---	---	----------	----------	--------	----------	-------

continued on next page ...

Page 31 of 217

RefNo	Name	Pricing Policy Category	GST	Year 22/23	Year 23/24			Increase %
				Fee (incl. GST)	Fee (excl. GST)	GST	Fee (incl. GST)	

## SUBDIVISION CERTIFICATE [continued]

0156	(ii) A condition with respect to specified building work or subdivision work, being a condition attached to a development consent or complying development certificate, has been duly complied with	N	N	\$805.00	\$846.00	\$0.00	\$846.00	5.09%
0157	(iii) A specified building or proposed building has a specified classification identified in accordance with the Building Code of Australia	N	N	\$805.00	\$846.00	\$0.00	\$846.00	5.09%
0158	(iv) Any specified aspect of development complies with the requirements of any other provisions prescribed by the regulations	N	N	\$805.00	\$846.00	\$0.00	\$846.00	5.09%
0159	(v) Any specified aspect of development, including design of development, complies with standards or requirements specified in the certificate with respect to the development	N	N	\$805.00	\$846.00	\$0.00	\$846.00	5.09%

## 2.6.4 CONSTRUCTION CERTIFICATE

## 2.6.4.1 BUILDING CLASS 1 &amp; 10 STRUCTURES – BUILDING CODE OF AUSTRALIA

Packages: When Council has been elected to both issue the Construction Certificate and act as the Principal Certifying Authority (PCA), then the package dimensions include a Construction Certificate, building inspections up to the maximum for the structure under assessment and a single Occupation Certificate.

Awnings, Pergolas, Open Structures and other class 10 structures including retaining and civil works

A Construction Certificate requires payment of the construction certificate fee and inspection fee. Other charges as levied by the State Government and/or Development Consent are required to be paid prior to determination

The Construction Certificate application shall be accompanied by working drawings, building specifications and engineering plans (where relevant)

A discount of 10% will be given on the Construction Certificate fee but only if lodged at the same time as the development application and Council is elected the PCA. (Discount does not include inspection fees)

continued on next page ...

Page 32 of 217

RefNo	Name	Pricing Policy Category	GST	Year 22/23	Year 23/24			Increase %
				Fee (incl. GST)	Fee (excl. GST)	GST	Fee (incl. GST)	

### BUILDING CLASS 1 & 10 STRUCTURES – BUILDING CODE OF AUSTRALIA [continued]

0160	(a) Package (includes mandatory building inspections) – minimum ONE inspection	N	Y	\$1,035.00	\$990.91	\$99.09	\$1,090.00	5.31%
0161	(b) Construction Certificate only	N	Y	\$425.00	\$406.36	\$40.64	\$447.00	5.18%
0162	(c) Principal Certifying Authority only	N	Y	\$855.00	\$816.36	\$81.64	\$898.00	5.03%
When Council has been elected as PCA and the Construction Certificate has been issued by another authority								
0163	PLUS Charges for external BCA consultant	N	Y					
				Full Cost Recovery				

### 2.6.4.2 SWIMMING POOLS AND GARAGES

0164	(a) Package (includes mandatory building inspections)	N	Y	\$1,440.00	\$1,377.27	\$137.73	\$1,515.00	5.21%
0165	(b) Construction Certificate only	N	Y	\$445.00	\$425.45	\$42.55	\$468.00	5.17%
0166	(c) Principal Certifying Authority only (when Council has been elected as PCA and the Construction Certificate has been issued by another authority)	N	Y	\$1,350.00	\$1,290.91	\$129.09	\$1,420.00	5.19%

### 2.6.4.3 ADDITIONS AND ALTERATIONS

#### 2.6.4.3.1 CONSTRUCTION CERTIFICATE WHERE COMBINED WITH A DEVELOPMENT APPLICATION – CANCELLATION/WITHDRAWAL OF CONSTRUCTION CERTIFICATE DURING ASSESSMENT – AFTER COMPLETION OF ASSESSMENT

0167	(a) Package (includes mandatory building inspections) – Minimum 4 Inspections	N	Y	\$2,205.00	\$2,109.09	\$210.91	\$2,320.00	5.22%
0168	(b) Construction Certificate only	N	Y	\$890.00	\$850.00	\$85.00	\$935.00	5.06%
0169	(c) Principal Certifying Authority only (when Council has been elected as PCA and the Construction Certificate has been issued by another authority)	N	Y	\$1,790.00	\$1,709.09	\$170.91	\$1,880.00	5.03%

RefNo	Name	Pricing Policy Category	GST	Year 22/23	Year 23/24			Increase %
				Fee (incl. GST)	Fee (excl. GST)	GST	Fee (incl. GST)	

#### 2.6.4.4 SINGLE STOREY NEW DWELLINGS

0170	(a) Package (includes mandatory building inspections)	N	Y	\$2,735.00	\$2,613.64	\$261.36	\$2,875.00	5.12%
0171	(b) Construction Certificate only	N	Y	\$950.00	\$907.27	\$90.73	\$998.00	5.05%
0172	(c) Principal Certifying Authority only (when Council has been elected as PCA and the Construction Certificate has been issued by another authority)	N	Y	\$1,840.00	\$1,759.09	\$175.91	\$1,935.00	5.16%
0173	(d) Mandatory Building Inspection only	N	Y					No fee

#### 2.6.4.5 TWO STOREY NEW DWELLINGS

0174	(a) Package (includes mandatory building inspections)	N	Y	\$3,375.00	\$3,222.73	\$322.27	\$3,545.00	5.04%
0175	(b) Construction Certificate only	N	Y	\$1,595.00	\$1,522.73	\$152.27	\$1,675.00	5.02%
0176	(c) Principal Certifying Authority only (when Council has been elected as PCA and the Construction Certificate has been issued by another authority)	N	Y	\$2,480.00	\$2,368.18	\$236.82	\$2,605.00	5.04%

#### 2.6.4.6 NEW DWELLINGS – MUTI DWELLING DEVELOPMENT

0177	Town houses / Villas	N	Y	\$4,110.00	\$3,927.27	\$392.73	\$4,320.00	5.11%
0178	More than two units – cost per unit	N	Y	\$660.00	\$630.00	\$63.00	\$693.00	5.00%

#### 2.6.4.7 DUAL OCCUPATION

NOTE: If an inspection is deemed unsatisfactory then a re-inspection is required. Re-inspections of unsatisfactory work will be subject to an additional inspection fee and charged as follows:

0179	(a) Package (includes mandatory building inspections)	N	Y	\$4,365.00	\$4,168.18	\$416.82	\$4,585.00	5.04%
0180	(b) Construction Certificate only	N	Y	\$2,310.00	\$2,209.09	\$220.91	\$2,430.00	5.19%

RefNo	Name	Pricing Policy Category	GST	Year 22/23	Year 23/24			Increase %
				Fee (incl. GST)	Fee (excl. GST)	GST	Fee (incl. GST)	

**DUAL OCCUPATION** [continued]

0181	(c) Principal Certifying Authority only (when Council has been elected as PCA and the Construction Certificate has been issued by another authority)	N	Y	\$2,855.00	\$2,727.27	\$272.73	\$3,000.00	5.08%
------	--	---	---	------------	------------	----------	------------	-------

**2.6.4.8 ADDITIONAL INSPECTION FEE AS FOLLOWS**

0182	Major Re-Inspections	N	Y	\$385.00	\$368.18	\$36.82	\$405.00	5.19%
0183	Minor Re-Inspections	N	Y	\$275.00	\$262.73	\$26.27	\$289.00	5.09%
0184	Demolition Inspections	N	Y	\$385.00	\$368.18	\$36.82	\$405.00	5.19%
0185	Additional Final Occupation Certificate	N	Y	\$355.00	\$339.09	\$33.91	\$373.00	5.07%

NOTE: If the applicant requests an Interim Occupation Certificate as part of the package then an additional Final Occupation Certificate is required at an additional charge

**2.6.4.9 BUILDING CLASS 2 TO 9 STRUCTURES – BUILDING CODE OF AUSTRALIA**

NOTE: The following Package fees (include all mandatory Building Inspections) for structures under building classes under building classes ranging from 2 to 9 are based on the estimated cost of construction

**2.6.4.9.1 WHERE ESTIMATED COST OF CONSTRUCTION IS**

0186	\$1 to \$50,000	N	Y	\$1,355.00	\$1,418.18	\$141.82	\$1,560.00	15.13%
0187	\$50,000 to 100,000	N	Y	\$2,120.00	\$2,218.18	\$221.82	\$2,440.00	15.09%
0188	Greater than \$100,000 and less than or equal to \$500,000	N	Y	\$5,215.00	\$5,454.55	\$545.45	\$6,000.00	15.05%
0189	Greater than \$500,000 and less than or equal to \$1,000,000	N	Y	\$9,605.00	\$10,045.45	\$1,004.55	\$11,050.00	15.04%
0190	Greater than \$1,000,000 and less than or equal to \$2,500,000	N	Y	\$9,985.00	\$10,440.91	\$1,044.09	\$11,485.00	15.02%
0191	Greater than \$2,500,000 and less than or equal to \$5,000,000	N	Y	\$10,975.00	\$11,477.27	\$1,147.73	\$12,625.00	15.03%
0192	Construction Certificate Only	N	Y	50% of the package fee				

RefNo	Name	Pricing Policy Category	GST	Year 22/23	Year 23/24			Increase %
				Fee (incl. GST)	Fee (excl. GST)	GST	Fee (incl. GST)	

## WHERE ESTIMATED COST OF CONSTRUCTION IS [continued]

0193	Where Council has been elected as Principal Certifying Authority and the Construction Certificate has been issued by another authority	N	Y	75% of the package fee				
------	--	---	---	------------------------	--	--	--	--

## 2.6.4.10 MODIFICATION OF CONSTRUCTION CERTIFICATE

0194	For the purposes of Section 96 of EP&A Act	N	Y	50% of the original fee for Const. Cert.				
0195	Class 1 or 10 buildings	N	Y	50% of the package fee				
0196	Class 2 to 9 buildings greater than 25% change to development	N	Y	25% of the package fee				
0197	Class 2 to 9 buildings less than 25% change to development	N	Y	\$215.00	\$205.45	\$20.55	\$226.00	5.12%
0198	Minimum Fee – applicable to all building classes	N	Y	\$300.00	\$286.36	\$28.64	\$315.00	5.00%
0199	Application fee to provide Developer Contributions Quotes from Developers / Private Certifiers	N	Y	\$355.00	\$339.09	\$33.91	\$373.00	5.07%

## 2.6.5 OCCUPATION CERTIFICATE – INTERIM OR FINAL

0200	For the purposes of Section 109C (1) (c) of EP&A Act being a certificate that authorises; (i) The occupation and use of a new building, (ii) A change of building use for an existing building	N	Y	\$355.00	\$339.09	\$33.91	\$373.00	5.07%
------	--	---	---	----------	----------	---------	----------	-------

## 2.6.6 FOOTPATH HOARDINGS – ROADS ACT SECTION 138 AND EP&amp;A ACT SECTION 91

0201	Tower Crane Application fee	N/A	N	\$345.00	\$363.00	\$0.00	\$363.00	5.22%
0202	Tower Crane Monthly Fee – Slewing over Council property WITH Work Zone	N/A	N	\$925.00	\$972.00	\$0.00	\$972.00	5.08%

continued on next page ...

Page 36 of 217



RefNo	Name	Pricing Policy Category	GST	Year 22/23	Year 23/24			Increase %
				Fee (incl. GST)	Fee (excl. GST)	GST	Fee (incl. GST)	

## FOOTPATH HOARDINGS – ROADS ACT SECTION 138 AND EP&A ACT SECTION 91 [continued]

0203	Tower Crane Monthly Fee – Slewing over Council property WITHOUT Work Zone	N/A	N	\$4,555.00	\$4,785.00	\$0.00	\$4,785.00	5.05%
------	---	-----	---	------------	------------	--------	------------	-------

### 2.6.6.1 APPLICATION FEE – LG ACT SECTION 608 (2)

0204	Type A – Fence type	L	N	\$340.00	\$357.00	\$0.00	\$357.00	5.00%
0205	Type B and Overhead type	L	N	\$690.00	\$725.00	\$0.00	\$725.00	5.07%

### 2.6.6.2 OCCUPANCY FEE – LG ACT SECTION 608 (2)

#### 2.6.6.2.1 TYPE A WITHOUT TRAFFIC BARRIER

0206	High Risk – Linear metre / p.a (pro rata)	R	N	\$680.00	\$714.00	\$0.00	\$714.00	5.00%
0207	Low Risk – Linear metre / p.a (pro rata)	R	N	\$510.00	\$536.00	\$0.00	\$536.00	5.10%

#### 2.6.6.2.2 TYPE B WITHOUT SITE SHEDS

0208	High Risk – Linear metre / p.a (pro rata)	R	N	\$935.00	\$982.00	\$0.00	\$982.00	5.03%
0209	Low Risk – Linear metre / p.a (pro rata)	R	N	\$675.00	\$709.00	\$0.00	\$709.00	5.04%

#### 2.6.6.2.3 TYPE B WITH SINGLE STOREY SITE SHEDS

0210	High Risk – Linear metre / p.a (pro rata)	R	N	\$1,691.00	\$1,780.00	\$0.00	\$1,780.00	5.26%
0211	Low Risk – Linear metre / p.a (pro rata)	R	N	\$905.00	\$951.00	\$0.00	\$951.00	5.08%

#### 2.6.6.2.4 TYPE B WITH DOUBLE STOREY SITE SHEDS

0212	High Risk – Linear metre / p.a (pro rata)	R	N	\$2,320.00	\$2,440.00	\$0.00	\$2,440.00	5.17%
0213	Low Risk – Linear metre / p.a (pro rata)	R	N	\$1,790.00	\$1,880.00	\$0.00	\$1,880.00	5.03%

RefNo	Name	Pricing Policy Category	GST	Year 22/23	Year 23/24			Increase %
				Fee (incl. GST)	Fee (excl. GST)	GST	Fee (incl. GST)	

## 2.6.7 DIRECTIONAL/COMMUNITY SIGNS

0214	Purchase of Signage – Confined space	I	Y	\$40.00	\$38.18	\$3.82	\$42.00	5.00%
0215	Purchase of Signage – OSD identification	I	Y	\$20.00	\$19.09	\$1.91	\$21.00	5.00%
0216	Purchase of Signage – Flood Warning Sign	I	Y	\$75.00	\$71.82	\$7.18	\$79.00	5.33%
0217	Banner Poles – Hire – Per Week/ Per Pair	N/A	N	\$135.00	\$142.00	\$0.00	\$142.00	5.19%
0218	Banner Poles – Install & Remove Banner – Per banner	N/A	N	\$268.00	\$281.50	\$0.00	\$281.50	5.04%

## 2.6.8 HOARDINGS, BONDS AND BANK GUARANTEES

### 2.6.8.1 FOOTPATH DAMAGE DEPOSIT PER STREET FRONTAGE

#### 2.6.8.1.1 CLASS "A " HOARDINGS BONDS

0219	Non CBD Area per street frontage	N/A	N	\$3,015.00	\$3,170.00	\$0.00	\$3,170.00	5.14%
0220	Parramatta CBD area per street frontage	N/A	N	\$6,025.00	\$6,330.00	\$0.00	\$6,330.00	5.06%

#### 2.6.8.1.2 CLASS "B " HOARDINGS BONDS

0221	Non CBD Area per street frontage	N/A	N	\$6,025.00	\$6,330.00	\$0.00	\$6,330.00	5.06%
0222	Parramatta CBD area per street frontage	N/A	N	\$12,050.00	\$12,655.00	\$0.00	\$12,655.00	5.02%

## 2.6.9 STREET TREE AND FURNITURE BONDS

0223	Street tree bond (per street tree) – For all works valued over \$250,000	N/A	N	\$2,294.72	\$2,410.00	\$0.00	\$2,410.00	5.02%
This bond is not applicable to fit-outs								
0224	Street furniture per item – For all works valued over \$250,000	N/A	N	\$2,294.72	\$2,410.00	\$0.00	\$2,410.00	5.02%
This bond is not applicable to fit-outs								

RefNo	Name	Pricing Policy Category	GST	Year 22/23	Year 23/24			Increase %
				Fee (incl. GST)	Fee (excl. GST)	GST	Fee (incl. GST)	

## 2.6.10 DEVELOPMENT SITES BONDS AND BANK GUARANTEES

0225	Class 1 and Class 10 structures for works valued \$25,000 to \$1,000,000	N/A	N	\$2,575.00	\$2,575.00	\$0.00	\$2,575.00	0.00%
0226	Works valued over \$1,000,000	N/A	N	\$5,150.00	\$5,150.00	\$0.00	\$5,150.00	0.00%
0227	Residential Commercial Class 2 to 9 for works valued \$25,000 to \$250,000	N/A	N	\$5,150.00	\$5,150.00	\$0.00	\$5,150.00	0.00%
0228	Works valued over \$250,000 to \$1,000,000	N/A	N	\$10,300.00	\$10,300.00	\$0.00	\$10,300.00	0.00%
0229	Works valued over \$1,000,000	N/A	N	\$25,750.00	\$25,750.00	\$0.00	\$25,750.00	0.00%
0230	A fee under clause 136M of the regulation to inspect the site for any damage will be deducted from the bond	N/A	N	\$232.05	\$232.05	\$0.00	\$232.05	0.00%

## 2.7 REGISTRATION OF PRIVATELY ISSUED CERTIFICATES – EP&A REG CL. 263 (2)

0231	Fee per certificate for the lodgement of a Complying Development Certificate, Construction Certificate, Occupation Certificate or Subdivision Certificates	N/A	N	\$40.00	\$42.00	\$0.00	\$42.00	5.00%
------	--	-----	---	---------	---------	--------	---------	-------

## 3 CITY DESIGN

0232	Additional fee for development application that is referred to design review panel for advice	M	N	35.08 Fee Units				
0233	Additional fee for modification application that is accompanied by statement of qualified designer	M	N	8.89 Fee Units				

RefNo	Name	Pricing Policy Category	GST	Year 22/23	Year 23/24			Increase %
				Fee (incl. GST)	Fee (excl. GST)	GST	Fee (incl. GST)	

### 3.1 DESIGN COMPETITIONS

0234	Design Competitions Fee	L	N	\$15,000 (ex GST) per submission (minimum of 3 submissions)				
------	-------------------------	---	---	---	--	--	--	--

### 3.2 DEVELOPMENT APPLICATIONS & PLANNING PROPOSALS 3D CAD MODELLING FEES

1. 3D data extraction fee is paid once only. This is to cover data extraction time and supply of a specified section of the model and any file translation necessary.
2. Lodgement fee is paid once only. This is to cover manipulation of the proposed file within the model and presentation of the contextual model, overlaying of DCP requirements etc.
3. The amendment fee is paid every time significant changes are made to the building envelope, which require resubmission of a 3D file.

0235	Initial data extraction	N/A	N	\$709.00	\$744.45	\$0.00	\$744.45	5.00%
0236	Lodgement Fee	N/A	N	\$470.00	\$493.50	\$0.00	\$493.50	5.00%
0237	Resubmission of a 3D file – Amendment Fee	N/A	N	\$470.00	\$493.50	\$0.00	\$493.50	5.00%
0238	Access to City Model for Commercial Photography – Fee Per Hour	N/A	N	\$119.00	\$124.95	\$0.00	\$124.95	5.00%

### 3.3 DEVELOPMENT TO BE REFERRED TO A DESIGN EXCELLENCE ADVISORY PANEL (INITIAL DEVELOPMENT APPLICATIONS)

0239	Initial consideration for developments – 3 storeys or less	L	N	\$1,897.00	\$1,991.85	\$0.00	\$1,991.85	5.00%
0240	More than 3 storey	L	N	\$3,801.00	\$3,991.05	\$0.00	\$3,991.05	5.00%
0241	Subsequent referral for developments – 3 storeys or less	L	N	\$637.00	\$668.85	\$0.00	\$668.85	5.00%
0242	More than 3 storey	L	N	\$1,270.00	\$1,333.50	\$0.00	\$1,333.50	5.00%

### 3.4 DEVELOPMENT TO BE REFERRED TO A DESIGN EXCELLENCE ADVISORY PANEL (\$4.55 MODIFICATION APPLICATIONS)

Fee quoted below PLUS further additional fee for application that EP&A Reg 115 (1A) applies relating to a residential flat development required to be accompanied by a design verification from a qualified designer that the development achieves the principals under State Environmental Planning Policy No. 65 – Design Quality of Residential Flat Development

Additional to any other fees payable:

0243	Initial consideration for developments – 3 storeys or less	L	N	\$1,825.00	\$1,916.25	\$0.00	\$1,916.25	5.00%
0244	More than 3 storey	L	N	\$3,652.00	\$3,834.60	\$0.00	\$3,834.60	5.00%

RefNo	Name	Pricing Policy Category	GST	Year 22/23	Year 23/24			Increase %
				Fee (incl. GST)	Fee (excl. GST)	GST	Fee (incl. GST)	

## DEVELOPMENT TO BE REFERRED TO A DESIGN EXCELLENCE ADVISORY PANEL (\$4.55 MODIFICATION APPLICATIONS) [continued]

0245	Subsequent referral for developments – 3 storeys or less	L	N	\$605.00	\$635.25	\$0.00	\$635.25	5.00%
0246	More than 3 storey	L	N	\$1,212.00	\$1,272.60	\$0.00	\$1,272.60	5.00%

## 4 CITY EVENTS & CULTURAL HERITAGE PROGRAMS

0247	Application fee for Parramatta Square		N	\$0.00	\$16.38	\$0.00	\$16.38	∞
------	---------------------------------------	--	---	--------	---------	--------	---------	---

### 4.1 ECONOMIC DEVELOPMENT FEES

0248	Economic Development Program (High Cost)	G	Y	\$120.75	\$109.77	\$10.98	\$120.75	0.00%
e.g. Small business course (specialist program); Premium business event; Investment attraction event; Specialist program								
0249	Economic Development Program (Medium Cost)	G	Y	\$24.15	\$21.95	\$2.20	\$24.15	0.00%
e.g. Small business course; Printed publication; Information workshop; Visitor and cultural economy program								
0250	Economic Development Program (Low Cost)	G	Y	\$6.30	\$5.73	\$0.57	\$6.30	0.00%
e.g. Small business course; Employment and skills program; Printed publication; Information workshop								

### 4.2 EVENT STALL CHARGES

#### 4.2.1 FOOD STALLHOLDER FEE

##### 4.2.1.1 FEES FOR HIRE OR USE OF FACILITIES

0251	One 3m x 3m Marquee, flooring, 1.8m trestle table, Lighting, 2 x plastic chair, dry waste, shared hand wash, 2 x 15 amp or 2 x 10 amp (food vendor)	G	Y	\$502.57	\$450.00	\$45.00	\$495.00	-1.51%
0252	One 6m x 3m Marquee, flooring, 1.8m trestle table, Lighting, 2 x plastic chair, dry waste, shared hand wash, 2 x 15 amp or 2 x 10 amp (food vendor)	N	Y	\$750.34	\$700.00	\$70.00	\$770.00	2.62%

continued on next page ...

Page 41 of 217

RefNo	Name	Pricing Policy Category	GST	Year 22/23	Year 23/24			Increase %
				Fee (incl. GST)	Fee (excl. GST)	GST	Fee (incl. GST)	

## FEES FOR HIRE OR USE OF FACILITIES [continued]

0253	One Van, truck or cart , dry waste, 2 x 15 amp or 2 x 10 amp ( food vendor)	N	Y	\$608.13	\$200.00	\$20.00	\$220.00	-63.82%
------	---	---	---	----------	----------	---------	----------	---------

### 4.2.2 MERCHANDISE STALLHOLDER FEE

#### 4.2.2.1 FEES FOR HIRE OR USE OF FACILITIES

0255	Cool Room - Maxi		Y	\$0.00	\$460.00	\$46.00	\$506.00	∞
0256	Cool Room - Mini		Y	\$0.00	\$400.00	\$40.00	\$440.00	∞
0254	Cool Room - Shared		Y	\$0.00	\$100.00	\$10.00	\$110.00	∞

### 4.2.3 INFORMATION STALLHOLDER FEE

0257	One 2.4 x 2.4m Fete stall for Commercial purpose	N	Y	\$185.86	\$150.00	\$15.00	\$165.00	-11.22%
0258	One 3 x 3 m Marquee for Community Purpose	G	Y	\$188.13	\$150.00	\$15.00	\$165.00	-12.29%
0259	One 3 x 3m Marquee for Commerical Purpose	N	Y	\$314.34	\$300.00	\$30.00	\$330.00	4.98%
0260	One 6 x 3m Marquee for Community Purpose	N/A	Y	\$613.86	\$300.00	\$30.00	\$330.00	-46.24%
0261	One 6 x 3m Marquee for Commerical Purpose	N/A	Y	\$1,019.96	\$600.00	\$60.00	\$660.00	-35.29%
0262	One 6 x 6 Marquee for Commercial Purpose	N/A	Y	\$1,228.86	\$600.00	\$60.00	\$660.00	-46.29%
0263	One 6 x 6 Marquee for Community Purpose	N/A	Y	\$2,040.03	\$400.00	\$40.00	\$440.00	-78.43%

### 4.2.4 ALL EVENTS EXTRAS FEES

#### 4.2.4.1 FEES FOR HIRE OR USE OF FACILITIES

Note: due to the diverse range of items available it is not appropriate to identify fees for individually requested items such as Marquees, Structures, Generators, Wet Waste Services, Barricades, Fencing, Lighting Towers etc. Fees determined on an individual basis by the Manager Events and Festival in consideration of cost recovery & profit potential.

Given the varied nature of events and stalls, Fees for Events' Stalls are listed as a maximum fee.

The Manager Events and Festivals will determine the fee based on the specific nature of the event and stall.



RefNo	Name	Pricing Policy Category	GST	Year 22/23	Year 23/24			Increase %
				Fee (incl. GST)	Fee (excl. GST)	GST	Fee (incl. GST)	

## FEES FOR HIRE OR USE OF FACILITIES [continued]

0264	Electric Power – Extra outlet (per 10 amp or 15 amp point)	J	Y	\$161.14	\$40.00	\$4.00	\$44.00	-72.69%
0265	Electric Power (3 phase)	J	Y	\$173.80	\$150.00	\$15.00	\$165.00	-5.06%
0266	Stall lighting (per stall)	J	Y	\$171.53	\$25.00	\$2.50	\$27.50	-83.97%
0267	Table: 1.8m	N/A	Y	\$24.50	\$20.00	\$2.00	\$22.00	-10.20%
0268	Table: Cafe 90cm round	N/A	Y	\$29.80	\$15.00	\$1.50	\$16.50	-44.63%
0269	Market Umbrella and Base (2.7m diameter)	N/A	Y	\$36.77	\$70.00	\$7.00	\$77.00	109.41%
0270	Chairs: plastic/unit	N/A	Y	\$4.48	\$2.50	\$0.25	\$2.75	-38.62%
0271	Pro Floor: per m sq (exclusive laying and removal)	N/A	Y	\$6.71	\$15.00	\$1.50	\$16.50	145.90%
0272	Cool Room: Medium	N/A	Y	\$506.85	\$430.00	\$43.00	\$473.00	-6.68%

## 4.3 FILMING IN AREAS UNDER COUNCIL'S CONTROL

0273	Use of Council Buildings	N/A	Y	Fee where applicable or to be determined by Council at time of application
Additional charge as per Council's Schedule of Fees and Charges where applicable or to be determined by Council Officers at the time of application				
0274	Use of Roads and Road Closures	N/A	Y	Fee where applicable or to be determined by Council at time of application
Additional charge as per Council's Schedule of Fees and Charges where applicable or to be determined by Council Officers at the time of application				

### 4.3.1 FILMING APPLICATIONS

Note: These fees are mandated by the NSW State Government as per the Local Government Filming Protocol. Given the varied nature of filming applications, fees are listed as a maximum fee. The Manager Events and Festivals will determine the fee based on the specific nature of the application.

## 4.4 PARRAMATTA ARTIST STUDIOS

### 4.4.1 STUDIO / ROOM RENTAL

Please note, casual daily rates are charged at the same as weekly rates. Further, given the varied nature of studio use, the Director Parramatta Artists' Studios and Cultural Services may determine the fee based on the specific nature and impact of the use proposed.

## 4.5 STREET ACTIVITY

### 4.5.1 STREET ENTERTAINMENT APPLICATION FEE

#### 4.5.1.1 PARRAMATTA SQUARE (PSQ)

0275	Parramatta Square (PSQ)		N	\$16.38	\$16.38	\$0.00	\$16.38	0.00%
------	-------------------------	--	---	---------	---------	--------	---------	-------

RefNo	Name	Pricing Policy Category	GST	Year 22/23	Year 23/24			Increase %
				Fee (incl. GST)	Fee (excl. GST)	GST	Fee (incl. GST)	

#### 4.5.1.2 CENTENARY SQUARE (CSQ)

0276	Centenary Square (CSQ)		N	\$12.60	\$12.60	\$0.00	\$12.60	0.00%
------	------------------------	--	---	---------	---------	--------	---------	-------

#### 4.5.1.3 LGA-WIDE (EXCLUDING CENTENARY SQUARE AND PARRAMATTA SQUARE)

0277	LGA Wide (Excluding Parramatt Square and Centenary Square)		N	\$12.60	\$12.60	\$0.00	\$12.60	0.00%
------	--	--	---	---------	---------	--------	---------	-------

#### 4.5.2 STAFF CHARGES APPLICABLE TO HIRERS OF THE PUBLIC DOMAIN

0280	Monday to Friday, cost per hour, per staff member - Minimum charge 3 hours, minimum 2 staff members required at the discretion of the Manager, City Activation		Y	\$0.00	\$40.00	\$4.00	\$44.00	∞
0278	Public holiday, cost per hour, per staff member - Minimum charge 3 hours, minimum 2 staff members required at the discretion of the Manager, City Activation		Y	\$0.00	\$75.00	\$7.50	\$82.50	∞
0279	Saturday to Sunday, cost per hour, per staff member - Minimum charge 3 hours, minimum 2 staff members required at the discretion of the Manager, City Activation		Y	\$0.00	\$50.00	\$5.00	\$55.00	∞

#### 4.5.3 TEMPORARY ART IN PUBLIC SPACES (3 MONTH PERMIT)

##### 4.5.3.1 PARRAMATTA SQUARE (PSQ)

0281	Parramatta Square (PSQ)		N	\$20.89	\$20.89	\$0.00	\$20.89	0.00%
------	-------------------------	--	---	---------	---------	--------	---------	-------

##### 4.5.3.2 CENTENARY SQUARE (CSQ)

0282	Centenary Square (CSQ)		N	\$16.07	\$16.07	\$0.00	\$16.07	0.00%
------	------------------------	--	---	---------	---------	--------	---------	-------

RefNo	Name	Pricing Policy Category	GST	Year 22/23	Year 23/24			Increase %
				Fee (incl. GST)	Fee (excl. GST)	GST	Fee (incl. GST)	

#### 4.5.3.3 LGA-WIDE (EXCLUDING CENTENARY SQUARE AND PARRAMATTA SQUARE)

0283	LGA Wide (Excluding Parramatta Square and Centenary Square)		N	\$16.07	\$16.07	\$0.00	\$16.07	0.00%
------	---	--	---	---------	---------	--------	---------	-------

#### 4.5.4 MOBILE FOOD VENDING

##### 4.5.4.1 PARRAMATTA SQUARE (PSQ)

0284	Parramatta Square (PSQ) - 3 Month Permit		N	\$2,028.49	\$2,028.49	\$0.00	\$2,028.49	0.00%
------	--	--	---	------------	------------	--------	------------	-------

##### 4.5.4.2 CENTENARY SQUARE (CSQ)

0285	Centenary Square (CSQ) - 3 Month Permit		N	\$1,560.38	\$1,560.38	\$0.00	\$1,560.38	0.00%
------	---	--	---	------------	------------	--------	------------	-------

##### 4.5.4.3 LGA-WIDE (EXCLUDING CENTENARY SQUARE AND PARRAMATTA SQUARE)

0286	LGA Wide (Excluding Parramatta Square and Centenary Square) - 3 month permit		N	\$1,560.38	\$1,560.38	\$0.00	\$1,560.38	0.00%
------	--	--	---	------------	------------	--------	------------	-------

#### 4.5.5 EVENTS AND FESTIVALS

##### 4.5.5.1 LGA-WIDE (EXCLUDING CENTENARY SQUARE AND PARRAMATTA SQUARE)

Given the varied nature of Street Activities, the Manager, City Activation may determine the fee based on the specific nature and impact of the activity proposed.

##### 4.5.5.2 CENTENARY SQUARE (CSQ)

###### 4.5.5.2.1 COMMERCIAL

0289	1/2 day or less		Y	\$0.00	\$441.68	\$44.17	\$485.85	∞
0287	Full day event (entire use of CSQ) - Price per day		Y	\$0.00	\$1,845.80	\$184.58	\$2,030.38	∞
0288	Full day event (partial use of CSQ) - Price per day		Y	\$0.00	\$922.36	\$92.24	\$1,014.60	∞

###### 4.5.5.2.2 NOT-FOR-PROFIT ORGANISATION, LOW LEVEL RESOURCED OR SELF FUNDED CHARITIES

0291	1/2 day or less		Y	\$0.00	\$110.26	\$11.03	\$121.29	∞
0292	Full day event (entire use of CSQ) - Price per day		Y	\$0.00	\$467.86	\$46.79	\$514.65	∞

continued on next page ...

Page 45 of 217

RefNo	Name	Pricing Policy Category	GST	Year 22/23	Year 23/24			Increase %
				Fee (incl. GST)	Fee (excl. GST)	GST	Fee (incl. GST)	

## NOT-FOR-PROFIT ORGANISATION, LOW LEVEL RESOURCED OR SELF FUNDED CHARITIES [continued]

0290	Full day event (partial use of CSQ) - Price per day		Y	\$0.00	\$233.93	\$23.39	\$257.32	∞
------	---	--	---	--------	----------	---------	----------	---

## 4.5.5.3 PARRAMATTA SQUARE (PSQ)

## 4.5.5.3.1 COMMERCIAL

0293	1/2 day or less		Y	\$662.52	\$662.52	\$66.25	\$728.77	10.00%
0294	Full day event (entire use of PSQ) - Price per day		Y	\$0.00	\$2,768.70	\$276.87	\$3,045.57	∞
0295	Full day event (partial use of PSQ) - Price per day		Y	\$1,383.54	\$1,383.54	\$138.35	\$1,521.89	10.00%

## 4.5.5.3.2 NOT FOR PROFIT, LOW LEVEL RESOURCED OR SELF FUNDED CHARITIES ORGANISATION

0298	1/2 day or less		Y	\$0.00	\$288.22	\$28.82	\$317.04	∞
0297	Full day event (entire use of PSQ) - price per day		Y	\$0.00	\$1,199.07	\$119.91	\$1,318.98	∞
0296	Full dy event (partial use of PSQ) - price per day		Y	\$0.00	\$599.50	\$59.95	\$659.45	∞

## 4.5.6 LEAFLET DISTRIBUTION, PROMOTIONS AND COMMUNITY OUTREACH

## 4.5.6.1 PARRAMATTA SQUARE (PSQ)

0300	Fee per hour, Commercial		Y	\$0.00	\$282.35	\$28.24	\$310.59	∞
0301	Fee per hour, not-for-profit, low level resourced or self-funded charities		Y	\$0.00	\$191.51	\$19.15	\$210.66	∞
0299	Refundable bond to ensure compliance with rules and guidelines		N	\$0.00	\$185.51	\$0.00	\$185.51	∞

## 4.5.6.2 CENTENARY SQUARE (CSQ)

0303	Fee per hour, Commercial		Y	\$0.00	\$188.23	\$18.82	\$207.05	∞
0302	Fee per hour, not-for-profit, low level resourced or self-funded charities		Y	\$0.00	\$127.67	\$12.77	\$140.44	∞

continued on next page ...

Page 46 of 217

RefNo	Name	Pricing Policy Category	GST	Year 22/23	Year 23/24			Increase %
				Fee (incl. GST)	Fee (excl. GST)	GST	Fee (incl. GST)	

#### CENTENARY SQUARE (CSQ) [continued]

0304	Refundable bond to ensure compliance with rules and guidelines		N	\$0.00	\$123.67	\$0.00	\$123.67	∞
------	--	--	---	--------	----------	--------	----------	---

#### 4.5.6.3 LGA-WIDE (EXCLUDING CENTENARY SQUARE AND PARRAMATTA SQUARE)

0306	Fee per hour, Commercial		Y	\$0.00	\$32.07	\$3.21	\$35.28	∞
0305	Fee per hour, not-for-profit, low level resourced or self-funded charities		Y	\$0.00	\$16.07	\$1.61	\$17.68	∞
0307	Refundable bond to ensure compliance with rules and guidelines		N	\$0.00	\$96.90	\$0.00	\$96.90	∞

#### 4.5.7 OCCASIONAL FOOTPATH TRADING

##### 4.5.7.1 PARRAMATTA SQUARE (PSQ)

0308	Commercial trading, per hire, per occasion		Y	\$0.00	\$486.27	\$48.63	\$534.90	∞
0309	Not-for-profit, low level resourced, or self-funded charity, per hire, per occasion		Y	\$0.00	\$24.11	\$2.41	\$26.52	∞

##### 4.5.7.2 CENTENARY SQUARE (CSQ)

0311	Commercial trading, per hire, per occasion		Y	\$0.00	\$324.18	\$32.42	\$356.60	∞
0310	Not-for-profit, low level resourced, or self-funded charity, per hire, per occasion		Y	\$0.00	\$16.07	\$1.61	\$17.68	∞

##### 4.5.7.3 LGA-WIDE (EXCLUDING CENTENARY SQUARE AND PARRAMATTA SQUARE)

0313	Commercial trading, per hire, per occasion		Y	\$0.00	\$129.24	\$12.92	\$142.16	∞
0312	Not-for-profit, low level resourced, or self-funded charity, per hire, per occasion		Y	\$0.00	\$16.07	\$1.61	\$17.68	∞

RefNo	Name	Pricing Policy Category	GST	Year 22/23	Year 23/24			Increase %
				Fee (incl. GST)	Fee (excl. GST)	GST	Fee (incl. GST)	

#### 4.5.8 OUTDOOR MARKETS (FEES FOR STALLHOLDERS PER DAY AT COUNCIL-ORGANISED MARKET)

##### 4.5.8.1 PARRAMATTA SQUARE (PSQ)

0314	Double Standard Site (6 metres x 6 metres)		Y	\$0.00	\$187.50	\$18.75	\$206.25	∞
0316	Hot food site (3 metres x 3 metres)		Y	\$0.00	\$178.50	\$17.85	\$196.35	∞
0315	Standard Site (3 metres x 3 metres)		Y	\$0.00	\$127.50	\$12.75	\$140.25	∞

##### 4.5.8.2 CENTENARY SQUARE (CSQ)

0318	Double Standard site (6 metres x 6 metres)		Y	\$0.00	\$125.00	\$12.50	\$137.50	∞
0317	Hot food site (3 metres x 3 metres)		Y	\$0.00	\$119.00	\$11.90	\$130.90	∞
0319	Standard site (3 metres x 3 metres)		Y	\$0.00	\$85.00	\$8.50	\$93.50	∞

##### 4.5.8.3 LGA-WIDE (EXCLUDING CENTENARY SQUARE AND PARRAMATTA SQUARE)

0321	Double Standard site (6 metres x 6 metres)		Y	\$0.00	\$62.00	\$6.20	\$68.20	∞
0322	Hot food site (3 metres x 3 metres)		Y	\$0.00	\$57.00	\$5.70	\$62.70	∞
0320	Standard site (3 metres x 3 metres)		Y	\$0.00	\$40.00	\$4.00	\$44.00	∞

#### 4.5.9 OUTDOOR MARKETS (FEES FOR MARKET ORGANISERS, PER TRADING DAY)

0323	1/2 day or less		Y	\$0.00	\$662.52	\$66.25	\$728.77	∞
------	-----------------	--	---	--------	----------	---------	----------	---

##### 4.5.9.1 PARRAMATTA SQUARE (PSQ)

0324	Full day event (partial use of PSQ) - Price per day		Y	\$0.00	\$1,383.54	\$138.35	\$1,521.89	∞
------	---	--	---	--------	------------	----------	------------	---

##### 4.5.9.1.1 COMMERCIAL

0325	Full day event (entire use of PSQ) - Price per day		Y	\$0.00	\$2,768.70	\$276.87	\$3,045.57	∞
------	--	--	---	--------	------------	----------	------------	---

##### 4.5.9.1.2 NOT-FOR-PROFIT, LOW LEVEL RESOURCED OR SELF-FUNDED CHARITIES

0328	1/2 day or less		Y	\$0.00	\$288.22	\$28.82	\$317.04	∞
------	-----------------	--	---	--------	----------	---------	----------	---

continued on next page ...

Page 48 of 217



RefNo	Name	Pricing Policy Category	GST	Year 22/23	Year 23/24			Increase %
				Fee (incl. GST)	Fee (excl. GST)	GST	Fee (incl. GST)	

## NOT-FOR-PROFIT, LOW LEVEL RESOURCED OR SELF-FUNDED CHARITIES [continued]

0327	Full day event (entire use of PSQ) - Price per day		Y	\$0.00	\$1,199.07	\$119.91	\$1,318.98	∞
0326	Full day event (partial use of PSQ) - Price per day		Y	\$0.00	\$599.50	\$59.95	\$659.45	∞

## 4.5.9.2 CENTENARY SQUARE (CSQ)

## 4.5.9.2.1 COMMERCIAL

0329	1/2 day or less		Y	\$0.00	\$441.68	\$44.17	\$485.85	∞
0331	Full day event (entire use of CSQ) - Price per day		Y	\$0.00	\$1,845.80	\$184.58	\$2,030.38	∞
0330	Full day event (partial use of CSQ) - Price per day		Y	\$0.00	\$922.36	\$92.24	\$1,014.60	∞

## 4.5.9.2.2 NOT-FOR-PROFIT, LOW LEVEL RESOURCED OR SELF-FUNDED CHARITIES

0333	1/2 day or less		Y	\$0.00	\$110.26	\$11.03	\$121.29	∞
0334	Full day event (entire use of CSQ) - Price per day		Y	\$0.00	\$467.86	\$46.79	\$514.65	∞
0332	Full day event (partial use of CSQ) - Price per day		Y	\$0.00	\$233.93	\$23.39	\$257.32	∞

## 4.5.9.3 LGA WIDE (EXCLUDING PARRAMATTA SQUARE AND CENTENARY SQUARE)

0336	High risk event		Y	\$0.00	\$688.43	\$68.84	\$757.27	∞
0337	Low risk event		Y	\$0.00	\$143.84	\$14.38	\$158.22	∞
0335	Medium risk event		Y	\$0.00	\$428.87	\$42.89	\$471.76	∞

## 4.5.10 PORTABLE ADVERTISING

0338	Application Fee		N	\$0.00	\$142.60	\$0.00	\$142.60	∞
0339	One year permit		N	\$0.00	\$539.13	\$0.00	\$539.13	∞

## 4.5.11 RETAIL TRADING IN PUBLIC FOOTPATHS AND SPACES

0341	Application Fee		N	\$0.00	\$142.60	\$0.00	\$142.60	∞
0342	CBD Permit, each m2, per annum		N	\$0.00	\$493.49	\$0.00	\$493.49	∞
0340	Non-CBD Permit, each m2, per annum		N	\$0.00	\$135.89	\$0.00	\$135.89	∞

RefNo	Name	Pricing Policy Category	GST	Year 22/23	Year 23/24			Increase %
				Fee (incl. GST)	Fee (excl. GST)	GST	Fee (incl. GST)	

## 4.6 VENUE HIRE

### 4.6.1 HERITAGE MEETING ROOM INCLUDING USE OF SMART SCREEN AND INTERNET

Available Mon to Friday between 9:00am and 5:00pm excluding public holidays – Not available for parties (18th, 21st, etc.)

#### 4.6.1.1 PRIVATE / COMMERCIAL RATE

100% of market rate

Social Functions

Self employed persons for the purpose of providing services to the public for a personal profit

Business

State and Federal Government

#### 4.6.1.2 NOT FOR PROFIT RATE

50% of market rate

Religious Programs/Church Groups

Funded Community Groups

Political Parties

Local Government

Clubs

Groups that charge a fee on a cost recovery basis

#### 4.6.1.3 CONCESSION RATE

25% of market rate

Charities, Senior Groups & Concession Card holders

Non-Funded Community Groups

Rallies/Demonstrations

Charity Functions (must prove 75% of funds raised will be given to a registered charitable organisation)

## 5 CITY PLANNING

0343	Planning Proposal - Reclassification of Land *Public hearing will be an additional fee		N	\$0.00	\$30,000.00	\$0.00	\$30,000.00	∞
0344	Peer review and/or consultant studies commissioned by Council to assist with assessment of planning proposal/DCP	N/A	N	Full cost recovery  Last year fee Cost recovery of consultant's fee above \$5,000				
0345	Public Hearing (if necessary) – cost recovery to Council	N/A	N	Full Cost Recovery				

continued on next page ...

Page 50 of 217

RefNo	Name	Pricing Policy Category	GST	Year 22/23	Year 23/24			Increase %
				Fee (incl. GST)	Fee (excl. GST)	GST	Fee (incl. GST)	

## CITY PLANNING [continued]

0346	Review of additional studies required by Gateway Determination and prepared by applicant – 25% of category fee payable immediately plus additional costs i.e independent review may also be charged on cost recovery	N/A	N				25% of planning proposal fee  <b>Last year fee</b> 20% of planning proposal fee	
0347	Preparation of Structure Plan or Significant Site/ Precinct Specific DCP prepared by Council – Cost Recovery to Council	N/A	N				Full Cost Recovery	
0348	Lodgement of substantial amendment to planning proposals – 50% of category fee payable immediately plus additional costs i.e independent review may also be charged on cost recovery	N/A	N				50% of planning proposal fee	
0349	Planning Proposal Refund – if withdrawn prior to Local Planning Panel or Council report to request a gateway determination	N/A	N				To be determined by Executive Director City Planning & Design up to a maximum of 50% of fee paid	
0350	Planning Proposal Refunds – if Council resolves not to proceed to request a gateway determination and Applicant chooses not to lodge a Pre-Gateway Review	N/A	N				To be determined by Executive Director City Planning & Design up to a maximum of 25% of fee paid	

## 5.1 AMENDMENT OF AN ENVIRONMENTAL PLANNING INSTRUMENT

### 5.1.1 SALE OF PLANS & POLICIES – LG ACT SECTION 608 (2)

All plans for sale are available for download from Council's website

continued on next page ...

Page 51 of 217

RefNo	Name	Pricing Policy Category	GST	Year 22/23	Year 23/24			Increase %
				Fee (incl. GST)	Fee (excl. GST)	GST	Fee (incl. GST)	

### SALE OF PLANS & POLICIES – LG ACT SECTION 608 (2) [continued]

0351	Electronic copy of of any Local Environmental Planning Instruments and Maps, Development Control Plans, Contribution Plans or any other City Strategy Plan or Policy	N/A	N	\$57.75	\$60.64	\$0.00	\$60.64	5.00%
------	--	-----	---	---------	---------	--------	---------	-------

### 5.1.2 HARDCOPY COPY OF OF ANY LOCAL ENVIRONMENTAL PLANNING INSTRUMENTS AND MAPS, DEVELOPMENT CONTROL PLANS, CONTRIBUTION PLANS OR ANY OTHER CITY STRATEGY PLAN OR POLICY TO BE CHARGED AT THE FOLLOWING RATES PER PAGE

0352	A4 Black & White	N/A	N	\$0.16	\$0.17	\$0.00	\$0.17	6.25%
0353	A3 Black & White	N/A	N	\$0.34	\$0.36	\$0.00	\$0.36	5.88%
0354	A4 Colour	N/A	N	\$1.17	\$1.23	\$0.00	\$1.23	5.13%
0355	A3 Colour	N/A	N	\$1.73	\$1.82	\$0.00	\$1.82	5.20%
0356	Any other size	N/A	N	Full Cost Recovery				

## 5.2 CATEGORIES OF PLANNING PROPOSALS

Note: The category of planning proposal and DCP would be determined by the Executive Director City Planning & Design

0357	Level 1 Preliminary or Minor Planning Proposals	N/A	N	\$23,630.00	\$30,000.00	\$0.00	\$30,000.00	26.96%
0358	Level 2 Planning proposals involving change to zoning and / or development controls of low complexity and / or where the planning proposal is consistent with the identified strategic framework	N/A	N	\$88,520.00	\$97,372.00	\$0.00	\$97,372.00	10.00%
0359	Level 3 Planning proposals involving change to zoning and / or development controls of high complexity and / or planning proposal is seeking variation from the identified strategic framework	N/A	N	\$120,965.00	\$133,060.00	\$0.00	\$133,060.00	10.00%

continued on next page ...

Page 52 of 217

RefNo	Name	Pricing Policy Category	GST	Year 22/23	Year 23/24			Increase %
				Fee (incl. GST)	Fee (excl. GST)	GST	Fee (incl. GST)	

## CATEGORIES OF PLANNING PROPOSALS [continued]

0360	Level 4 Precinct LEP amendments Any site greater than 1 hectares involving complex proposal with change in zoning and detailed urban design and urban capability assessment	N/A	N	\$164,225.00	\$180,645.00	\$0.00	\$180,645.00	10.00%
------	--	-----	---	--------------	--------------	--------	--------------	--------

## 5.3 DEVELOPMENT CONTROL PLAN/MASTERPLAN APPLICATIONS

Note: Resubmission of substantial amendment – 50% of category fee payable immediately plus additional costs i.e independent review may also be charged on cost recovery. Additional to planning proposal fees

0361	Level 1 Preliminary		N	\$0.00	\$10,000.00	\$0.00	\$10,000.00	∞
0362	Level 3 High complexity		N	\$35,000.00	\$35,000.00	\$0.00	\$35,000.00	0.00%
0363	Level 4 Precinct LEP amendments with complexities such as detailed urban design/ urban capability assessment or Assessment of Master Plan		N	\$0.00	\$60,000.00	\$0.00	\$60,000.00	∞
0364	Level 2 Low complexity	L	N	\$19,750.00	\$21,725.00	\$0.00	\$21,725.00	10.00%

## 5.4 NOTIFICATION FEES

0367	DCP Notification Fee (site specific)		N	\$0.00	\$2,500.00	\$0.00	\$2,500.00	∞
0366	Planning Proposal Public Notification - Level 1 & 2		N	\$0.00	\$2,500.00	\$0.00	\$2,500.00	∞
0368	Planning Proposal Public Notification - Level 3 & 4		N	\$0.00	\$6,000.00	\$0.00	\$6,000.00	∞
0365	Public Hearing		N	Full cost recovery				

## 5.5 PLANNING PROPOSALS & DEVELOPMENT APPLICATIONS REQUIRING PHYSICAL MODEL

0369	Handling Fee	N/A	N	\$117.60	\$117.60	\$0.00	\$117.60	0.00%
0370	Planning or Development Enquiry – Inquiries requiring less than 2 hours to prepare response	N/A	N	No Fee				

continued on next page ...

Page 53 of 217

RefNo	Name	Pricing Policy Category	GST	Year 22/23	Year 23/24			Increase %
				Fee (incl. GST)	Fee (excl. GST)	GST	Fee (incl. GST)	

## PLANNING PROPOSALS & DEVELOPMENT APPLICATIONS REQUIRING PHYSICAL MODEL [continued]

0371	Planning or Development Enquiry – Where response required in excess of 2 hours response time a charge per hour will apply for every hour beyond 2 hours	N/A	N	\$59.85	\$59.85	\$0.00	\$59.85	0.00%
------	---	-----	---	---------	---------	--------	---------	-------

## 5.6 PRE-LODGE MENT CONSULTATION

\* Fee will be deducted from Planning Proposal Fee if Planning Proposal is subsequently lodged for the site and is consistent with pre-lodgement advice

0372	Planning Proposal/ DCP Pre-Lodgement Consultation	N/A	N	\$5,000.00	\$5,000.00	\$0.00	\$5,000.00	0.00%
0373	Planning Proposal/ DCP Pre-Lodgement Consultation (Second meeting only)	N/A	N	\$3,000.00	\$3,000.00	\$0.00	\$3,000.00	0.00%

## 5.7 VOLUNTARY PLANNING AGREEMENTS & OTHER PUBLIC DOMAIN ASSETS

### 5.7.1 PRE-EXECUTION

0374	Negotiation, preparation and execution of planning agreement, or deed of variation of planning agreement, or deed of novation including independent assessment of reports, valuations provided as part of negotiations, and costs associated with determining the financial capacity of an incoming Landowner to deliver VPA obligations	N/A	N	Full Cost Recovery				
0375	VPA Notice of Intent / Administration Fee		N	\$0.00	\$500.00	\$0.00	\$500.00	∞

continued on next page ...

Page 54 of 217



RefNo	Name	Pricing Policy Category	GST	Year 22/23	Year 23/24			Increase %
				Fee (incl. GST)	Fee (excl. GST)	GST	Fee (incl. GST)	

**PRE-EXECUTION** [continued]

0376	Letter of offer – assessment (Level 1 & 2)		N	\$0.00	\$3,000.00	\$0.00	\$3,000.00	∞
0377	Letter of offer – assessment (Level 3)		N	\$0.00	\$6,000.00	\$0.00	\$6,000.00	∞
0378	Letter of offer – assessment (Level 4)		N	\$0.00	\$10,000.00	\$0.00	\$10,000.00	∞
0379	VPA Advertising		N	\$0.00	\$3,000.00	\$0.00	\$3,000.00	∞
0380	VPA Re-Advertising		N	\$0.00	\$3,000.00	\$0.00	\$3,000.00	∞
0381	Registration, variation, and removal of Planning Agreement and associated documents from property title (covenants, other land instruments, caveats)		N	\$750 per transaction				

**5.7.2 POST-EXECUTION**

0382	Post-execution Council officer inspections (up to final review and sign-off at practical completion and end of defects liability period). Charged per inspection, per Council service area required to attend.		N	\$0.00	\$250.00	\$0.00	\$250.00	∞
0383	Detailed design review fee (inc. public domain, civil, structural, stormwater/ drainage, easements and other land instruments). Charged for each set of documents / drawings (including each set of reissued documents)		N	\$0.00	\$750.00	\$0.00	\$750.00	∞
0384	Issue of certificate of practical completion /defect liability period sign-off	N/A	N	\$0.00	\$250.00	\$0.00	\$250.00	∞

continued on next page ...

Page 55 of 217

RefNo	Name	Pricing Policy Category	GST	Year 22/23	Year 23/24			Increase %
				Fee (incl. GST)	Fee (excl. GST)	GST	Fee (incl. GST)	

**POST-EXECUTION** [continued]

0385	Enforcement of planning agreement	N/A	N					Full Cost Recovery
------	-----------------------------------	-----	---	--	--	--	--	--------------------

**6 CORPORATE SERVICES****6.1 ACCESS TO INFORMATION (STATUTORY)****6.1.1 ACCESS TO RECORDS BY NATURAL PERSONS ABOUT THEIR PERSONAL AFFAIRS**

0386	Formal GIPA Application	M	N	\$30.00	\$31.50	\$0.00	\$31.50	5.00%
0387	Processing Charge – per hour (where applicable)	M	N	\$30.00	\$31.50	\$0.00	\$31.50	5.00%
0388	Internal Review	M	N	\$40.00	\$42.00	\$0.00	\$42.00	5.00%

**6.2 ADMINISTRATION FEE – BOND AND DEPOSIT REFUND**

0389	Administration fee on refund of deposits/bonds – % per annum of Deposit/Bond amount	N/A	N					1.70%
------	---	-----	---	--	--	--	--	-------

**6.3 ANNUAL CHARGES – STORMWATER MANAGEMENT CHARGE****6.3.1 PROVISION OF STORMWATER MANAGEMENT SERVICES TO THE CITY OF PARRAMATTA IN ACCORDANCE WITH THE LOCAL GOVERNMENT AMENDMENT (STORMWATER) ACT 2005 (ANNUAL CHARGE PER ASSESSMENT)****6.3.1.1 RESIDENTIAL PROPERTIES**

0390	All parcels of rateable urban land categorised as Residential excluding Strata properties – Annual Stormwater Charge per Assessment – SWRES	J	N	\$25.00	\$25.00	\$0.00	\$25.00	0.00%
0391	All strata properties categorised as Residential	J	N	\$12.50	\$12.50	\$0.00	\$12.50	0.00%

RefNo	Name	Pricing Policy Category	GST	Year 22/23	Year 23/24			Increase %
				Fee (incl. GST)	Fee (excl. GST)	GST	Fee (incl. GST)	

### 6.3.1.2 BUSINESS PROPERTIES

0392	All parcels of rateable urban land categorised as Business (all sub categories) incl. Business Strata properties – Annual Stormwater Charge per 350 sq m or part thereof (capped at \$200.00) – SWBUS	J	N	\$25.00	\$25.00	\$0.00	\$25.00	0.00%
0393	All parcels of rateable urban land categorised as Business (all sub categories) incl. Business Strata properties – Annual Stormwater Charge per 350 sq m or part thereof (capped at \$500.00)	J	N	\$25.00	\$25.00	\$0.00	\$25.00	0.00%
0394	All parcels of rateable urban land categorised as Business (all sub categories) incl. Business Strata properties – Business Strata per assessment	J	N	\$12.50	\$12.50	\$0.00	\$12.50	0.00%
0395	Land Area less than 1,200sq m	J	N	\$25.00	\$25.00	\$0.00	\$25.00	0.00%
0396	Land Area equal to or greater than 1,200 sq m and less than 5,000 sq m	J	N	\$100.00	\$100.00	\$0.00	\$100.00	0.00%
0397	Land Area equal to or greater than 5,000 sq m and less than 10,000 sq m	J	N	\$375.00	\$375.00	\$0.00	\$375.00	0.00%
0398	Land Area greater than 10,000 sq m	J	N	\$725.00	\$725.00	\$0.00	\$725.00	0.00%

#### 6.3.1.2.1 BUSINESS STRATA PROPERTIES

0399	Minimum Levy	J	N	\$5.00	\$5.00	\$0.00	\$5.00	0.00%
------	--------------	---	---	--------	--------	--------	--------	-------

#### 6.3.1.2.2 LAND VALUE EXCEEDS MINIMUM RATEABLE VALUE AND

0400	Land Area less than 1,200 sq m	J	N	\$25.00	\$25.00	\$0.00	\$25.00	0.00%
------	--------------------------------	---	---	---------	---------	--------	---------	-------

continued on next page ...

Page 57 of 217

RefNo	Name	Pricing Policy Category	GST	Year 22/23	Year 23/24			Increase %
				Fee (incl. GST)	Fee (excl. GST)	GST	Fee (incl. GST)	

#### LAND VALUE EXCEEDS MINIMUM RATEABLE VALUE AND [continued]

0401	Land Area equal to or greater than 1,200 sq m and less than 5,000 sq m	J	N	\$100.00	\$100.00	\$0.00	\$100.00	0.00%
0402	Land Area equal to or greater than 5,000 sq m and less than 10,000 sq m	J	N	\$375.00	\$375.00	\$0.00	\$375.00	0.00%
0403	Land Area greater than 10,000 sq m	J	N	\$725.00	\$725.00	\$0.00	\$725.00	0.00%

### 6.4 COPY OF RATE NOTICE/INSTALMENT NOTICE

0404	Copies of Rate Notices or Instalment Notices – each	G	N	\$21.30	\$22.50	\$0.00	\$22.50	5.63%
0405	Purchase of Plans (via outsourced information broker – Infotracks)	N/A	Y	\$14.20	\$13.64	\$1.36	\$15.00	5.63%
0406	Purchase of Titles or Deeds (via outsourced information broker – Infotracks)	N/A	Y	\$11.90	\$11.45	\$1.15	\$12.60	5.88%

### 6.5 COURIER FEES

0407	Courier Fees	N	N	Full Cost Recovery				
Courier fees will be charged per subpoena to recover actual costs								

### 6.6 COURIER & REGISTERED POST FEES

0408	Courier fees will be charged per subpoena to recover actual costs	N	N	Full Cost Recovery				
0409	Registered Post	N	N	Full Cost Recovery				

### 6.7 DISHONoured CHEQUES

0410	Dishonoured Cheque Fee – per cheque	N/A	N	\$36.75	\$39.00	\$0.00	\$39.00	6.12%
Note: Meals on Wheels are exempt, fees charged by bank or Australia Post to be added to dishonoured cheque fee (as transaction fee or Australia Post Fee)								
0411	Aggregation of Land Values for Rating Purposes – Section 548A	N/A	N	\$258.10	\$271.50	\$0.00	\$271.50	5.19%

RefNo	Name	Pricing Policy Category	GST	Year 22/23	Year 23/24			Increase %
				Fee (incl. GST)	Fee (excl. GST)	GST	Fee (incl. GST)	

## 6.8 DOCUMENT PREPARATION FOR COURT

0412	Coloured Photocopies (A4) per copy	N	N	\$2.63	\$2.80	\$0.00	\$2.80	6.46%
0413	Coloured Photocopies (A3) per Copy	N	N	\$5.25	\$5.60	\$0.00	\$5.60	6.67%
0414	Black and White Photocopies (A4) per copy	N	N	\$1.26	\$1.35	\$0.00	\$1.35	7.14%
0415	Black and White Photocopies (A3) per copy	N	N	\$2.31	\$2.50	\$0.00	\$2.50	8.23%

## 6.9 ENVIRONMENTAL UPGRADE AGREEMENTS (EUA)

0416	EUA Application Processing Fee	N/A	Y	\$2,819.76	\$2,563.42	\$256.34	\$2,819.76	0.00%
------	--------------------------------	-----	---	------------	------------	----------	------------	-------

### 6.9.1 EUA ADMINISTRATION FEE

0417	1 Year Loan	N/A	Y	\$1,339.04	\$1,217.31	\$121.73	\$1,339.04	0.00%
0418	2 Year Loan	N/A	Y	\$2,472.35	\$2,247.59	\$224.76	\$2,472.35	0.00%
0419	3 Year Loan	N/A	Y	\$3,605.59	\$3,277.81	\$327.78	\$3,605.59	0.00%
0420	4 Year Loan	N/A	Y	\$4,738.94	\$4,308.13	\$430.81	\$4,738.94	0.00%
0421	5 Year Loan	N/A	Y	\$5,872.20	\$5,338.36	\$533.84	\$5,872.20	0.00%
0422	6 Year Loan	N/A	Y	\$7,005.49	\$6,368.63	\$636.86	\$7,005.49	0.00%
0423	7 Year Loan	N/A	Y	\$8,138.70	\$7,398.82	\$739.88	\$8,138.70	0.00%
0424	8 Year Loan	N/A	Y	\$9,272.05	\$8,429.14	\$842.91	\$9,272.05	0.00%
0425	9 Year Loan	N/A	Y	\$10,405.39	\$9,459.45	\$945.94	\$10,405.39	0.00%
0426	10 Year Loan	N/A	Y	\$11,538.54	\$10,489.58	\$1,048.96	\$11,538.54	0.00%
0427	11 Year Loan	N/A	Y	\$12,671.95	\$11,519.95	\$1,152.00	\$12,671.95	0.00%
0428	12 Year Loan	N/A	Y	\$13,805.20	\$12,550.18	\$1,255.02	\$13,805.20	0.00%
0429	13 Year Loan	N/A	Y	\$14,938.45	\$13,580.41	\$1,358.04	\$14,938.45	0.00%
0430	14 Year Loan	N/A	Y	\$16,071.75	\$14,610.68	\$1,461.07	\$16,071.75	0.00%
0431	15 Year Loan	N/A	Y	\$17,205.00	\$15,640.91	\$1,564.09	\$17,205.00	0.00%
0432	EUA Amendment Fee	N/A	Y	\$176.35	\$160.32	\$16.03	\$176.35	0.00%
0433	Direct Debit Dishonour Fee	N/A	Y	\$49.45	\$44.95	\$4.50	\$49.45	0.00%

## 6.10 EXPERT WITNESS FEE

0434	Expert Witness Fee	N	N	Council Officer Hourly Rate				
------	--------------------	---	---	-----------------------------	--	--	--	--

### Expert Witness Fee

Where Council Officer is required by a party other than Council itself to attend Court in his/her capacity as a Council employee and give evidence. Council charge is equal to officer's hourly rate PLUS travelling expenses being per km on way after first km up to and including 80km plus parking fees (\$2.45 per km, GST exempt)

RefNo	Name	Pricing Policy Category	GST	Year 22/23	Year 23/24			Increase %
				Fee (incl. GST)	Fee (excl. GST)	GST	Fee (incl. GST)	

## 6.11 INFORMAL GIPA REQUESTS

0435	Request for access to information and processing	N	N	\$0.00	\$0.00	\$0.00	\$0.00	0.00%
------	--	---	---	--------	--------	--------	--------	-------

## 6.12 LEGAL SERVICES

0436	Accredited Specialist Solicitor – Per Hour	O	Y	\$527.10	\$503.64	\$50.36	\$554.00	5.10%
0437	Senior Solicitor (more than 10 yrs post graduate experience) – Per Hour	O	Y	\$467.25	\$446.36	\$44.64	\$491.00	5.08%
0438	Solicitor (with less than 10 years post graduate experience) – Per Hour	O	Y	\$410.55	\$392.73	\$39.27	\$432.00	5.22%
0439	Paralegal – Per Hour	O	Y	\$204.75	\$195.45	\$19.55	\$215.00	5.01%
0440	Administrative / Secretarial services – Per Hour	O	Y	\$117.60	\$112.27	\$11.23	\$123.50	5.02%
0441	Standard contract or deed	O	Y	\$1,671.60	\$1,600.00	\$160.00	\$1,760.00	5.29%
0442	Standard lease or licence	O	Y	\$1,671.60	\$1,600.00	\$160.00	\$1,760.00	5.29%
0443	Standard parking area agreement	O	Y	\$980.70	\$936.36	\$93.64	\$1,030.00	5.03%
0444	Documents prepared by external lawyers	O	Y	Full Cost Recovery				

## 6.13 PAYMENTS/REFUNDS

### 6.13.1 DISHONOURD DIRECT DEBIT

0445	Dishonoured Direct Debit or electronic funds transfer Fee (Council Administration Fee)	Q	N	\$37.80	\$36.50	\$0.00	\$36.50	-3.44%
0446	Direct Debit Dishonour Fees (Meals on Wheels exempt)	N/A	N	Plus dishonour fee charge (bank or AusPost) + GST				
Note: Fees charged by bank or Australia Post to be added to dishonoured cheque fee (as transaction fee or Australia Post Fee)								
0447	Dishonoured Credit Card Fee	N/A	N	\$49.00	\$47.00	\$0.00	\$47.00	-4.08%



RefNo	Name	Pricing Policy Category	GST	Year 22/23	Year 23/24			Increase %
				Fee (incl. GST)	Fee (excl. GST)	GST	Fee (incl. GST)	

**DISHONOURD DIRECT DEBIT** [continued]

0448	Cheque Stop Payment Fee	N/A	N	\$49.00	\$47.00	\$0.00	\$47.00	-4.08%
0449	Stale Cheque Processing Fee (unpresented after 6 months)	N/A	N	\$73.25	\$70.00	\$0.00	\$70.00	-4.44%
0450	Cheque Special Clearance Fee	N/A	N	\$65.10	\$62.50	\$0.00	\$62.50	-3.99%
0451	Returned Cheque/ EFT	N/A	N	\$35.90	\$34.50	\$0.00	\$34.50	-3.90%
0452	Rates and Other Refund Penalty Charge (except Pensioners)	Q	N	\$40.00	\$38.50	\$0.00	\$38.50	-3.75%

**6.14 PHYSICAL DOCUMENTATION SUPPLIED UNDER ACCESS TO INFORMATION (FORMAL AND INFORMAL GIPA)**

0453	Coloured Photocopies (A4) per copy	N	N	\$2.63	\$2.80	\$0.00	\$2.80	6.46%
0454	Coloured Photocopies (A3) per copy	N	N	\$5.25	\$5.60	\$0.00	\$5.60	6.67%
0455	Black and White Photocopies (A4) per copy	N	N	\$1.26	\$1.35	\$0.00	\$1.35	7.14%
0456	Black and White Photocopies (A3) per copy	N	N	\$2.31	\$2.50	\$0.00	\$2.50	8.23%

**6.15 PRESENTED CHEQUE SEARCH**

0457	Search Fee to identify presenters bank account	N/A	Y	\$67.20	\$64.55	\$6.45	\$71.00	5.65%
0458	Fee charged by bank to be added to search fee	H	Y	Plus additional bank charges				
0459	Interest on Overdue Rates – per annum (Subject to Ministers Approval)	H	N	6.00%				

**6.16 PROCESSING OF SUBPOENAS**

0460	Lodgement	J	N	\$63.00	\$66.50	\$0.00	\$66.50	5.56%
Lodgement of Subpoenas								
0461	Processing per hour	J	N	\$89.30	\$94.00	\$0.00	\$94.00	5.26%
Processing time for Subpoenas								

RefNo	Name	Pricing Policy Category	GST	Year 22/23	Year 23/24			Increase %
				Fee (incl. GST)	Fee (excl. GST)	GST	Fee (incl. GST)	

## 6.17 RATE INFORMATION CERTIFICATION – STATUTORY – SECTION 603 LGA

0462	Section 603 LGA	M	N	\$90.00	\$90.00	\$0.00	\$90.00	0.00%
0463	Urgency Fee for Section 603 LGA – same day service per fax	H	N	\$59.09	\$62.50	\$0.00	\$62.50	5.77%
0464	Cancellation Fee Section 603 LGA	N/A	N	\$29.50	\$31.00	\$0.00	\$31.00	5.08%
0465	Copy of Sec 603 certificate – per certificate	N/A	N	\$35.40	\$37.50	\$0.00	\$37.50	5.93%

## 6.18 SALE OF TENDER DOCUMENTS VIA TENDERLINK WEBPORTAL

0466	Minimum fee for projects estimated at less than \$250,000	E	N	\$63.40	\$67.00	\$0.00	\$67.00	5.68%
0467	For projects estimated at \$250,000 or more	E	N	\$153.00	\$161.00	\$0.00	\$161.00	5.23%

## 6.19 SALE OF DOCUMENTS

### 6.19.1 MAIL OUTS WITH RATE NOTICES

0468	Community	N/A	Y	Cost plus 10%				
0469	Commercial & Others	N/A	Y	Market plus 10%				

## 6.20 STATEMENT OF ACCOUNT

0470	A Statement of rates, charges, rebates, reversals or receipts issued against an account for a specific year, or the current year to date	G	N	\$67.55	\$71.00	\$0.00	\$71.00	5.11%
------	--	---	---	---------	---------	--------	---------	-------

One statement equals one (1) rating year's transactions – Per Statement

## 6.21 WRITTEN OWNERSHIP ADVICE

0471	A letter stating the ownership of a property – each	G	N	\$21.25	\$22.50	\$0.00	\$22.50	5.88%
------	---	---	---	---------	---------	--------	---------	-------

RefNo	Name	Pricing Policy Category	GST	Year 22/23	Year 23/24			Increase %
				Fee (incl. GST)	Fee (excl. GST)	GST	Fee (incl. GST)	

## 7 DEVELOPMENT AND TRAFFIC SERVICES

### 7.1 ALTERNATE ASSESSMENT PATH

0472	Where an Alternate Assessment path is agreed by Council and Applicant (all statutory fees must be paid to council)	H	N					Full Cost Recovery
------	--	---	---	--	--	--	--	--------------------

### 7.2 APPLICATION FOR A PERMIT TO REMOVE/PRUNE A TREE/S

Administration Fee applies to development applications and/or tree preservation order applications. Single fee structure for all tree applications.

Pensioner discount of 25% on the total application fee (holders of a Pensioner Concession Card, Commonwealth Seniors Health Card issued by Centrelink or a Pensioner Concession Card issued by Department of Veterans' Affairs)

0473	1 Tree	J	N	\$128.00	\$130.00	\$0.00	\$130.00	1.56%
0474	Each additional tree	J	N	\$105.00	\$110.00	\$0.00	\$110.00	4.76%

### 7.3 APPLICATION FOR REVIEW OF DECISION TO REJECT AND NOT DETERMINE A DEVELOPMENT APPLICATION UNDER THE ACT, SECTION 8.2(1)(C) IF THE ESTIMATED COST OF DEVELOPMENT IS

0475	(a) if the estimated cost of the development is less than \$100,000	M	N					0.64 Fee Unit
0476	(b) if the estimated cost of the development is \$100,000 or more and less than or equal to \$1,000,000	M	N					1.75 Fee Units
0477	(c) if the estimated cost of the development is more than \$1,000,000	M	N					2.92 Fee Units
0478	Appeal against determination of modification application under the Act, section 8.9	M	N					50% fee that was payable for the application the subject of appeal

### 7.4 CONSULTANCY FEES

0479	Fee for appointment of external consultants for development applications	N/A	N					Full Cost Recovery
------	--	-----	---	--	--	--	--	--------------------

continued on next page ...

Page 63 of 217

RefNo	Name	Pricing Policy Category	GST	Year 22/23	Year 23/24			Increase %
				Fee (incl. GST)	Fee (excl. GST)	GST	Fee (incl. GST)	

## CONSULTANCY FEES [continued]

0480	Fee for appointment of external consultants for Environmentally Sustainable Design – commercial	N/A	N	\$5,250.00	\$5,512.00	\$0.00	\$5,512.00	4.99%
0481	Fee for appointment of external consultants for Environmentally Sustainable Design – residential	N/A	N	\$7,875.00	\$8,268.00	\$0.00	\$8,268.00	4.99%
0482	Fee for appointment of external consultants relating to wind testing reports	N/A	N	\$2,887.50	\$3,030.00	\$0.00	\$3,030.00	4.94%

### 7.4.1 FEE FOR APPOINTMENT OF EXTERNAL CONSULTANTS RELATING TO QUANTITY SURVEY REPORTS

0483	Cost of works is greater than \$25,000,000 and less than \$50,000,000	N/A	N	\$1,050.00	\$1,100.00	\$0.00	\$1,100.00	4.76%
0484	Cost of Works is greater than \$50,000,000 and less than \$100,000,000		N	\$0.00	\$2,200.00	\$0.00	\$2,200.00	∞
0485	Cost of works is greater than \$100,000,000 and less than \$150,000,000		N	\$3,300.00	\$3,300.00	\$0.00	\$3,300.00	0.00%
0486	Cost of works is greater than \$200,000,000		N	\$4,400.00	\$4,400.00	\$0.00	\$4,400.00	0.00%

## 7.5 CONVEYANCING ACT CERTIFICATES

### 7.5.1 PROCESSING AND RELEASE OF REQUESTS UNDER THE CONVEYANCING ACT NOT BEING PART OF A SUBDIVISION OR CONSOLIDATION APPLICATION

0487	Section 88B – Creation and release of easements	N/A	N	\$405.00	\$425.00	\$0.00	\$425.00	4.94%
0488	Section 88E – Regulation of use of land	N	N	\$405.00	\$425.00	\$0.00	\$425.00	4.94%

continued on next page ...

Page 64 of 217

RefNo	Name	Pricing Policy Category	GST	Year 22/23	Year 23/24			Increase %
				Fee (incl. GST)	Fee (excl. GST)	GST	Fee (incl. GST)	

## PROCESSING AND RELEASE OF REQUESTS UNDER THE CONVEYANCING ACT NOT BEING PART OF A SUBDIVISION OR CONSOLIDATION APPLICATION [continued]

0489	Section 88G – Certificate of amount payable due to failure to comply with a public positive covenant on land – Conveyancing (General) Reg Cl. 29	N	N	0.10 Fee Unit			
0490	Issue of certificate requiring inspection of land Conveyancing (General) Reg Cl. 29	M	N	0.35 Fee Unit			

## 7.6 DEVELOPMENT SERVICES

NOTE: For the purposes of this Schedule, a fee unit is \$100 in the financial years ending on 30 June 2023

The following DEVELOPMENT APPLICATIONS FEES are prescribed under the Environmental Planning & Assessment Regulation 2021 (EP&A Reg) Schedule 4, Clause 246A to 256B unless otherwise indicated

NOTE: If two or more fees are applicable to a single development, such as an application to subdivide land and erect a building on one of the lots created by the subdivision, the maximum fee payable for the development is the sum of those fees – EP&A Reg Cl. 254

### 7.6.1 DEVELOPMENT INVOLVING THE ERECTION OF A BUILDING, THE CARRYING OUT OF WORK OR THE DEMOLITION OF A WORK OR A BUILDING

NOTE: Fees determined do not apply to a development involving the erection of a dwelling-house with an estimated construction cost of \$100,000 or less – EP&A Reg Cl. Schedule 4 Part 2 item 2.3.

NOTE: In determining the fee for a development, Council must make its determination by reference to a genuine estimate of the costs associated with the construction of a building or work, preparation of a building for the purpose it is to be used or the demolition of a building or work – EP&A Reg Cl. 232.

NOTE: The Department of Planning Monitoring and Review Levy applies to developments over \$50,000 and the following fees apply based on the estimated cost of the development. The above Levy includes a fee of 64 cents per \$1000 where the estimated cost of the proposed development exceeds \$50,000 – EP&A Reg Cl. 246

0491	Up to \$5,000	M	N	1.29 Fee Units				
0492	\$5,001 – \$50,000	M	N	1.98 Fee Units				
				Last year fee 1.29 Fee Units				
0493	PLUS an additional fee for each \$1,000 (or part of \$1,000) of the estimated cost	M	N	\$3.00	\$3.00	\$0.00	\$3.00	0.00%
0494	\$50,001 – \$250,000	M	N	4.12 Fee Units				
				Last year fee 1.29 Fee Units				

continued on next page ...

Page 65 of 217

RefNo	Name	Pricing Policy Category	GST	Year 22/23	Year 23/24			Increase %
				Fee (incl. GST)	Fee (excl. GST)	GST	Fee (incl. GST)	

### DEVELOPMENT INVOLVING THE ERECTION OF A BUILDING, THE CARRYING OUT OF WORK OR THE DEMOLITION OF A WORK OR A BUILDING [continued]

0495	PLUS an additional fee for each \$1,000 (or part of \$1,000) by which the estimated cost exceeds \$50,000	M	N	\$3.64	\$3.64	\$0.00	\$3.64	0.00%
0496	\$250,001 – \$500,000	M	N	13.56 Fee Units				<b>Last year fee</b> 1.29 Fee Units
0497	PLUS an additional fee for each \$1,000 (or part of \$1,000) by which the estimated cost exceeds \$250,000	M	N	\$2.34	\$2.34	\$0.00	\$2.34	0.00%
0498	\$500,001 – \$1,000,000	M	N	20.41 Fee Units				<b>Last year fee</b> 1.29 Fee Units
0499	PLUS an additional fee for each \$1,000 (or part of \$1,000) by which the estimated cost exceeds \$500,000	M	N	\$1.64	\$1.64	\$0.00	\$1.64	0.00%
0500	\$1,000,001 – \$10,000,000	M	N	30.58 Fee Units				<b>Last year fee</b> 1.29 Fee Units
0501	PLUS an additional fee for each \$1,000 (or part of \$1,000) by which the estimated cost exceeds \$1,000,000	M	N	\$1.44	\$1.44	\$0.00	\$1.44	0.00%
0502	More than \$10,000,000	M	N	185.65 Fee Units				<b>Last year fee</b> 1.29 Fee Units
0503	PLUS an additional fee for each \$1,000 (or part of \$1,000) by which the estimated cost exceeds \$10,000,000	M	N	\$1.19	\$1.19	\$0.00	\$1.19	0.00%



RefNo	Name	Pricing Policy Category	GST	Year 22/23	Year 23/24			Increase %
				Fee (incl. GST)	Fee (excl. GST)	GST	Fee (incl. GST)	

## 7.7 DEVELOPMENT APPLICATION PRE-LODGE MENT CONSULTATION

0504	Dwelling house, alterations and additions to domestic dwelling and change of use for retail, commercial and industrial	J	Y	\$362.00	\$380.00	\$38.00	\$418.00	15.47%
0505	Dual occupancy	J	Y	\$895.00	\$940.00	\$94.00	\$1,034.00	15.53%
0506	Multi-unit dwellings, commercial (outside Parramatta CBD) and child care centre	J	Y	\$1,802.00	\$1,890.00	\$189.00	\$2,079.00	15.37%
0507	Residential flat building, industrial and commercial (within Parramatta CBD)	J	Y	\$4,044.00	\$4,246.00	\$424.60	\$4,670.60	15.49%
0508	Additional meeting – 25% of original fee paid	N/A	Y	25% of original fee paid (+ GST)				

## 7.8 DEVELOPMENT INVOLVING APPLICATION FOR ADVERTISEMENTS OR ADVERTISING SIGNS – EP&A REG SCHEDULE 4 PART 2 ITEM 2.2 BUT ONLY IF THE FEE UNDER THIS ITEM EXCEEDS THE FEE THAT WOULD BE PAYABLE UNDER EP&A REG SCHEDULE 4 PART 2 ITEM 2.1

0509	Base – for one advertisement	M	N	3.33 Fee Units				
0510	PLUS for each additional advertisement	M	N	\$93.00	\$93.00	\$0.00	\$93.00	0.00%

## 7.9 DEVELOPMENT INVOLVING THE ERECTION OF A DWELLING-HOUSE WITH AN ESTIMATED CONSTRUCTION COST OF \$100,000 OR LESS – EP&A REG SCHEDULE 4 PART 2 ITEM 2.3

0511	Development involving the erection of a dwelling-house with an estimated construction cost of \$100,000 or less – EP&A Reg Schedule 4 part 2 itm 2.3	M	N	5.32 Fee Units				
------	--	---	---	----------------	--	--	--	--

RefNo	Name	Pricing Policy Category	GST	Year 22/23	Year 23/24			Increase %
				Fee (incl. GST)	Fee (excl. GST)	GST	Fee (incl. GST)	

## 7.10 DEVELOPMENT INVOLVING THE SUBDIVISION OF LAND (SUBDIVISION FEE) – EP&A REG SCHEDULE 4 PART 2 ITEM 2.4-2.6

### 7.10.1 -

0512	Involving the opening of a public road	M	N						7.77 Fee Units
0513	PLUS for each additional lot created	M	N	\$65.00	\$65.00	\$0.00	\$65.00		0.00%
0514	Not involving the opening of a public road	M	N						3.86 Fee Units
0515	PLUS for each additional lot created	M	N	\$53.00	\$53.00	\$0.00	\$53.00		0.00%
0516	Strata Subdivision	M	N						3.86 Fee Units
0517	PLUS for each additional lot created	M	N	\$53.00	\$53.00	\$0.00	\$53.00		0.00%

## 7.11 DEVELOPMENT NOT INVOLVING THE ERECTION OF A BUILDING, THE CARRYING OUT OF A WORK, THE SUBDIVISION OF LAND, OR THE DEMOLITION OF A BUILDING OR WORK – EP&A REG SCHEDULE 4 PART 2 ITEM 2.7

0518	Land use fee (no building or demolition works)	M	N						3.33 Fee Units
------	--	---	---	--	--	--	--	--	----------------

## 7.12 DESIGNATED DEVELOPMENT – EP&A REG SCHEDULE 4 PART 3 ITEM 3.3

### 7.12.1 SPECIFIC TYPE OF DEVELOPMENT AS DESCRIBED IN EP&A REG SCHEDULE 3, PART 1

0519	Additional to any other fees payable	M	N						10.76 Fee Units
------	--------------------------------------	---	---	--	--	--	--	--	-----------------

## 7.13 DEVELOPMENT THAT REQUIRES CONCURRENCE UNDER THE EP&A ACT OR AN ENVIRONMENTAL PLANNING INSTRUMENT – EP&A REG SCHEDULE 4 PART 3 ITEM 3.2

NOTE: Concurrence fee may be a lesser amount as notified by the approval authority. The additional processing fee is not payable where concurrence may be assumed under clause 52 of the EP&A Act

### 7.14 HERITAGE MINOR WORKS

0520	Heritage Minor Works Applications	J	N	\$125.00	\$125.00	\$0.00	\$125.00		0.00%
------	-----------------------------------	---	---	----------	----------	--------	----------	--	-------

RefNo	Name	Pricing Policy Category	GST	Year 22/23	Year 23/24			Increase %
				Fee (incl. GST)	Fee (excl. GST)	GST	Fee (incl. GST)	

## 7.15 INFRASTRUCTURE AND RESTORATION ADMINISTRATION FEE

0521	Estimated cost of works \$0 – \$100,000	N/A	N	\$147.00	\$154.50	\$0.00	\$154.50	5.10%
0522	Estimated cost of works \$100,001 – \$500,000	N/A	N	\$415.00	\$436.00	\$0.00	\$436.00	5.06%
0523	Estimated cost of works \$500,001 – \$1,000,000	N/A	N	\$625.00	\$657.00	\$0.00	\$657.00	5.12%
0524	Estimated cost of works \$1,000,001 – \$5000,000	N/A	N	\$830.00	\$872.00	\$0.00	\$872.00	5.06%
0525	Estimated cost of works \$5,000,001 – 10,000,000	N/A	N	\$1,035.00	\$1,090.00	\$0.00	\$1,090.00	5.31%
0526	Estimated cost of works \$10,000,001 and above	N/A	N	\$1,245.00	\$1,310.00	\$0.00	\$1,310.00	5.22%
0527	Class 1 Residential dwelling (single) alterations and additions & Class 10 Buildings 50% of above fees	N/A	N	50% of above fees				

## 7.16 MODIFICATION OF A CONSENT – EP&A REG SCHEDULE 4 PART 4 ITEMS 4.1-4.9

### 7.16.1 FEES FOR MODIFICATION OF DEVELOPMENT CONSENTS – OTHER THAN STATE SIGNIFICANT DEVELOPMENT

0528	Application under section 4.55(1)	N/A	N	0.83 Fee Unit				
------	-----------------------------------	-----	---	---------------	--	--	--	--

#### 7.16.1.1 APPLICATION UNDER SECTION 4.55(1A) OR 4.56(1)

0529	Modification application— (a) under the Act, section 4.55(1A), or (b) under the Act, section 4.56(1) that involves, in the consent authority's opinion, minimal environmental impact	N/A	N	<p>Lesser of—</p> <p>(a) 7.54 fee units, or</p> <p>(b) 50% fee for original application</p> <p><b>Last year fee</b></p> <p>Lesser of: a.) 7.54 Fee Units, or b.) 50% fee for original application</p>				
------	--	-----	---	---	--	--	--	--

RefNo	Name	Pricing Policy Category	GST	Year 22/23	Year 23/24			Increase %
				Fee (incl. GST)	Fee (excl. GST)	GST	Fee (incl. GST)	

**7.16.1.2 MODIFICATION APPLICATION UNDER THE ACT, SECTION 4.55(2) OR 4.56(1) THAT DOES NOT, IN THE CONSENT AUTHORITY'S OPINION, INVOLVE MINIMAL ENVIRONMENTAL IMPACT, IF**

0530	(a) the fee for the original development application was 1 fee unit or more, and (b) the original development application involved the erection of a dwelling house with an estimated cost of \$100,000 or less	N/A	N	2.22 Fee Units				
------	---	-----	---	----------------	--	--	--	--

**7.16.1.3 APPLICATION UNDER SECTION 4.55(2) OR SECTION 4.56(1) – WHERE THE CONSENT AUTHORITY IS OF THE OPINION THERE IS NOT MINIMAL ENVIRONMENTAL IMPACT, IF THE FEE FOR THE ORIGINAL DEVELOPMENT APPLICATION WAS**

0531	(a) less than 1 fee unit, or (b) 1 fee unit or more and the original development application did not involve the erection of a building, the carrying out of a work or the demolition of a work or building	N/A	N	50% of the original DA fee				
------	---	-----	---	----------------------------	--	--	--	--

**7.16.1.4 MODIFICATION APPLICATION UNDER THE ACT, SECTION 4.55(2) OR 4.56(1) THAT DOES NOT, IN THE CONSENT AUTHORITY'S OPINION, INVOLVE MINIMAL ENVIRONMENTAL IMPACT, IF THE FEE FOR THE ORIGINAL APPLICATION WAS 1 FEE UNIT OR MORE AND THE APPLICATION RELATES TO AN ORIGINAL DEVELOPMENT APPLICATION, OTHER THAN AN ORIGINAL DEVELOPMENT APPLICATION SPECIFIED IN ITEM 4.3 OR 4.4, WITH AN ESTIMATED COST OF DEVELOPMENT OF**

0532	Up to \$5,000	N/A	N	0.64 Fee Unit				
0533	\$5,001 – \$250,000	N/A	N	0.99 Fee Unit				
0534	PLUS an additional fee for each \$1,000 (or part of \$1,000) of the estimated cost	N/A	N	\$1.50	\$1.50	\$0.00	\$1.50	0.00%
0535	\$250,001 – \$500,000	N/A	N	5.85 Fee Units				

RefNo	Name	Pricing Policy Category	GST	Year 22/23	Year 23/24			Increase %
				Fee (incl. GST)	Fee (excl. GST)	GST	Fee (incl. GST)	

**MODIFICATION APPLICATION UNDER THE ACT, SECTION 4.55(2) OR 4.56(1) THAT DOES NOT, IN THE CONSENT AUTHORITY'S OPINION, INVOLVE MINIMAL ENVIRONMENTAL IMPACT, IF THE FEE FOR THE ORIGINAL APPLICATION WAS 1 FEE UNIT OR MORE AND THE APPLICATION RELATES TO AN ORIGINAL DEVELOPMENT APPLICATION, OTHER THAN AN ORIGINAL DEVELOPMENT APPLICATION SPECIFIED IN ITEM 4.3 OR 4.4, WITH AN ESTIMATED COST OF DEVELOPMENT OF** [continued]

0536	PLUS an additional fee for each \$1,000 (or part of \$1,000) by which the estimated cost exceeds \$250,000	N/A	N	\$0.85	\$0.85	\$0.00	\$0.85	0.00%
0537	\$500,001 – \$1,000,000	N/A	N	8.33 Fee Units				
0538	PLUS an additional fee for each \$1,000 (or part of \$1,000) by which the estimated cost exceeds \$500,000	N/A	N	\$0.50	\$0.50	\$0.00	\$0.50	0.00%
0539	\$1,000,001 – \$10,000,000	N/A	N	11.54 Fee Units				
0540	PLUS an additional fee for each \$1,000 (or part of \$1,000) by which the estimated cost exceeds \$1,000,000	N/A	N	\$0.40	\$0.40	\$0.00	\$0.40	0.00%
0541	More than \$10,000,000	N/A	N	55.40 Fee Units				
0542	PLUS an additional fee for each \$1,000 (or part of \$1,000) by which the estimated cost exceeds \$10,000,000	N/A	N	\$0.27	\$0.27	\$0.00	\$0.27	0.00%
0543	Modification: Additional fee for modification application if notice of application is required to be given under the Act, section 4.55(2) or 4.56(1)	N/A	N	7.78 Fee Units				

## 7.17 NOTIFICATION OF A DEVELOPMENT APPLICATION

0544	(1) New dwelling and alterations/ additions to existing dwelling	J	N	\$104.00	\$130.00	\$0.00	\$130.00	25.00%
------	--	---	---	----------	----------	--------	----------	--------

continued on next page ...

Page 71 of 217

RefNo	Name	Pricing Policy Category	GST	Year 22/23	Year 23/24			Increase %
				Fee (incl. GST)	Fee (excl. GST)	GST	Fee (incl. GST)	

## NOTIFICATION OF A DEVELOPMENT APPLICATION [continued]

0545	(2) Other residential development i.e. dual occupancy	J	N	\$260.00	\$325.00	\$0.00	\$325.00	25.00%
0546	(3) Non residential development	J	N	\$208.00	\$260.00	\$0.00	\$260.00	25.00%

### 7.17.1 NOTIFICATION OF A DEVELOPMENT APPLICATION - EP&A REG SCHEDULE 4 PART 3 ITEM 3.5-3.7 ADDITIONAL FEE TO ANY OTHER FEES PAYABLE

NOTE: The consent authority must refund so much of the fee paid under this clause as is not spent in giving the notice

0547	(a) in the case of designated development	M	N	25.96 Fee Units				
0548	(b) in the case of nominated integrated development, threatened species development or Class 1 aquaculture development	M	N	12.92 Fee Units				
0549	(c) in the case of prohibited development	M	N	12.92 Fee Units				

## 7.18 OTHER FEES AND CHARGES

The following OTHER FEES AND CHARGES are prescribed under the Environmental Planning & Assessment Regulation 2021 (EP&A Reg) Schedule 4 Part 7, item 7.1 to 7.7 unless otherwise indicated

### 7.18.1 APPLICATION TO REVIEW A DEVELOPMENT DETERMINATION UNDER EP&A ACT, SECTION 8.2- 8.5

0550	(a) Request with respect to a development application that does not involve the erection of a building, the carrying out of a work or the demolition of a work or a building	M	N	50% of the original DA fee				
------	--	---	---	----------------------------	--	--	--	--

continued on next page ...

Page 72 of 217



RefNo	Name	Pricing Policy Category	GST	Year 22/23	Year 23/24			Increase %
				Fee (incl. GST)	Fee (excl. GST)	GST	Fee (incl. GST)	

### APPLICATION TO REVIEW A DEVELOPMENT DETERMINATION UNDER EP&A ACT, SECTION 8.2- 8.5 [continued]

0551	(b) Request with respect to a development application that involves the erection of a dwelling-house with an estimated cost of construction of \$100,000 or less	M	N	2.22 Fee Units				
0552	Notice of application for review of a determination under the Act, section 8.3	M	N	7.25 Fee Units				

### 7.18.2 APPLICATION FOR REVIEW UNDER THE ACT, SECTION 8.3 THAT RELATES TO A DEVELOPMENT APPLICATION, FOR DEVELOPMENT WITH AN ESTIMATED COST OF

0553	Up to \$5,000	M	N	0.64 Fee Unit				
0554	\$5,001 – \$250,000	M	N	1.00 Fee Unit				
0555	PLUS an additional fee for each \$1,000 (or part of \$1,000) of the estimated cost	M	N	\$1.50	\$1.50	\$0.00	\$1.50	0.00%
0556	\$250,001 – \$500,000	M	N	5.85 Fee Units				
0557	PLUS an additional fee for each \$1,000 (or part of \$1,000) by which the estimated cost exceeds \$250,000	M	N	\$0.85	\$0.85	\$0.00	\$0.85	0.00%
0558	\$500,001 – \$1,000,000	M	N	8.33 Fee Units				
0559	PLUS an additional fee for each \$1,000 (or part of \$1,000) by which the estimated cost exceeds \$500,000	M	N	\$0.50	\$0.50	\$0.00	\$0.50	0.00%
0560	\$1,000,001 – \$10,000,000	M	N	11.54 Fee Units				

continued on next page ...

Page 73 of 217

RefNo	Name	Pricing Policy Category	GST	Year 22/23	Year 23/24			Increase %
				Fee (incl. GST)	Fee (excl. GST)	GST	Fee (incl. GST)	

**APPLICATION FOR REVIEW UNDER THE ACT, SECTION 8.3 THAT RELATES TO A DEVELOPMENT APPLICATION, FOR DEVELOPMENT WITH AN ESTIMATED COST OF** [continued]

0561	PLUS an additional fee for each \$1,000 (or part of \$1,000) by which the estimated cost exceeds \$1,000,000	M	N	\$0.40	\$0.40	\$0.00	\$0.40	0.00%
0562	More than \$10,000,000	M	N	55.40 Fee Units				
0563	PLUS an additional fee for each \$1,000 (or part of \$1,000) by which the estimated cost exceeds \$10,000,000	M	N	\$0.27	\$0.27	\$0.00	\$0.27	0.00%

**7.19 OTHER APPROVALS - LG ACT SECTION 68, PART B - WATER SUPPLY, SEWERAGE AND STORMWATER DRAINAGE WORK**

0564	LG Act Section 608 (2) – Concurrently as part of development approval	M	N	\$145.00	\$152.50	\$0.00	\$152.50	5.17%
0565	LG Act Section 608 (2) – Where separate approval is sought	N/A	N	\$1,460.00	\$1,535.00	\$0.00	\$1,535.00	5.14%
0566	Fee – Install a manufactured home, moveable dwelling or associated structure on land	N/A	N	\$104.00 and DA Fee				

**7.20 PLANNING CERTIFICATE – EP&A REG SCHEDULE 4 PART 9 9.7-9.8**

0567	Section 10.7 (1) EP&A Act	M	N	0.62 Fee Unit				
0568	Section 10.7 (5) EP&A Act – Additional Advice	M	N	0.94 Fee Unit				
0569	Section 10.7 (1) & 10.7 (5) EP&A Act – Combined Advice	M	N	\$156.00	\$156.00	\$0.00	\$156.00	0.00%

RefNo	Name	Pricing Policy Category	GST	Year 22/23	Year 23/24			Increase %
				Fee (incl. GST)	Fee (excl. GST)	GST	Fee (incl. GST)	

## PLANNING CERTIFICATE – EP&A REG SCHEDULE 4 PART 9

### 9.7-9.8 [continued]

0570	Urgency Fee for Planning Certificate – LG Act Section 608 (2)	I	N	\$120.00	\$120.00	\$0.00	\$120.00	0.00%
Certificate issued within 1 working day of receipt of application								

## 7.21 SUBMISSION OF AMENDED PLANS – PRIOR TO DETERMINATION OF DA

0571	Estimated values of works \$100k – \$1m	N/A	N	\$183.00	\$192.00	\$0.00	\$192.00	4.92%
0572	Estimated values of works > \$1m to \$5m	N/A	N	\$305.00	\$320.00	\$0.00	\$320.00	4.92%
0573	Estimated values of works > \$5m to \$10m	N/A	N	\$611.00	\$641.00	\$0.00	\$641.00	4.91%
0574	Estimated values of works > \$10m	N/A	N	\$1,214.05	\$1,275.00	\$0.00	\$1,275.00	5.02%

## 7.22 STATE SIGNIFICANT DEVELOPMENT (SSD) AND STATE SIGNIFICANT INFRASTRUCTURE (SSI)

0575	SSD and SSI Request for advice		N	\$500.00	\$1,200.00	\$0.00	\$1,200.00	140.00%
Where no written feedback required.								

## 7.23 SUBDIVISION CERTIFICATE – LINEN PLAN RELEASE

### 7.23.1 LAND (TORRENS) SUBDIVISION / STRATA SUBDIVISION

0576	Minimum Fee	N/A	N	\$740.00	\$740.00	\$0.00	\$740.00	0.00%	
0577	Plus \$55 for each lot which includes GST	N/A	N						+ \$55 per lot

### 7.23.2 STRATA SUBDIVISION WITH STRATUM COMPONENT

0578	Minimum Fee	N/A	N	\$740.00	\$740.00	\$0.00	\$740.00	0.00%
0579	Plus \$110 for each lot which includes GST	N/A	N	+ \$110 per lot				

RefNo	Name	Pricing Policy Category	GST	Year 22/23	Year 23/24			Increase %
				Fee (incl. GST)	Fee (excl. GST)	GST	Fee (incl. GST)	

## 7.24 STAMPING ADDITIONAL PLANS & SPECIFICATIONS – LG ACT SECTION 608 (2) PER SET

0580	Stamping Additional Plans & Specifications – LG Act Section 608 (2) Per Set	H	N	\$27.00	\$27.00	\$0.00	\$27.00	0.00%
------	---	---	---	---------	---------	--------	---------	-------

## 7.25 SUPPLY OF INFORMATION – LG ACT SECTION 608 (2)

### 7.25.1 INFORMATION IN RELATION TO DEVELOPMENT APPLICATIONS AND CONSENTS AND CONSTRUCTION CERTIFICATES – EP&A REG CL. 268

0581	Lists of approvals – per month	I	N	\$50.00	\$50.00	\$0.00	\$50.00	0.00%
0582	Lists of approvals – yearly subscription	I	N	\$450.00	\$450.00	\$0.00	\$450.00	0.00%

## 7.26 SALE OF ENVIRONMENTAL IMPACT STATEMENTS

0583	Sale of Environmental Impact Statements	M	N	\$25.00	\$25.00	\$0.00	\$25.00	0.00%
------	---	---	---	---------	---------	--------	---------	-------

## 7.27 TRAFFIC SERVICES

### 7.27.1 ASSESSMENT OF TRAFFIC FACILITY PLANS TO BE DELIVERED AS PART OF A CONDITION OF CONSENT THROUGH TRAFFIC COMMITTEE PROCESS (EXC. SUPPLY AND INSTALLATION)

0585	Changes to parking restrictions within a local street for a length of less than 50m		N	\$0.00	\$200.00	\$0.00	\$200.00	∞
0584	Traffic Facilities in accordance within Schedule 4(4) of the Delegations to Council		N	\$0.00	\$2,000.00	\$0.00	\$2,000.00	∞
0586	Traffic Facilities other than those within Schedule 4(4) of the Delegations to Council and/or changes to parking restrictions and/or linemarking greater than 50m which do not require advertisement within a local newspaper		N	\$0.00	\$1,000.00	\$0.00	\$1,000.00	∞

RefNo	Name	Pricing Policy Category	GST	Year 22/23	Year 23/24			Increase %
				Fee (incl. GST)	Fee (excl. GST)	GST	Fee (incl. GST)	

### 7.27.2 ASSESSMENT OF CONSTRUCTION TRAFFIC MANAGEMENT PLAN (CTMP) BY COUNCIL AS PER DA CONDITION

0587	* CBD		N	\$0.00	\$500.00	\$0.00	\$500.00	∞
0588	* High Density and/or Town Centre areas within North Parramatta, South Parramatta, Epping, Granville, Carlingford & Westmead		N	\$0.00	\$300.00	\$0.00	\$300.00	∞
0589	* All other areas		N	\$0.00	\$100.00	\$0.00	\$100.00	∞

### 7.27.3 SPECIAL EVENTS (EXCLUDING FREE PUBLIC ENTRY EVENTS OR STREET PARTIES)

#### 7.27.3.1 ASSESSMENT OF SPECIAL EVENT TRAFFIC MANAGEMENT PLAN (SETMP)

0590	Low Impact - Class 3 as per TfNSW Guide to Traffic and Transport Management for Special Events		N	\$0.00	\$200.00	\$0.00	\$200.00	∞
0591	High Impact - Class 2 and above as per TfNSW Guide to Traffic and Transport Management for Special Events		N	\$0.00	\$1,000.00	\$0.00	\$1,000.00	∞

### 7.27.4 WORK ZONES

0592	Application Fee (non-refundable; processing time: approximately 8 weeks)	R	N	\$1,578.00	\$1,735.00	\$0.00	\$1,735.00	9.95%
0593	Urgency fee for Works Zone approval within 5 weeks for new applications and within 3 weeks for amendments to existing Works Zones (in addition to application fee)	R	N	\$789.00	\$867.00	\$0.00	\$867.00	9.89%

#### 7.27.4.1 ADDITIONAL WEEKLY CHARGE PER METRE LENGTH OF 'WORKS ZONE', TEMPORARY 'NO PARKING' & 'NO STOPPING' ASSOCIATED WITH CONSTRUCTION ON NARROW ROADS

0594	CBD	R	N	\$72.00	\$80.00	\$0.00	\$80.00	11.11%
------	-----	---	---	---------	---------	--------	---------	--------

continued on next page ...

Page 77 of 217

RefNo	Name	Pricing Policy Category	GST	Year 22/23	Year 23/24			Increase %
				Fee (incl. GST)	Fee (excl. GST)	GST	Fee (incl. GST)	

#### ADDITIONAL WEEKLY CHARGE PER METRE LENGTH OF 'WORKS ZONE', TEMPORARY 'NO PARKING' & 'NO STOPPING' ASSOCIATED WITH CONSTRUCTION ON NARROW ROADS [continued]

0595	* High Density and/or Town Centre areas within North Parramatta, South Parramatta & Epping + Granville, Carlingford & Westmead	R	N	\$47.00	\$51.00	\$0.00	\$51.00	8.51%
0596	All other areas	R	N	\$15.00	\$16.50	\$0.00	\$16.50	10.00%
0597	Amendment of existing work zone fee	R	N	\$678.00	\$1,735.00	\$0.00	\$1,735.00	155.90%

#### 7.27.5 ROAD/FOOTPATH OCCUPANCY

0598	Application Fee (non-refundable; processing time: generally, 3 days, Road Closures 10 working days)	R	N	\$79.80	\$87.80	\$0.00	\$87.80	10.03%
0599	Urgency fee for Road Occupancy approval within 24 hours (in addition to application fee, excluding Road Closures)	R	N	\$79.80	\$87.80	\$0.00	\$87.80	10.03%

#### 7.27.5.1 DAILY ADMINISTRATION AND MONITORING FEE FOR OCCUPYING ROAD AND/OR FOOTPATH

0601	* CBD		N	\$0.00	\$235.00	\$0.00	\$235.00	∞
0603	* High Density and/or Town Centre areas within North Parramatta, South Parramatta & Epping + Granville, Carlingford & Westmead		N	\$0.00	\$140.00	\$0.00	\$140.00	∞
0604	* All other areas		N	\$0.00	\$80.00	\$0.00	\$80.00	∞

#### 7.27.5.2 DAILY FEE FOR FULL FOOTPATH OR FULL NATURESTRIP CLOSURES (IN ADDITION TO OTHER RELEVANT FEES)

0600	* Per metre length of full footpath closure in the CBD		N	\$0.00	\$12.10	\$0.00	\$12.10	∞
------	--	--	---	--------	---------	--------	---------	---

continued on next page ...

Page 78 of 217



RefNo	Name	Pricing Policy Category	GST	Year 22/23	Year 23/24			Increase %
				Fee (incl. GST)	Fee (excl. GST)	GST	Fee (incl. GST)	

### DAILY FEE FOR FULL FOOTPATH OR FULL NATURESTRIP CLOSURES (IN ADDITION TO OTHER RELEVANT FEES) [continued]

0602	* Per metre length of full footpath closure in High Density and/or Town Centre areas within North Parramatta, South Parramatta, Epping, Granville, Carlingford & Westmead		N	\$0.00	\$7.70	\$0.00	\$7.70	∞
0605	* Per metre length all other areas (not applied if also occupying a road lane)		N	\$0.00	\$2.00	\$0.00	\$2.00	∞

### 7.27.5.3 DAILY FEE PER METRE LENGTH PER LANE UP TO 2 LANES OF ROAD LANE OR PER AT-GRADE CAR PARK SPACE OCCUPIED (IN ADDITION TO OTHER RELEVANT FEES)

0606	CBD	R	N	\$11.00	\$12.10	\$0.00	\$12.10	10.00%
0607	* High Density and/or Town Centre areas within North Parramatta, South Parramatta, Epping, Granville, Carlingford & Westmead	R	N	\$7.00	\$7.70	\$0.00	\$7.70	10.00%
0608	All other areas	R	N	\$5.00	\$2.50	\$0.00	\$2.50	-50.00%

### 7.27.5.4 DAILY FEE PER METRE LENGTH OF EACH SUBSEQUENT ROAD LANES OCCUPIED (IN ADDITION TO OTHER RELEVANT FEES)

0609	* CBD		N	\$0.00	\$15.00	\$0.00	\$15.00	∞
0610	* High Density and/or Town Centre areas within North Parramatta, South Parramatta, Epping, Granville, Carlingford & Westmead		N	\$0.00	\$9.63	\$0.00	\$9.63	∞
0611	* All other areas		N	\$0.00	\$2.50	\$0.00	\$2.50	∞

### 7.27.6 BUILDING WASTE CONTAINERS

#### 7.27.6.1 UNDER 10M3 PER CONTAINER

0612	Application fee (includes one day or part thereof usage fee)	R	N	\$38.00	\$41.80	\$0.00	\$41.80	10.00%
------	--	---	---	---------	---------	--------	---------	--------

continued on next page ...

Page 79 of 217

RefNo	Name	Pricing Policy Category	GST	Year 22/23	Year 23/24			Increase %
				Fee (incl. GST)	Fee (excl. GST)	GST	Fee (incl. GST)	

**UNDER 10M3 PER CONTAINER** [continued]

0613	Additional fee for each additional day or part thereof	R	N	\$38.00	\$41.80	\$0.00	\$41.80	10.00%
------	--	---	---	---------	---------	--------	---------	--------

**7.27.6.2 OVER 10M3 PER CONTAINER PER DAY OR PART THEREOF**

0614	Application fee (includes one day or part thereof usage fee)	R	N	\$68.00	\$74.80	\$0.00	\$74.80	10.00%
0615	Additional fee for each additional day or part thereof	R	N	\$68.00	\$74.80	\$0.00	\$74.80	10.00%
0616	Urgency fee for Waste Container approval within 24 hours (in addition to the above fee)	R	N	\$39.00	\$42.90	\$0.00	\$42.90	10.00%

**7.27.7 RESIDENT PARKING PERMIT**

0617	Purchase and renewal fee – ordinary	H	N	\$15.00	\$16.50	\$0.00	\$16.50	10.00%
0618	Purchase and renewal fee – full pensioners, full time students, and unemployed	F	N	\$8.00	\$8.80	\$0.00	\$8.80	10.00%
0619	Replacement Parking Permit – ordinary	H	N	\$8.00	\$8.80	\$0.00	\$8.80	10.00%
0620	Replacement Parking Permit – full pensioners, full time students, and unemployed	F	N	\$4.00	\$4.40	\$0.00	\$4.40	10.00%

**7.27.8 BUSINESS PARKING PERMIT**

0621	Purchase and renewal fee	H	N	\$44.00	\$48.40	\$0.00	\$48.40	10.00%
0622	Replacement Parking Permit	H	N	\$44.00	\$44.00	\$0.00	\$44.00	0.00%

**7.27.9 TRANSFERRABLE RESIDENT VISITORS PARKING PERMIT**

0623	Purchase and renewal fee – ordinary	H	N	\$15.00	\$16.50	\$0.00	\$16.50	10.00%
0624	Purchase and renewal fee – full pensioners, full time students, and unemployed	F	N	\$8.00	\$8.80	\$0.00	\$8.80	10.00%

continued on next page ...

Page 80 of 217

RefNo	Name	Pricing Policy Category	GST	Year 22/23	Year 23/24			Increase %
				Fee (incl. GST)	Fee (excl. GST)	GST	Fee (incl. GST)	

**TRANSFERRABLE RESIDENT VISITORS PARKING PERMIT** [continued]

0625	Replacement Parking Permit – ordinary	H	N	\$8.00	\$8.80	\$0.00	\$8.80	10.00%
0626	Replacement Parking Permit – full pensioners, full time students, and unemployed	F	N	\$4.00	\$4.40	\$0.00	\$4.40	10.00%

**7.27.10 ON-STREET AND OFF STREET CAR SHARE SPACES IN THE PARRAMATTA CBD CORE**

0627	Initial Application Fee*	N/A	N	\$4,428.00	\$4,870.80	\$0.00	\$4,870.80	10.00%
0628	Annual (Renewal) Application Fee*	N/A	N	\$4,428.00	\$4,870.80	\$0.00	\$4,870.80	10.00%
0629	Replacement Parking Permit Application Fee	N/A	N	\$84.00	\$92.40	\$0.00	\$92.40	10.00%

**7.27.11 ON-STREET AND OFF-STREET CAR SHARE SPACES OUTSIDE THE PARRAMATTA CBD CORE**

The Parramatta CBD core is defined as the area bounded by Victoria Road, Wilde Avenue, Parramatta River, Macarthur Street, Harris Street, Parkes Street, Great Western Highway, Pitt Street, Macquarie Street and O'Connell Street.

0630	Initial Application Fee*	N/A	N	\$429.00	\$471.90	\$0.00	\$471.90	10.00%
0631	Annual (Renewal) Fee*	H	N	\$171.00	\$188.10	\$0.00	\$188.10	10.00%
0632	Replacement Parking Permit Application Fee	N/A	N	\$84.00	\$92.40	\$0.00	\$92.40	10.00%
0633	Plus Annual usage fee per car share space where it replaces a metered parking car space	N/A	N	\$2,583.00	\$2,841.30	\$0.00	\$2,841.30	10.00%

**7.27.12 USER PAY PARKING SIGNS (INCLUDING TEMPORARY BUS ZONES)**

0634	Administration fee (not related to Development Consent)		Y	\$0.00	\$182.27	\$18.23	\$200.50	∞
0635	Installation/ relocation/ maintenance - per sign	H	Y	\$73.00	\$72.97	\$7.30	\$80.27	9.96%
0636	Installation/ relocation/ maintenance - per post	H	Y	\$273.00	\$273.18	\$27.32	\$300.50	10.07%

RefNo	Name	Pricing Policy Category	GST	Year 22/23	Year 23/24			Increase %
				Fee (incl. GST)	Fee (excl. GST)	GST	Fee (incl. GST)	

### 7.27.13 OVERSIZE VEHICLE ACCESS ON LOCAL ROAD

0637	Permit Fee as set by National Heavy Vehicle Regulator	M	N	\$76.00	\$83.60	\$0.00	\$83.60	10.00%
------	---	---	---	---------	---------	--------	---------	--------

### 7.27.14 LINEMARKING OF DRIVEWAYS

0638	Installation per driveway (for first driveway)	I	N	\$311.00	\$311.73	\$0.00	\$311.73	0.23%
0639	Installation per driveway (for second or more driveways)	I	N	\$216.00	\$216.36	\$0.00	\$216.36	0.17%

### 7.27.15 DIRECTIONAL COMMUNITY SIGNS

0640	Installation – sign only	I	Y	\$489.00	\$488.54	\$48.85	\$537.39	9.90%
0641	Installation – sign and post	I	Y	\$735.00	\$735.18	\$73.52	\$808.70	10.03%

### 7.27.16 ELECTRIC VEHICLE CHARGING INFRASTRUCTURE ON COUNCIL ROADS

0642	Regulated EV charging space monitoring and administration fee (excludes sign installation/ maintenance and any lease/license agreements)		N					\$10 annually
------	--	--	---	--	--	--	--	---------------

## 8 ENVIRONMENT & SUSTAINABILITY

### 8.1 GIS DRAINAGE SEARCH & PLAN SERVICE

0643	Plan search fee – Cost/ half-hour and part thereof	N	N	\$111.05	\$117.00	\$0.00	\$117.00	5.36%
0644	Plan copy fee	N	N	\$44.90	\$47.50	\$0.00	\$47.50	5.79%

### 8.2 REPAIR/RECONSTRUCTION OF STORMWATER DRAINAGE PITS/PIPES

0645	Junction Pit – New Stormwater Pit size 900mm square and 1.2m depth with heavy duty gatic cover	I	Y	\$3,690.50	\$7,000.00	\$700.00	\$7,700.00	108.64%
------	--	---	---	------------	------------	----------	------------	---------

RefNo	Name	Pricing Policy Category	GST	Year 22/23	Year 23/24			Increase %
				Fee (incl. GST)	Fee (excl. GST)	GST	Fee (incl. GST)	

## REPAIR/RECONSTRUCTION OF STORMWATER DRAINAGE PITS/PIPES [continued]

0646	Inlet Pit – New Stormwater Pit size 600mm square and 1.2m depth with Grate only (Bicycle Safe Grate and Frame)	I	Y	\$4,631.80	\$7,000.00	\$700.00	\$7,700.00	66.24%
0647	Road Grated Kerb Inlet Pit – New Stormwater Pit size 600mm X 1200mm and 1.2m depth with Grate (Bicycle Safe Grate and Frame) and Extended Kerb Inlet Lintel 3.7m long (external)	I	Y	\$7,129.25	\$9,000.00	\$900.00	\$9,900.00	38.86%
0648	Pipe 375mm Diameter pipe-Reinforced Concrete Rubber Ring Spigot and Socket Jointed Class 3 – 1.2m deep	I	Y	\$1,387.99	\$1,800.00	\$180.00	\$1,980.00	42.65%
0649	Independent professional engineering services relating to private development	I	Y	\$0.00	\$0.00	\$0.00	\$0.00	0.00%
0650	Minimum charge	I	Y	\$2,200.00	\$2,100.00	\$210.00	\$2,310.00	5.00%
0651	Per Hour	I	Y	\$330.00	\$315.45	\$31.55	\$347.00	5.15%

## 8.3 STANDARD DRAWINGS & FLOOD DATA

0652	Issue copy of standard drawings / drainage map(s)	N	N	\$0.00	\$20.00	\$0.00	\$20.00	∞
0653	Issue copy of flood model information		N	\$0.00	\$556.00	\$0.00	\$556.00	∞
0654	Issue copy of reports / flood studies	N	N	\$0.00	\$150.00	\$0.00	\$150.00	∞

## 8.4 STORMWATER DESIGN CHECKING & APPROVALS

0656	All Other Drainage Related Development Assessments	J	N	\$0.00	\$2,500.00	\$0.00	\$2,500.00	∞
------	--	---	---	--------	------------	--------	------------	---

continued on next page ...

Page 83 of 217

RefNo	Name	Pricing Policy Category	GST	Year 22/23	Year 23/24			Increase %
				Fee (incl. GST)	Fee (excl. GST)	GST	Fee (incl. GST)	

## STORMWATER DESIGN CHECKING & APPROVALS [continued]

0655	Site Stormwater drainage connections	J	N	\$0.00	\$556.00	\$0.00	\$556.00	∞
------	--------------------------------------	---	---	--------	----------	--------	----------	---

## 8.5 STORMWATER SITE INSPECTIONS & REVIEWS

0657	Site inspection and assessment	I	N	\$139.75	\$147.00	\$0.00	\$147.00	5.19%
0658	Preparation of report	I	N	\$74.60	\$556.00	\$0.00	\$556.00	645.31%
0659	Final Handover Inspection & Review	J	N	\$0.00	\$556.00	\$0.00	\$556.00	∞

Fee Charged per Assessment

## 8.6 WRITTEN FLOOD LEVELS

### 8.6.1 FLOOD LEVELS AND STORMWATER SYSTEM/DATA SEARCH

0660	Residential	N	N	\$236.35	\$248.50	\$0.00	\$248.50	5.14%
0661	Development – Duplex +	N	N	\$325.00	\$342.00	\$0.00	\$342.00	5.23%
0662	Commercials	N	N	\$569.65	\$599.00	\$0.00	\$599.00	5.15%

## 9 PARKS & OPEN SPACE

0663	Fees for Tree Offset Planting	I	N	\$390.00	\$373.00	\$0.00	\$373.00	-4.36%
0664	High Significance Tree 5:1	I	N	\$1,949.95	\$1,865.00	\$0.00	\$1,865.00	-4.36%
0665	Medium Significance Tree 3:1	I	N	\$1,169.95	\$1,120.00	\$0.00	\$1,120.00	-4.27%
0666	Low Significance Tree 1:1	I	N	\$390.00	\$373.00	\$0.00	\$373.00	-4.36%

### 9.1 COUNCIL RESERVE & STREET TREE BONDS

Refundable security bonds for existing Council reserve and street trees required to be protected as part of a complying development or development consent

0667	Existing Council reserve and street tree refundable security bonds	N	N	As valued by THYER tree evaluation method (bond range between \$2,000 and \$10,000)				
0668	Council reserve and/or street tree inspections	N	N	Minimum \$250 and per tree for every 1-10 additional trees thereafter				

Includes re-inspection where non-compliant



RefNo	Name	Pricing Policy Category	GST	Year 22/23	Year 23/24			Increase %
				Fee (incl. GST)	Fee (excl. GST)	GST	Fee (incl. GST)	

## 9.2 OPEN SPACE WORKS & STREET TREES

Where new or upgraded open spaces and street trees are delivered by developers and require officers to assess plans and undertake inspections at hold points, practical completion and handover

0669	Open Space Works Inspections (Hold Point / Practical Completion / Handover)	N	Y	\$0.00	\$280.00	\$28.00	\$308.00	∞
Includes re-inspection where non-compliant								
0670	New Public Domain Tree Planting Inspections		N	Minimum \$250 and per tree for every 1-10 additional trees thereafter				
Includes re-inspection where non-compliant								
0671	Assessment and/ or approval of public open space and street tree plans and specifications for DA and VPA	N	N	\$0.00	\$600.00	\$0.00	\$600.00	∞
(Minimum of 4 hours)								
0672	Assessment and/ or approval of public open space and street tree plans and specifications for DA and VPA	N	N	\$0.00	\$180.00	\$0.00	\$180.00	∞
Additional hours								

## 9.3 TEMPORARY ACCESS VIA PARK

0673	Key Bond	N	N	\$0.00	\$150.00	\$0.00	\$150.00	∞
0674	Application Fee	N	N	\$0.00	\$200.00	\$0.00	\$200.00	∞
0675	Inspection Fee	N	N	\$0.00	\$150.00	\$0.00	\$150.00	∞
0676	Damage deposit/ bond	N	N	\$0.00	\$1,500.00	\$0.00	\$1,500.00	∞
0677	Damage deposit/ bond - Non Resident/ Commercial/ Corporate	N	N	\$0.00	\$3,000.00	\$0.00	\$3,000.00	∞

## 10 AQUATIC FACILITIES

### 10.1 EPPING AQUATIC CENTRE AND MACARTHUR GIRLS HIGH SCHOOL.

Recreational swimming only available at Epping Aquatic Centre. Macarthur Girls High School Pool is only available for Swim School programming and lap swimming.

0678	Adult Entry (ages 18 and over)	C	Y	\$7.15	\$6.82	\$0.68	\$7.50	4.90%
------	--------------------------------	---	---	--------	--------	--------	--------	-------

RefNo	Name	Pricing Policy Category	GST	Year 22/23	Year 23/24			Increase %
				Fee (incl. GST)	Fee (excl. GST)	GST	Fee (incl. GST)	

## EPHING AQUATIC CENTRE AND MACARTHUR GIRLS HIGH SCHOOL. [continued]

0679	Child Entry (ages 5 to 17 inclusive)	C	Y	\$5.30	\$5.00	\$0.50	\$5.50	3.77%
0680	Spectator Fee	C	Y	\$3.80	\$3.45	\$0.35	\$3.80	0.00%
0681	Child Entry (ages 4 and under) – Free	A	N	No Fee				
0682	Family Entry (up to 2 adults and 2 children or 1 adult and 3 children) Epping Aquatic Only	C	Y	\$22.59	\$21.55	\$2.15	\$23.70	4.91%
0683	Family B1 (2 adults + 3 children/ 1 adult + 4 children) Epping Aquatic Only	C	Y	\$23.64	\$22.55	\$2.25	\$24.80	4.91%
0684	Family B2 (2 adults + 5 or 6 children) Epping Aquatic Only	C	Y	\$33.10	\$31.54	\$3.15	\$34.70	4.83%
0685	Family C (8 + people) Epping Aquatic Only	C	Y	\$35.50	\$33.91	\$3.39	\$37.30	5.07%
0686	Concession Entry (holders of a Pensioner Concession Card, Health Care Card or Commonwealth Seniors Health Card issued by Centre link or a Pensioner Concession Card issued by Department of Veterans' Affairs, Student card (school, TAFE, University or other formal educational provider))	C	Y	\$5.30	\$4.82	\$0.48	\$5.30	0.00%
0687	Free Aquatic entry for seniors and disability card holders	C	N	No Fee				

Council is to dedicate one day each week for free entry for seniors who are eligible for Senior's Card under NSW Government's scheme and disability card holders and their carers to Council's aquatic centres and reside in the Parramatta LGA

### 10.1.1 SCHOOL GROUPS AND PROGRAMS - EPPING AQUATIC CENTRE

0688	School Group Entry per person	F	Y	\$0.00	\$4.36	\$0.44	\$4.80	∞
Subject to official booking made in advance. School hours only, 9:00am-3:00pm.								
0689	Aqua/Dry Programs	C	Y	Price on application				

RefNo	Name	Pricing Policy Category	GST	Year 22/23	Year 23/24			Increase %
				Fee (incl. GST)	Fee (excl. GST)	GST	Fee (incl. GST)	

### 10.1.1.1 SWIMMING CARNIVAL

0690	Swimming Carnival (Day) – full day (up to 6 hours) – use of the 50m pool only (Parramatta LGA) PLUS normal Pool entry	C	Y	\$472.70	\$451.09	\$45.11	\$496.20	4.97%
Use of additional facilities will attract normal hire rates Epping Aquatic Centre ONLY								
0691	Swimming Carnival (Day) – full day (up to 6 hours) – use of the 50m pool only (Non-Parramatta LGA) PLUS normal Pool entry	C	Y	\$567.35	\$541.55	\$54.15	\$595.70	5.00%
Use of additional facilities will attract normal hire rates Epping Aquatic Centre ONLY								
0692	Half Day (Parramatta LGA School ONLY) Epping Aquatic Centre ONLY	C	Y	\$236.40	\$225.64	\$22.56	\$248.20	4.99%
0693	Cancellation Fee	C	Y	\$248.50	\$237.19	\$23.72	\$260.90	4.99%
Epping Aquatic Centre ONLY								
0694	Cleaning Fee	C	Y	\$118.25	\$112.82	\$11.28	\$124.10	4.95%
Epping Aquatic Centre ONLY								
0695	Additional Supervising Staff (pp p/hr)	C	Y	\$59.09	\$56.46	\$5.65	\$62.10	5.09%
Epping Aquatic Centre ONLY								
0696	Late Fee (per 15 mins or part thereof)	C	Y	\$59.09	\$56.46	\$5.65	\$62.10	5.09%
Epping Aquatic Centre ONLY								
0697	Swimming Carnival (Evening) – after 6pm (Plus normal Pool entry) Epping Aquatic Centre ONLY	C	Y	Price provided on application + Normal Pool Entry (+ GST)				
Epping Aquatic Centre ONLY								

### 10.1.1.2 SCHOOL FUN DAYS

0698	Entry to and use of Leisure area – School Hours Only – per entry	C	Y	\$12.50	\$11.36	\$1.14	\$12.50	0.00%
Subject to Official Booking								

RefNo	Name	Pricing Policy Category	GST	Year 22/23	Year 23/24			Increase %
				Fee (incl. GST)	Fee (excl. GST)	GST	Fee (incl. GST)	

**10.1.1.2.1 SCHOOL FUN DAYS EPPING AQUATIC CENTRE ONLY**

0699	Entry to and use of Waterslide – School Hours Only – per entry	C	Y	\$9.45	\$9.00	\$0.90	\$9.90	4.76%
Subject to Official Booking								

**10.1.1.3 PUBLIC PROGRAMS – EPPING AQUATIC CENTRE ONLY (SHOULD THIS SAY PAC?)**

0700	Public Programs – per person	C	Y	Fee Subject to program characteristics such as duration and equipment provided
Note: that it is not appropriate to determine fees for individual programs – programs provided vary constantly based on community needs, seasonal variances etc. Some programs will cross subsidise others				

**10.1.1.3.1 SQUAD RATES**

0701	Term Fees (1 session per week) 10 Sessions per term (NSW Gov Sch Term)	C	Y	\$167.10	\$151.91	\$15.19	\$167.10	0.00%
------	--	---	---	----------	----------	---------	----------	-------

**10.1.1.3.2 SQUAD RATES – CONCESSION**

0702	Term Fees (1 session per week) 10 Sessions per term (NSW Gov Sch Term)	C	Y	\$167.10	\$151.91	\$15.19	\$167.10	0.00%
------	--	---	---	----------	----------	---------	----------	-------

Aquatic Centres may throughout the year deliver promotional activities specifically for aquatic programs these promotional activities are to be endorsed and approved by management before engagement with the community

**10.1.1.4 AQUA AEROBICS**

0703	Casual – Adult	C	Y	\$14.80	\$14.09	\$1.41	\$15.50	4.73%
0704	Concession Casual – Student	C	Y	\$12.40	\$11.72	\$1.17	\$12.90	4.03%
0705	5 ticket – Adult	C	Y	\$62.10	\$59.27	\$5.93	\$65.20	4.99%
0706	Concession 5 ticket – Student	C	Y	\$56.80	\$54.18	\$5.42	\$59.60	4.93%
0707	20 ticket – Adult	C	Y	\$236.40	\$225.64	\$22.56	\$248.20	4.99%
0708	Concession 20 ticket – Student	C	Y	\$200.84	\$191.73	\$19.17	\$210.90	5.01%

**10.1.2 MULTI VISIT PASSES**

0709	Adult 20 Visit Pass	C	Y	\$127.65	\$121.82	\$12.18	\$134.00	4.97%
0710	Child/Pensioners 20 Visit Pass	C	Y	\$95.75	\$76.36	\$7.64	\$84.00	-12.27%
0711	10 visit pass adult	C	Y	\$64.00	\$61.09	\$6.11	\$67.20	5.00%
0712	10 visit pass child/student/pensioner	C	Y	\$48.00	\$40.91	\$4.09	\$45.00	-6.25%
0713	Student 20 Visit Pass	C	Y	\$95.75	\$76.36	\$7.64	\$84.00	-12.27%

continued on next page ...

Page 88 of 217

RefNo	Name	Pricing Policy Category	GST	Year 22/23	Year 23/24			Increase %
				Fee (incl. GST)	Fee (excl. GST)	GST	Fee (incl. GST)	

### MULTI VISIT PASSES [continued]

0714	Spectator 10 visit pass	C	Y	\$33.85	\$30.82	\$3.08	\$33.90	0.15%
0715	Aqua Pass – single entry (Aqua Aerobics)	C	Y	\$10.50	\$10.00	\$1.00	\$11.00	4.76%

### 10.1.3 MEMBERSHIPS

0716	Child Membership – 3 months & concession 3 months	C	Y	\$195.75	\$186.82	\$18.68	\$205.50	4.98%
0717	Adult Membership – 3 months	C	Y	\$256.94	\$245.27	\$24.53	\$269.80	5.01%
0718	Child Membership – 6 months + Concession 6 month membership	C	Y	\$330.90	\$315.82	\$31.58	\$347.40	4.99%
0719	Adult Membership – 6 months	C	Y	\$452.64	\$432.10	\$43.21	\$475.30	5.01%
0720	Family Membership (up to nominated 2 adults and 2 children or 1 adult and 3 children)	C	Y	\$0.00	\$0.00	\$0.00	\$0.00	0.00%
0721	Family 6 months membership	C	Y	\$508.20	\$485.09	\$48.51	\$533.60	5.00%
0722	Each additional child on the 6 month family membership	C	Y	\$172.55	\$164.63	\$16.46	\$181.10	4.96%
0723	Family 3 months membership	C	Y	\$294.30	\$280.91	\$28.09	\$309.00	4.99%
0724	Each additional child on the 3 month family membership	C	Y	\$88.10	\$84.09	\$8.41	\$92.50	4.99%

### 10.1.4 SWIM SCHOOL

0725	Adult Cost per lesson – 1 lesson per week	C	N	\$18.40	\$19.30	\$0.00	\$19.30	4.89%
0726	Child Cost per lesson – 1 lesson per week	C	N	\$18.40	\$19.30	\$0.00	\$19.30	4.89%
0727	Cancellation Fee for School Picnic Days Epping Aquatic Centre ONLY	C	Y	\$59.09	\$56.37	\$5.64	\$62.00	4.92%

RefNo	Name	Pricing Policy Category	GST	Year 22/23	Year 23/24			Increase %
				Fee (incl. GST)	Fee (excl. GST)	GST	Fee (incl. GST)	

**10.1.4.1 SWIM SCHOOL – CONCESSION**

0728	Adult concession rate 10 weeks – 1 lesson per week	C	N	\$15.50	\$15.50	\$0.00	\$15.50	0.00%
0729	Child concession rate 10 weeks – 1 lesson per week	C	N	\$15.50	\$15.50	\$0.00	\$15.50	0.00%

**10.1.4.2 SWIM SCHOOL – CONCESSION**

0730	Adult concession rate 10 weeks – 1 lesson per week	C	N	\$12.41	\$13.00	\$0.00	\$13.00	4.75%
0731	Child concession rate 10 weeks – 1 lesson per week	C	N	\$12.41	\$13.00	\$0.00	\$13.00	4.75%

**10.1.4.3 SCHOOL – LEARN TO SWIM**

Learn-to-Swim

LTS: 10% discount for 2 or more lessons a week per term

Promotional offers and marketing campaigns may be offered that vary the Swim School Charges above at the discretion of the Manager Social and Community Services &amp; Service Manager Recreation Facilities &amp; Programs

0732	Child – Per Lesson (Parramatta LGA) 45 minute class	C	N	\$12.00	\$12.00	\$0.00	\$12.00	0.00%
0733	Child – Per Lesson (non-Parramatta LGA)	C	N	\$13.50	\$13.50	\$0.00	\$13.50	0.00%
0734	Private Swimming Lesson/30 minute class	C	N	\$67.50	\$67.50	\$0.00	\$67.50	0.00%

Private learn to swim lessons (Per Lesson)

**10.1.4.4 HOLIDAY INTENSIVE PROGRAM**

0735	Adult/per lesson	C	N	\$21.00	\$21.00	\$0.00	\$21.00	0.00%
0736	Child/per lesson	C	N	\$21.00	\$21.00	\$0.00	\$21.00	0.00%

**10.1.4.5 HOLIDAY INTENSIVE PROGRAM**

0737	Adult	C	N	\$18.40	\$19.30	\$0.00	\$19.30	4.89%
0738	Child	C	N	\$18.40	\$19.30	\$0.00	\$19.30	4.89%

**10.1.4.6 HOLIDAY INTENSIVE PROGRAM – CONCESSION**

0739	Adult concession rate/per lesson	C	N	\$15.50	\$15.50	\$0.00	\$15.50	0.00%
0740	Child concession rate/per lesson	C	N	\$15.50	\$15.50	\$0.00	\$15.50	0.00%

**10.1.4.7 HOLIDAY INTENSIVE PROGRAM – CONCESSION**

0741	Adult concession rate	C	N	\$13.65	\$14.30	\$0.00	\$14.30	4.76%
0742	Child concession rate	C	N	\$13.65	\$14.30	\$0.00	\$14.30	4.76%



RefNo	Name	Pricing Policy Category	GST	Year 22/23	Year 23/24			Increase %
				Fee (incl. GST)	Fee (excl. GST)	GST	Fee (incl. GST)	

#### 10.1.4.8 LEARN TO SWIM

Learn-to-Swim

LTS: 10% discount for 2 or more lessons a week per term

Promotional offers and marketing campaigns may be offered that vary the Swim School Charges above at the discretion of the Manager Social and Community Services & Service Manager Recreation Facilities & Programs

0743	Child per lesson (Parramatta LGA) Epping Aquatic Centre ONLY	C	N	\$10.70	\$11.20	\$0.00	\$11.20	4.67%
0744	Child per lesson (non-Parramatta LGA) Epping Aquatic Centre ONLY	C	N	\$11.80	\$12.40	\$0.00	\$12.40	5.08%
0745	Aquatic / Life Saving Program – Price on application Epping Aquatic Centre ONLY – Private learn to swim lessons (Per Lesson)	C	N	\$70.89	\$74.40	\$0.00	\$74.40	4.95%
0746	Aqua/Dry Programs	C	Y	Price on application				

#### 10.1.5 PUBLIC PROGRAMS

Per person

Note: that it is not appropriate to determine fees for individual programs – programs provided vary constantly based on community needs, seasonal variances etc. Some programs will cross subsidise others

##### 10.1.5.1 SQUAD RATES

0747	Term Fees (1 session per week) 10 Sessions per term (NSW Gov Sch Term)	C	Y	\$160.00	\$145.45	\$14.55	\$160.00	0.00%
------	--	---	---	----------	----------	---------	----------	-------

##### 10.1.5.2 SQUAD RATES – CONCESSION

0748	Term Fees (1 session per week) 10 Sessions per term (NSW Gov Sch Term)	C	Y	\$140.00	\$127.27	\$12.73	\$140.00	0.00%
------	--	---	---	----------	----------	---------	----------	-------

Aquatic Centres may throughout the year deliver promotional activities specifically for aquatic programs these promotional activities are to be endorsed and approved by management before engagement with the community

RefNo	Name	Pricing Policy Category	GST	Year 22/23	Year 23/24			Increase %
				Fee (incl. GST)	Fee (excl. GST)	GST	Fee (incl. GST)	

## 10.2 PARRAMATTA AQUATIC CENTRE

Note: With the new Parramatta Aquatic Centre due to open in 2023, the proposed pricing policy for services is listed here. Full conditions, inclusions and exclusions associated with fees will be available from the PAC website. Credit card surcharges will apply. Under Section 610E of the Local Government Act 1993 Council may reduce a fee as part of a marketing campaign or social benefit program under the pricing principle of stimulus (D) or equity (F). Such a campaign will be determined under delegation to the Executive Director Community Services.

Fees that were established in 2022/23 are proposed to continue through 2023/24 before having standard indexation applied in future years.

Admission of Fitness Passport members, and any inclusions or exclusions, is subject to the successful execution of an agreement with the providers of Fitness Passport.

### 10.2.1 AQUATIC FACILITIES

0749	Adult Entry (ages 18 and over)	C	Y	\$8.70	\$7.91	\$0.79	\$8.70	0.00%
0750	Child Entry (ages 6 to 17 inclusive)	C	Y	\$6.00	\$5.00	\$0.50	\$5.50	-8.33%
0751	Spectator Fee	C	Y	\$4.20	\$3.82	\$0.38	\$4.20	0.00%
0752	Child Entry (ages 5 and under) – Free	A	N	No fee				
0753	NSW Police, Pilot and Defence Force Swim Assessment	C	Y	\$10.00	\$9.09	\$0.91	\$10.00	0.00%
0754	Family Entry (2 adults and 2 children)	C	Y	\$27.00	\$19.09	\$1.91	\$21.00	-22.22%
0755	Family Entry A1 (1 adult and 3 children)	C	Y	\$24.50	\$17.27	\$1.73	\$19.00	-22.45%
0756	Family Entry A2 (1 adult and 4 children)	C	Y	\$29.45	\$20.91	\$2.09	\$23.00	-21.90%
0757	Family B1 (2 adults + 3 children)	C	Y	\$31.90	\$22.73	\$2.27	\$25.00	-21.63%
0758	Family B2 (2 adults + 5 or 6 children)	C	Y	\$45.00	\$30.45	\$3.05	\$33.50	-25.56%
0759	Family C (8 + people)	C	Y	\$50.00	\$38.18	\$3.82	\$42.00	-16.00%
0760	Concession Entry	C	Y	\$5.50	\$5.00	\$0.50	\$5.50	0.00%

Holders of a Pensioner Concession Card, Health Care Card or Commonwealth Seniors Health Card issued by Centrelink or a Pensioner Concession Card issued by Department of Veterans' Affairs, concession eligible Student card (school, TAFE, University or other formal educational provider)

0761	Free Aquatic entry for seniors and disability card holders	C	N						100% Discount
------	--	---	---	--	--	--	--	--	---------------

Council is to dedicate one day each week (Tuesday) for free entry for seniors who are eligible for Senior's Card under NSW Government's scheme and disability card holders and their carers to Council's aquatic centres and reside in the Parramatta LGA

RefNo	Name	Pricing Policy Category	GST	Year 22/23	Year 23/24			Increase %
				Fee (incl. GST)	Fee (excl. GST)	GST	Fee (incl. GST)	

### AQUATIC FACILITIES [continued]

0762	School Groups (subject to official booking made prior to entry – school hours only 9:00am – 3:00pm)	C	Y	\$4.80	\$4.36	\$0.44	\$4.80	0.00%
------	---	---	---	--------	--------	--------	--------	-------

#### 10.2.1.1 OTHER ENTRY FEES – POOLS

0763	School Group Entry per person	F	Y	\$0.00	\$4.36	\$0.44	\$4.80	∞
------	-------------------------------	---	---	--------	--------	--------	--------	---

Subject to official booking made in advance. School hours only, 9:00am-3:00pm.

#### 10.2.1.2 POOL ENTRY VISIT PASSES

0764	Adult 20 Visit Pass	C	Y	\$147.90	\$134.55	\$13.46	\$148.01	0.07%
0765	Child and Concession 20 Visit Pass	C	Y	\$84.00	\$76.36	\$7.64	\$84.00	0.00%

Children 17 years and under and Holders of a Pensioner Concession Card, Health Care Card or Commonwealth Seniors Health Card issued by Centrelink or a Pensioner Concession Card issued by Department of Veterans' Affairs, concession eligible Student card (school, TAFE, University or other formal educational provider)

0766	Adult 10 Visit Pass	C	Y	\$78.30	\$71.36	\$7.14	\$78.50	0.26%
0767	Child / Concession 10 Visit Pass	C	Y	\$45.00	\$40.91	\$4.09	\$45.00	0.00%
0768	Spectator 10 visit pass	C	Y	\$37.80	\$34.36	\$3.44	\$37.80	0.00%

#### 10.2.1.3 SAUNA/SPA/STEAM

Patrons over the age of 16 years.

0769	Member entry to Sauna/Steam/Spa	N	Y	\$0.00	\$8.45	\$0.85	\$9.30	∞
------	---------------------------------	---	---	--------	--------	--------	--------	---

Can be used by membership holders who do not Sauna/Steam/Spa included within their membership.

0770	Sauna/Steam/Spa (includes pool entry)	C	Y	\$18.00	\$16.36	\$1.64	\$18.00	0.00%
0771	Concession: Sauna/Steam/Spa (Includes pool entry)	C	Y	\$15.00	\$13.64	\$1.36	\$15.00	0.00%
0772	Sauna/Steam/Spa 10 Visit Pass (includes pool entry)	C	Y	\$162.00	\$147.27	\$14.73	\$162.00	0.00%
0773	Concession: Sauna/Steam/Spa 10 Visit Pass (Includes pool entry)	C	Y	\$135.00	\$122.73	\$12.27	\$135.00	0.00%
0774	Sauna/Steam/Spa 20 Visit Pass (Includes pool entry)	C	Y	\$306.00	\$278.18	\$27.82	\$306.00	0.00%

continued on next page ...

Page 93 of 217

RefNo	Name	Pricing Policy Category	GST	Year 22/23	Year 23/24			Increase %
				Fee (incl. GST)	Fee (excl. GST)	GST	Fee (incl. GST)	

**SAUNA/SPA/STEAM** [continued]

0775	Concession: Sauna/Steam/Spa 20 Visit Pass (Includes pool entry)	C	Y	\$255.00	\$231.82	\$23.18	\$255.00	0.00%
------	---	---	---	----------	----------	---------	----------	-------

**10.2.2 WELLNESS / FITNESS FACILITIES**

0776	Adult entry (includes pool access)	C	Y	\$23.00	\$20.91	\$2.09	\$23.00	0.00%
0777	Concession Entry (includes pool access)	C	Y	\$19.00	\$17.27	\$1.73	\$19.00	0.00%

Holders of a Pensioner Concession Card, Health Care Card or Commonwealth Seniors Health Card issued by Centrelink or a Pensioner Concession Card issued by Department of Veterans' Affairs, concession eligible Student card (school, TAFE, University or other formal educational provider)

0778	Adult 20 Visit Pass	C	Y	\$414.00	\$376.36	\$37.64	\$414.00	0.00%
0779	Concession 20 Visit Pass	C	Y	\$342.00	\$310.91	\$31.09	\$342.00	0.00%

**10.2.2.1 PERSONAL TRAINING AND ASSESSMENTS**

0785	Fitness Scan and Assessment	N	Y	\$0.00	\$36.36	\$3.64	\$40.00	∞
0780	Personal Training 1:1 - 1 hour session - 3 session pack	N	Y	\$0.00	\$184.09	\$18.41	\$202.50	∞
0787	Personal Training 1:1 - 30 minute session	N	Y	\$0.00	\$45.45	\$4.55	\$50.00	∞
0783	Personal Training 1:1 - 30 minute session - 10 session pack	N	Y	\$0.00	\$409.09	\$40.91	\$450.00	∞
0784	Personal Training 1:1 - 30 minute session - 3 session pack	N	Y	\$0.00	\$122.73	\$12.27	\$135.00	∞
0788	Personal Training Small Group (2 to 4) - 1 hour session per person	N	Y	\$0.00	\$61.82	\$6.18	\$68.00	∞
0781	Personal Training Small Group (2 to 4) - 1 hour session per person - 10 session pack	N	Y	\$0.00	\$556.36	\$55.64	\$612.00	∞
0782	Personal Training Small Group (2 to 4) - 30 minute session per person	N	Y	\$0.00	\$36.36	\$3.64	\$40.00	∞

continued on next page ...

Page 94 of 217

RefNo	Name	Pricing Policy Category	GST	Year 22/23	Year 23/24			Increase %
				Fee (incl. GST)	Fee (excl. GST)	GST	Fee (incl. GST)	

### PERSONAL TRAINING AND ASSESSMENTS [continued]

0786	Personal Training Small Group (2 to 4) - 30 minute session per person - 10 session pack	N	Y	\$0.00	\$327.27	\$32.73	\$360.00	∞
0789	Personal training Session – 1 hour	C	Y	\$75.00	\$68.18	\$6.82	\$75.00	0.00%
0790	Personal Training Session – 1 hour/5 session pack	C	Y	\$350.00	\$318.18	\$31.82	\$350.00	0.00%
0791	Personal Training Session – 1 hour/ 10 session pack	C	Y	\$650.00	\$590.91	\$59.09	\$650.00	0.00%

### 10.2.2.2 PERSONAL TRAINING - FORTNIGHTLY DIRECT DEBIT

0794	Personal Training 1:1 - per 1 hour session - Direct Debit agreement	N	Y	\$63.63	\$63.64	\$6.36	\$70.00	10.01%
0793	Personal Training 1:1 - per 30 minute session - Direct Debit agreement	N	Y	\$30.00	\$40.91	\$4.09	\$45.00	50.00%
0792	Personal Training Small Group (2 to 4) - per 1 hour session per person - Direct Debit agreement	N	Y	\$61.20	\$55.45	\$5.55	\$61.00	-0.33%

### 10.2.3 MEMBERSHIPS

0795	Replacement membership cards. Per card.		Y	\$0.00	\$5.45	\$0.55	\$6.00	∞
------	---	--	---	--------	--------	--------	--------	---

#### 10.2.3.1 FULL MEMBERSHIP

See PAC website for full details of membership inclusions. Prices reflect a weekly amount, but are charged fortnightly under a Direct Debit agreement.

0796	Public Transport and Active Transport Incentive	A	N	10% discount				
A 10% discount on adult and concession membership for those who do not utilise parking. If you do use the parking on any occasion, ordinary fees will apply without membership discounts.								
0797	Adult Full Membership per week debited fortnightly	C	Y	\$22.00	\$20.00	\$2.00	\$22.00	0.00%

continued on next page ...

Page 95 of 217

RefNo	Name	Pricing Policy Category	GST	Year 22/23	Year 23/24			Increase %
				Fee (incl. GST)	Fee (excl. GST)	GST	Fee (incl. GST)	

**FULL MEMBERSHIP** [continued]

0798	Concession Full Membership weekly cost debited fortnightly	C	Y	\$18.00	\$16.36	\$1.64	\$18.00	0.00%
Holders of a Pensioner Concession Card, Health Care Card or Commonwealth Seniors Health Card issued by Centrelink or a Pensioner Concession Card issued by Department of Veterans' Affairs, concession eligible Student card (school, TAFE, University or other formal educational provider)								
0799	Adult Off-Peak Membership (10:00am – 3:00pm only) weekly cost debited fortnightly	C	Y	\$18.00	\$16.36	\$1.64	\$18.00	0.00%
0800	Concession Off-Peak Membership (10:00am – 3:00pm only) weekly cost debited fortnightly	C	Y	\$18.00	\$13.64	\$1.36	\$15.00	-16.67%

**10.2.3.2 MEMBERSHIPS: SWIM MEMBERSHIP**

See PAC website for full details of membership inclusions. Prices reflect a weekly amount, but are charged fortnightly under a Direct Debit agreement. Excludes swim school programs and events.

0804	Adult Swim Membership. Weekly cost debited fortnightly.	N	Y	\$0.00	\$15.91	\$1.59	\$17.50	∞
0801	Child Swim Membership. Weekly cost debited fortnightly.	F	Y	\$0.00	\$10.45	\$1.05	\$11.50	∞
0802	Concession 3 Month Swim Membership. Total cost.	F	Y	\$0.00	\$180.00	\$18.00	\$198.00	∞
Holders of a Pensioner Concession Card, Health Care Card or Commonwealth Seniors Health Card issued by Centrelink or a Pensioner Concession Card issued by Department of Veterans' Affairs, concession eligible Student card (school, TAFE, University or other formal educational provider)								
0803	Concession Swim Membership. Weekly cost debited fortnightly.	F	Y	\$0.00	\$10.45	\$1.05	\$11.50	∞
Holders of a Pensioner Concession Card, Health Care Card or Commonwealth Seniors Health Card issued by Centrelink or a Pensioner Concession Card issued by Department of Veterans' Affairs, concession eligible Student card (school, TAFE, University or other formal educational provider)								
0805	Public Transport and Active Transport Incentive	A	N	10% discount				
A 10% discount on adult and concession membership for those who do not utilise parking. If you do use the parking on any occasion, ordinary fees will apply without membership discounts.								
0806	Concession 6 Month Swim Membership. Total cost.	F	Y	\$0.00	\$320.00	\$32.00	\$352.00	∞

continued on next page ...

Page 96 of 217



RefNo	Name	Pricing Policy Category	GST	Year 22/23	Year 23/24			Increase %
				Fee (incl. GST)	Fee (excl. GST)	GST	Fee (incl. GST)	

**MEMBERSHIPS: SWIM MEMBERSHIP** [continued]

0807	Child 3 Months Swim Membership. Total cost.	C	Y	\$198.00	\$180.00	\$18.00	\$198.00	0.00%
0808	Adult 3 Month Swim Membership. Total cost.	C	Y	\$287.10	\$260.91	\$26.09	\$287.00	-0.03%
0809	Child 6 Month Swim Membership. Total cost.	C	Y	\$352.00	\$320.00	\$32.00	\$352.00	0.00%
0810	Adult 6 Months Swim Membership. Total cost.	C	Y	\$478.50	\$435.00	\$43.50	\$478.50	0.00%

**10.2.3.3 MEMBERSHIPS: FITNESS ONLY MEMBERSHIP**

See PAC website for full details of membership inclusions. Prices reflect a weekly amount, but are charged fortnightly under a Direct Debit agreement.

0811	Adult Fitness Only Membership. Weekly cost charged fortnightly.	N	Y	\$0.00	\$18.18	\$1.82	\$20.00	∞
0812	Concession Fitness Only Membership. Weekly cost charged fortnightly.	F	Y	\$0.00	\$15.45	\$1.55	\$17.00	∞

Holders of a Pensioner Concession Card, Health Care Card or Commonwealth Seniors Health Card issued by Centrelink or a Pensioner Concession Card issued by Department of Veterans' Affairs, concession eligible Student card (school, TAFE, University or other formal educational provider)

0813	Public Transport and Active Transport Incentive	A	N	10% discount				
------	---	---	---	--------------	--	--	--	--

A 10% discount on adult and concession membership for those who do not utilise parking. If you do use the parking on any occasion, ordinary fees will apply without membership discounts.

**10.2.3.4 FAMILY MEMBERSHIP (UP TO NOMINATED 2 ADULTS AND 2 CHILDREN OR 1 ADULT AND 3 CHILDREN)**

Excludes swim school programs and events

0814	Family 6 months Swim Membership. Total Cost.	C	Y	\$595.00	\$540.91	\$54.09	\$595.00	0.00%
Nominated up to two adults and two children or one adult and three children.								
0815	Each additional child on the 6 month family membership	C	Y	\$150.00	\$136.36	\$13.64	\$150.00	0.00%
0816	Family 3 Months Swim Membership	C	Y	\$312.50	\$284.09	\$28.41	\$312.50	0.00%

continued on next page ...

Page 97 of 217

RefNo	Name	Pricing Policy Category	GST	Year 22/23	Year 23/24			Increase %
				Fee (incl. GST)	Fee (excl. GST)	GST	Fee (incl. GST)	

### FAMILY MEMBERSHIP (UP TO NOMINATED 2 ADULTS AND 2 CHILDREN OR 1 ADULT AND 3 CHILDREN) [continued]

0817	Each additional child on the 3 month family membership	C	Y	\$83.90	\$76.36	\$7.64	\$84.00	0.12%
------	--	---	---	---------	---------	--------	---------	-------

#### 10.2.3.5 CORPORATE MEMBERSHIPS

Corporate memberships subject to specific agreements being made with an employer. More information can be obtained from Parramatta Aquatic Centre management.

0818	City of Parramatta Council Staff Membership	N	N	25% discount on available Adult and Family Membership packages.				
0819	Corporate Membership	N	N	15% discount on available Adult and Family membership packages.				

#### 10.2.4 AQUATIC PROGRAMMING

##### 10.2.4.1 SWIM SCHOOL PROGRAMS

Prices applicable to both weekly programs and holiday intensives.

0821	Concession Cost per lesson.	F	N	\$0.00	\$15.50	\$0.00	\$15.50	∞
0820	Multiple Classes per week discount	G	N	10% discount				

Discount for multiple classes registered for per week. Excludes School Holiday Intensives.

0822	Other public aquatic programs		N	As advertised.				
------	-------------------------------	--	---	----------------	--	--	--	--

Fees are determined for individual programs on a cost recovery basis or based on community need and seasonal variances. Some programs will cross subsidise others. Price subject to program duration and equipment provided.

0823	Adult Cost per lesson – 1 lesson per week	C	N	\$21.00	\$21.00	\$0.00	\$21.00	0.00%
0824	Child Cost per lesson – 1 lesson per week	C	N	\$21.00	\$21.00	\$0.00	\$21.00	0.00%

##### 10.2.4.2 SWIM SQUAD PROGRAMS

Squad programs are charged based on expectations of participation. Quoted prices are per month, charged by direct debit fortnightly. Each Squad level is subject to the level(s) being offered at that time.

0826	Bronze Squad per month.	N	Y	\$0.00	\$25.00	\$2.50	\$27.50	∞
------	-------------------------	---	---	--------	---------	--------	---------	---

Based on two sessions per week.

0828	Gold Squad per month.		Y	\$0.00	\$43.18	\$4.32	\$47.50	∞
------	-----------------------	--	---	--------	---------	--------	---------	---

Based on six or more sessions per week.

0827	Other public programs	N	N	Price on application or as advertised.				
------	-----------------------	---	---	--	--	--	--	--

Other public programs fees are determined for individual programs on a cost recovery basis or based on community need and seasonal variances. Some programs will cross subsidise others. Price subject to program duration and equipment provided.

RefNo	Name	Pricing Policy Category	GST	Year 22/23	Year 23/24			Increase %
				Fee (incl. GST)	Fee (excl. GST)	GST	Fee (incl. GST)	

## SWIM SQUAD PROGRAMS [continued]

0830	Private Swimming Lesson	N	Y	\$0.00	\$61.36	\$6.14	\$67.50	∞
Per 30 minute session								
0829	Silver Squad per month.	N	Y	\$0.00	\$36.36	\$3.64	\$40.00	∞
Based on three to five sessions per week.								
0825	Transition from Learn To Swim	N	Y	\$0.00	\$19.09	\$1.91	\$21.00	∞
Stroke correction squads, per lesson.								

## 10.2.5 CARNIVALS, EVENTS AND FACILITY HIRE

### 10.2.5.1 SWIMMING CARNIVAL

Use of additional areas of the facility will attract additional hire rates. Monday – Friday ONLY

0831	Swimming Carnival (Day) – full day (Schools within Parramatta LGA)	C	Y	\$650.00	\$590.91	\$59.09	\$650.00	0.00%
Up to 6 hours / 9:00am – 15:00pm – use of the 50m pool only (Parramatta LGA School ONLY) includes 1 lifeguard for every 100 students. Pool entry for each participant charged separately.								
0832	Swimming Carnival (Day) – full day (Schools outside Parramatta LGA)	C	Y	\$750.00	\$681.82	\$68.18	\$750.00	0.00%
Up to 6 hours / 9:00am – 15:00pm – use of the 50m pool only (Schools outside of Parramatta LGA) includes 1 lifeguard for every 100 students. Entry fees per participant charged separately.								

### 10.2.5.2 SWIMMING CARNIVAL – OTHER CHARGES

0833	Cancellation Fee	C	Y	\$300.00	\$272.73	\$27.27	\$300.00	0.00%
0834	Cleaning Fee	C	Y	\$200.00	\$181.82	\$18.18	\$200.00	0.00%
0835	Additional Supervising Staff (pp p/hr)	C	Y	\$60.00	\$54.55	\$5.46	\$60.01	0.02%
0836	Late Fee (per 15 mins or part thereof)	C	Y	\$60.00	\$54.55	\$5.46	\$60.01	0.02%
0837	Swimming Carnival (Evening) – after 6pm (Plus normal Pool entry)	C	Y	Price provided on application + Normal Pool Entry (+ GST)				
Full cost recovery								

### 10.2.5.3 WATERPOLO GAMES AND TRAINING

0838	Water Polo Games	C	Y	\$9.50	\$8.64	\$0.86	\$9.50	0.00%
0839	Waterpolo Training per person (Minimum charge of 20 players per game)	C	Y	\$8.50	\$7.73	\$0.77	\$8.50	0.00%

continued on next page ...

Page 99 of 217

RefNo	Name	Pricing Policy Category	GST	Year 22/23	Year 23/24			Increase %
				Fee (incl. GST)	Fee (excl. GST)	GST	Fee (incl. GST)	

**WATERPOLO GAMES AND TRAINING** [continued]

0840	Water Polo Per Hour (in addition to admission fee)	C	Y	\$65.00	\$59.09	\$5.91	\$65.00	0.00%
------	--	---	---	---------	---------	--------	---------	-------

**10.2.5.4 ROOM HIRE: PLUS POOL/GYM ENTRY WHERE APPLICABLE****10.2.5.4.1 ACTIVITY ROOM (DYANMILA NGURANG) AND BIRTHDAY PARTIES**

0841	Activity Room/ per hour/ plus pool entry (Monday – Friday) minimum 2 hours	C	Y	\$55.00	\$50.00	\$5.00	\$55.00	0.00%
0842	Party Room/ per hour/ plus pool entry (Saturday/ Sunday/Public Hol) minimum 2 hours	C	Y	\$65.00	\$59.09	\$5.91	\$65.00	0.00%
0843	Hosted Party: minimum 5 children/ per child – activities and host inclusive (no food) 2 hours duration	C	Y	\$31.00	\$28.18	\$2.82	\$31.00	0.00%
0844	Food packages	C	Y	To be determined upon leasing of the in-centre cafe				

RefNo	Name	Pricing Policy Category	GST	Year 22/23	Year 23/24			Increase %
				Fee (incl. GST)	Fee (excl. GST)	GST	Fee (incl. GST)	

#### 10.2.5.4.2 FUNCTION ROOMS LISTING

Group 1: COMBINED Studio 03 – Yanada Ngurang and Studio 02 – Barra Ngurang.

Group 2: Studio 01 Guman Ngurang; Studio 02 Barra Ngurang; Studio 03 Yanada Ngurang; Community Room Baraba Ngurang

3 User Categories

Commercial Category

- Large Business and Corporations (Annual revenue turnover excluding GST of greater than \$2M)
- Commonwealth and State Government agencies and schools

Community Category

- Small businesses (Annual Revenue turnover (excluding GST) of less than \$2m)
- Local Councils
- Private Individual Hirers
- Not-for-profit organisations

Unfunded Not-for-profit Category

- Not-for-profit agencies who can demonstrate that they generate no revenue or funding beyond the specifics of small gatherings
- Self-help groups

Group 1: COMBINED Studio 03 – Yanada Ngurang and Studio 02 – Barra Ngurang.

Group 2: Studio 01 Guman Ngurang; Studio 02 Barra Ngurang; Studio 03 Yanada Ngurang; Community Room Baraba Ngurang

3 User Categories

Commercial Category

- Large Business and Corporations (Annual revenue turnover excluding GST of greater than \$2M)
- Commonwealth and State Government agencies and schools

Community Category

- Small businesses (Annual Revenue turnover (excluding GST) of less than \$2m)
- Local Councils
- Private Individual Hirers
- Not-for-profit organisations

Unfunded Not-for-profit Category

- Not-for-profit agencies who can demonstrate that they either receive no revenue, or if revenue is generated, the majority is used to cover the costs associated with facility hire.
- Self-help groups

#### 10.2.5.4.2.1 ROOMS FEES – WEEKDAY HOURLY RATE (MON – FRI 6PM)

0845	Group 1 – PAC Rooms – Category Commercial	C	Y	\$110.00	\$100.00	\$10.00	\$110.00	0.00%
0846	Group 1 – PAC Rooms – Category Community	C	Y	\$66.00	\$60.00	\$6.00	\$66.00	0.00%
0847	Group 1 – PAC Rooms – Category Unfunded Not-for-profit	C	Y	\$33.00	\$30.00	\$3.00	\$33.00	0.00%
0848	Group 2 – PAC Rooms – Category Commercial	C	Y	\$90.00	\$81.82	\$8.18	\$90.00	0.00%
0849	Group 2 – PAC Rooms – Category Community	C	Y	\$54.00	\$49.09	\$4.91	\$54.00	0.00%
0850	Group 2 – PAC Rooms – Category Unfunded Not-for-profit	C	Y	\$27.00	\$24.55	\$2.46	\$27.01	0.04%

RefNo	Name	Pricing Policy Category	GST	Year 22/23	Year 23/24			Increase %
				Fee (incl. GST)	Fee (excl. GST)	GST	Fee (incl. GST)	

#### 10.2.5.4.2.2 MEETING ROOMS FEES – WEEKEND HOURLY RATE (FRI 6PM – SUN AND PUBLIC HOLIDAYS)

0851	Group 1 – PAC Rooms – Category Commercial	C	Y	\$125.00	\$113.64	\$11.36	\$125.00	0.00%
0852	Group 1 – PAC Rooms – Category Community	C	Y	\$75.00	\$68.18	\$6.82	\$75.00	0.00%
0853	Group 1 – PAC Rooms – Category Unfunded Not-for-profit	C	Y	\$37.50	\$34.09	\$3.41	\$37.50	0.00%
0854	Group 2 – PAC Rooms – Category Commercial	C	Y	\$110.00	\$100.00	\$10.00	\$110.00	0.00%
0855	Group 2 – PAC Rooms – Category Community	C	Y	\$66.00	\$60.00	\$6.00	\$66.00	0.00%
0856	Group 2 – PAC Rooms – Category Unfunded Not-for-profit	C	Y	\$33.00	\$30.00	\$3.00	\$33.00	0.00%

#### 10.2.6 GURANG NGURANG CRECHE SERVICE

0857	Casual per visit (1.5 hour visit)	C	Y	\$8.00	\$7.27	\$0.73	\$8.00	0.00%
0858	Full Members per hour: 6 visits per week included in membership	C	Y	\$0.00	\$0.00	\$0.00	\$0.00	0.00%
0859	Creche 10 visit pass (1.5 hours per visit)	C	Y	\$72.00	\$65.45	\$6.55	\$72.00	0.00%
0860	Creche 20 visit pass (1.5 hours per visit)	C	Y	\$144.00	\$130.91	\$13.09	\$144.00	0.00%

#### 10.2.7 CAR PARK (FOR FACILITY USERS ONLY – TICKETS MUST BE VALIDATED)

Limited parking is provided onsite for the use of facility members and visitors, subject to the following fees. The parking payment system is integrated with the facility visitor and members management system. Spectators and those members receiving the Active Transport Discount do not qualify for the free parking arrangements. Waiver of Fees: Pursuant to section 620E of the Local Government Act (NSW) 1993, the Chief Executive Officer may waive or reduce parking fees or charges as outlined in the Schedule of Fees and Charges. Considering some small alignment for market trend movements. Maximum rate shown, with option to reduce on demand. Credit card surcharge fees will apply.

0861	2 Hours complimentary for validated, eligible facility users. See PAC Terms and Conditions.	C	Y	\$0.00	\$0.00	\$0.00	\$0.00	0.00%
0862	Per half hour or part thereof	C	Y	\$3 each 30 minutes				



RefNo	Name	Pricing Policy Category	GST	Year 22/23	Year 23/24			Increase %
				Fee (incl. GST)	Fee (excl. GST)	GST	Fee (incl. GST)	

## CAR PARK (FOR FACILITY USERS ONLY – TICKETS MUST BE VALIDATED) [continued]

0863	Daily maximum fee up to 24 hours only	C	Y	\$36.00	\$32.73	\$3.27	\$36.00	0.00%
------	---------------------------------------	---	---	---------	---------	--------	---------	-------

## 10.3 POOL LANE HIRE

Preferred Hirers (as defined in the Terms & Conditions) will receive:

- Up to 18 Hours of Lane Space per week – Free (Swimming only does not include Water Polo)
- Priority Booking over other external Hirers
- Receive up to 8 passes for the Executive Committee for use during periods of official hire for preferred hirers activities
- School groups (School hours only) and local not-for-profit swimming, diving, synchronised swimming, water polo clubs and other local not-for-profit organisations are subject to official booking

### 10.3.1 POOL HIRE – AFTER HOURS

0864	The combination of pool hire and participant entry fees must allow full cost recovery Otherwise a surcharge to cover the difference will be incurred Bookings at discretion of Aquatic Operations Manager	C	Y	Full Cost Recovery				
Price on Application								

### 10.3.2 SCHOOL LANE HIRE (MONDAY – FRIDAY ONLY/9:00AM-3:00PM)

Plus normal entry

0865	1 x 50m Lane – per hour or part thereof	C	Y	\$20.00	\$18.18	\$1.82	\$20.00	0.00%
0866	1 x 25m Lane – per hour or part thereof	C	Y	\$16.00	\$14.55	\$1.46	\$16.01	0.06%
0867	Leisure Pool – per hour or part thereof	C	Y	\$16.00	\$14.55	\$1.46	\$16.01	0.06%

### 10.3.3 CASUAL LANE HIRE – ALL OTHER HIRERS

0868	1 x 50m Lane – per hour or part thereof	C	Y	\$55.00	\$50.00	\$5.00	\$55.00	0.00%
0869	1 x 25m Lane – per hour or part thereof	C	Y	\$45.00	\$40.91	\$4.09	\$45.00	0.00%

continued on next page ...

Page 103 of 217

RefNo	Name	Pricing Policy Category	GST	Year 22/23	Year 23/24			Increase %
				Fee (incl. GST)	Fee (excl. GST)	GST	Fee (incl. GST)	

**CASUAL LANE HIRE – ALL OTHER HIRERS** [continued]

0870	Leisure Pool – per hour or part thereof (not exclusive use)	C	Y	\$55.00	\$50.00	\$5.00	\$55.00	0.00%
------	---	---	---	---------	---------	--------	---------	-------

**10.3.4 POOL HIRE FOR COMMERCIAL USE**

0871	Requests received from organisations for promotions, advertising commercial or exclusive use	C	Y	Fee to be negotiated where commercial benefit is gained by hirer (or waived where there is significant benefit to Council)				
------	--	---	---	--	--	--	--	--

This is at the discretion of the Manager Social and Community Services

**10.3.5 POOL HIRE FOR COMMERCIAL USE EPPING AQUATIC CENTRE ONLY**

0872	Requests received from organisations for promotions, advertising commercial or exclusive use	C	Y	Fee to be negotiated where commercial benefit is gained by hirer (or waived where there is significant benefit to Council)				
------	--	---	---	--	--	--	--	--

This is at the discretion of the Manager Social and Community Services

**10.3.6 LANE HIRE EPPING AQUATIC CENTRE ONLY**

Preferred Hirers (as defined in the Terms & Conditions) will receive:

- Up to 18 Hours of Lane Space per week – Free (Swimming only does not include Water Polo)
- Priority Booking over other external Hirers
- Receive up to 8 passes for the Executive Committee for use during periods of official hire for preferred hirers activities
- School groups (School hours only) and local not-for-profit swimming, diving, synchronised swimming, water polo clubs and other local not-for-profit organisations are subject to official booking

0873	1 x 50m Lane – per hour	C	Y	\$10.70	\$10.09	\$1.01	\$11.10	3.74%
0874	1 x 25m Lane – per hour	C	Y	\$8.40	\$8.00	\$0.80	\$8.80	4.76%
0875	Toddlers Pool – Thirds Only – per hour	C	Y	\$8.40	\$8.00	\$0.80	\$8.80	4.76%

**10.3.7 CASUAL LANE HIRE EPPING AQUATIC CENTRE ONLY – ALL OTHER HIRERS**

0876	1 x 50m Lane – per hour	C	Y	\$40.19	\$38.37	\$3.84	\$42.20	5.00%
0877	Toddlers Pool – Thirds Only – per hour	C	Y	\$34.30	\$32.73	\$3.27	\$36.00	4.96%
0878	General Lane Hire Booking – per lane per hour	C	Y	\$43.80	\$41.82	\$4.18	\$46.00	5.02%

RefNo	Name	Pricing Policy Category	GST	Year 22/23	Year 23/24			Increase %
				Fee (incl. GST)	Fee (excl. GST)	GST	Fee (incl. GST)	

## 11 RECREATION FACILITIES AND PROGRAMS

### 11.1 BOOKING CANCELLATION: ALL CANCELLATIONS MUST BE IN WRITING OR VIA THE ONLINE BOOKING SYSTEM - BOOKABLE

0879	Cancellation Fee to apply if less than 7 days notice is given for a cancellation		N	100% of the Total Charge (+ GST)				
0880	Cancellation Fee to apply if less than 14 days notice is given for a cancellation	N/A	Y	50% of the Total Charge (+ GST)				

### 11.2 BICYCLE LOCKER HIRE

0881	Locker rental key deposit	N/A	N	\$73.22	\$70.00	\$0.00	\$70.00	-4.40%
0882	3 calendar months hire	N/A	Y	\$74.47	\$71.36	\$7.14	\$78.50	5.41%
0883	12 calendar months hire	N/A	Y	\$294.22	\$280.91	\$28.09	\$309.00	5.02%

### 11.3 COMMUNITY HALLS AND MEETING ROOM HIRE

#### Public Halls / Meeting Rooms Hire Terms and Conditions

Minimum of 4 hours for Public Halls (weekend only)  
 Minimum of 2 hours for meeting rooms (weekend only)  
 Weekend is from 6pm Friday to Sunday and Public Holidays  
 Day rate will be capped at a maximum of 10 hours per day  
 Bonds will be applied at the discretion of Council if deemed high risk

#### Commercial Category

- Large Business and Corporations (Annual revenue turnover excluding GST of greater than \$2M)
- Commonwealth and State Government agencies

#### Community Category

- Small businesses (Annual Revenue turnover (excluding GST) of less than \$2m)
- Local Councils
- Individual private hirers
- Not-for-profit agencies

#### Unfunded Not-for-profit Category

- Not-for-profit agencies who can demonstrate that they either receive no revenue, or if revenue is generated, the majority is used to cover the costs associated with facility hire.
- Self-help groups

All new hirers from 1 July 2017 will pay the relevant Category and hall/room fee as to be recommended in the fees schedule (see above)

All existing hirers from 1 July 2017 will pay either a 10% increase (that includes CPI) on their existing hourly rate or the actual increase to the category benchmark if the new fee is 10% or less of their existing fee. The fee will continue to rise by 10% each year until it catches up with the category benchmark fee. On 1 July 2025 all hirers under these arrangements will be brought up to the category benchmark fee, thereby ending this arrangement.

All existing hirers from 1 July 2017 that have paid no fees previously will pay 10% (that includes CPI) of the category benchmark fee. The fee will continue to rise by 10% each year until it catches up with the category benchmark fee. On 1 July 2026 all hirers under these arrangements will be brought up to the category benchmark fee, thereby ending this arrangement.

RefNo	Name	Pricing Policy Category	GST	Year 22/23	Year 23/24			Increase %
				Fee (incl. GST)	Fee (excl. GST)	GST	Fee (incl. GST)	

## COMMUNITY HALLS AND MEETING ROOM HIRE [continued]

0884	Charges for the Reg Byrne Community Centre, Dundas Community Centre, Ermington Community Centre, George Kendall Riverside Park Meeting Room, Jones Park Hall, Don Moore Community Centre, John Curtin Meeting Room, North Rocks Senior Citizens Centre, Don Moore Reserve Meeting Room, Harry Todd Band Hall, Burnside Gardens Community Centre, Epping Community Centre, Epping Leisure & Learning Centre, Roselea Community Centre, West Epping Community Centre, Newington Community Centre, Boronia Grove Community Centre, Parkview Meeting Room, Kingsdene Reserve Meeting Room, Curtis Oval Meeting Room	N/A	Y	Applicable weekend rate + a 30% surcharge (+ GST)				
------	---	-----	---	---	--	--	--	--

Note: For Wentworth Point Community Centre and Library fees and charges refer to section 8.8

0885	Where applicable bonds may be increased for events / functions that are deemed high risk	N/A	N	Increase in Bond Charges where applicable				
0886	Booking Variation – Minimum	C	Y	\$35.50	\$33.86	\$3.39	\$37.25	4.93%

Variations to confirmed bookings may incur a fee at Council's discretion on a cost recovery basis.

RefNo	Name	Pricing Policy Category	GST	Year 22/23	Year 23/24			Increase %
				Fee (incl. GST)	Fee (excl. GST)	GST	Fee (incl. GST)	

## 11.4 MEETING ROOMS HIRE

Group 1: Reg Byrne Meeting Room, John Curtin Meeting Room, Roselea Small Hall, Burnside Gardens Community Centre, Parkview Meeting Room, Boronia Grove Meeting Room 3, Kingsdene Reserve Meeting Room.

Group 2: Dundas Community Centre Craft Room, Dundas Community Centre Meeting Room 1, Ermington Community Centre Meeting Room, Newington Community Centre Meeting Room, Epping Community Centre Meeting Room, Epping Community Centre Lower Meeting Room, Don Moore Community Centre Meeting Room 2, Don Moore Community Centre Meeting Room 3 and Don Moore Community Centre Gymnasium, Boronia Grove Meeting Room 1, Epping Leisure & Learning Centre Meeting Room 2&3.

Group 3: George Kendall Meeting Room, Don Moore Reserve Meeting Room, Curtis Oval Meeting Room, Epping Leisure & Learning Centre Meeting Room 1, Boronia Grove Meeting Room 2.

### 11.4.1 MEETING ROOMS FEES – WEEKDAY HOURLY RATE (MON – FRI 6PM)

0887	Group 1 – Meeting Rooms – Commercial	N/A	Y	\$53.95	\$51.50	\$5.15	\$56.65	5.00%
0888	Group 1 – Meeting Rooms – Community	N/A	Y	\$32.35	\$30.86	\$3.09	\$33.95	4.95%
0889	Group 1 – Meeting Rooms – Unfunded Not for Profit	N/A	Y	\$16.13	\$15.41	\$1.54	\$16.95	5.08%
0890	Group 2 – Meeting Rooms – Commercial	N/A	Y	\$49.15	\$46.91	\$4.69	\$51.60	4.98%
0891	Group 2 – Meeting Rooms – Community	N/A	Y	\$29.45	\$28.09	\$2.81	\$30.90	4.92%
0892	Group 2 – Meeting Rooms – Unfunded Not for Profit	N/A	Y	\$14.70	\$14.05	\$1.40	\$15.45	5.10%
0893	Group 3 – Meeting Rooms – Commercial	N/A	Y	\$43.75	\$41.77	\$4.18	\$45.95	5.03%
0894	Group 3 – Meeting Rooms – Community	N/A	Y	\$26.25	\$25.04	\$2.50	\$27.55	4.95%
0895	Group 3 – Meeting Rooms – Unfunded Not for Profit	N/A	Y	\$13.15	\$12.55	\$1.25	\$13.80	4.94%

### 11.4.2 MEETING ROOMS FEES – WEEKEND HOURLY RATE (FRI 6PM – SUN AND PUBLIC HOLIDAYS)

0896	Group 1 – Meeting Rooms – Commercial	N/A	Y	\$64.80	\$61.87	\$6.19	\$68.05	5.02%
0897	Group 1 – Meeting Rooms – Community	N/A	Y	\$38.90	\$37.14	\$3.71	\$40.85	5.01%
0898	Group 1 – Meeting Rooms – Unfunded Not for Profit	N/A	Y	\$19.40	\$18.50	\$1.85	\$20.35	4.90%

continued on next page ...

Page 107 of 217

RefNo	Name	Pricing Policy Category	GST	Year 22/23	Year 23/24			Increase %
				Fee (incl. GST)	Fee (excl. GST)	GST	Fee (incl. GST)	

### MEETING ROOMS FEES – WEEKEND HOURLY RATE (FRI 6PM – SUN AND PUBLIC HOLIDAYS) [continued]

0899	Group 2 – Meeting Rooms – Commercial	N/A	Y	\$59.20	\$56.50	\$5.65	\$62.15	4.98%
0900	Group 2 – Meeting Rooms – Community	N/A	Y	\$35.50	\$33.86	\$3.39	\$37.25	4.93%
0901	Group 2 – Meeting Rooms – Unfunded Not for Profit	N/A	Y	\$17.85	\$17.04	\$1.70	\$18.75	5.04%
0902	Group 3 – Meeting Rooms – Commercial	N/A	Y	\$54.35	\$51.86	\$5.19	\$57.05	4.97%
0903	Group 3 – Meeting Rooms – Community	N/A	Y	\$32.65	\$31.18	\$3.12	\$34.30	5.05%
0904	Group 3 – Meeting Rooms – Unfunded Not for Profit	N/A	Y	\$16.30	\$15.54	\$1.55	\$17.10	4.91%

## 11.5 PENALTY RATES

0905	Minimum penalty for not complying with Conditions of Hire including cleaning, damage and garbage (Maximum fee as assessed)	Q	Y	Maximum fee as assessed				
0906	Fire brigade calls outs	Q	Y	As prescribed by Fire NSW				
0907	Breakage of Equipment or Damage to Building or Fixtures	Q	Y	Full Cost Recovery				

## 11.6 PUBLIC HALLS HIRE

Public Halls listing:

Group 1: Roselea Community Centre

Group 2: Epping Community Centre (Main Hall), Don Moore Community Centre Hall, Ermington Community Centre Hall, Dundas Community Centre Hall, Newington Community Centre Hall, Epping Leisure & Learning Centre Function Room, Reg Byrne Main Hall, Boronia Grove Function Room

Group 3: Harry Todd Band Hall, Jones Park, North Rocks Seniors Citizens Centre, West Epping Community Centre, Epping Community Centre (Upper Hall), Epping Community (Lower Hall)

### 11.6.1 PUBLIC HALLS FEES – WEEKDAY HOURLY RATE (MON – FRI 6PM)

0908	Group 1 – Public Halls – Commercial	N/A	Y	\$86.05	\$82.13	\$8.21	\$90.35	5.00%
------	-------------------------------------	-----	---	---------	---------	--------	---------	-------

continued on next page ...

Page 108 of 217



RefNo	Name	Pricing Policy Category	GST	Year 22/23	Year 23/24			Increase %
				Fee (incl. GST)	Fee (excl. GST)	GST	Fee (incl. GST)	

### PUBLIC HALLS FEES – WEEKDAY HOURLY RATE (MON – FRI 6PM) [continued]

0909	Group 1 – Public Halls – Community	N/A	Y	\$51.65	\$49.32	\$4.93	\$54.25	5.03%
0910	Group 1 – Public Halls – Unfunded Not-for-profit	N/A	Y	\$25.80	\$24.63	\$2.46	\$27.10	5.04%
0911	Group 2 – Public Halls – Commercial	N/A	Y	\$74.05	\$70.69	\$7.07	\$77.75	5.00%
0912	Group 2 – Public Halls – Community	N/A	Y	\$44.45	\$42.41	\$4.24	\$46.65	4.95%
0913	Group 2 – Public Halls – Unfunded Not-for-profit	N/A	Y	\$22.20	\$21.18	\$2.12	\$23.30	4.95%
0914	Group 3 – Public Halls – Commercial	N/A	Y	\$62.89	\$60.05	\$6.00	\$66.05	5.02%
0915	Group 3 – Public Halls – Community	N/A	Y	\$37.70	\$36.00	\$3.60	\$39.60	5.04%
0916	Group 3 – Public Halls – Unfunded Not-for-profit	N/A	Y	\$18.80	\$17.95	\$1.80	\$19.75	5.05%
0917	Group 3 – Public Halls – Unfunded Not-for-profit	N/A	Y	\$18.80	\$17.95	\$1.80	\$19.75	5.05%

### 11.6.2 PUBLIC HALLS FEES – WEEKEND HOURLY RATE (FRI 6PM – SUN AND PUBLIC HOLIDAYS)

0918	Group 1 – Public Halls – Commercial	N/A	Y	\$125.30	\$119.59	\$11.96	\$131.55	4.99%
0919	Group 1 – Public Halls – Community	N/A	Y	\$75.15	\$71.73	\$7.17	\$78.90	4.99%
0920	Group 1 – Public Halls – Unfunded Not-for-profit	N/A	Y	\$37.55	\$35.82	\$3.58	\$39.40	4.93%
0921	Group 2 – Public Halls – Commercial	N/A	Y	\$104.80	\$100.04	\$10.00	\$110.05	5.01%
0922	Group 2 – Public Halls – Community	N/A	Y	\$62.89	\$60.05	\$6.00	\$66.05	5.02%
0923	Group 2 – Public Halls – Unfunded Not-for-profit	N/A	Y	\$31.50	\$30.09	\$3.01	\$33.10	5.08%
0924	Group 3 – Public Halls – Commercial	N/A	Y	\$83.95	\$76.32	\$7.63	\$83.95	0.00%
0925	Group 3 – Public Halls – Community	N/A	Y	\$50.35	\$48.05	\$4.80	\$52.85	4.97%
0926	Group 3 – Public Halls – Unfunded Not-for-profit	N/A	Y	\$25.20	\$24.05	\$2.40	\$26.45	4.96%

RefNo	Name	Pricing Policy Category	GST	Year 22/23	Year 23/24			Increase %
				Fee (incl. GST)	Fee (excl. GST)	GST	Fee (incl. GST)	

## 11.7 SPORTING FIELDS, PARKS & RESERVES

A Grade Fields – Old Saleyards, Rydalmere (Fields 1 and 2)

B Grade Fields – Barton, Belmore (Richie Benaud), Curtis/Dundas Park, Doyle, FS Garside, Ollie Webb, Somerville

C Grade Fields – Arthur Phillip (Redbank), Binalong, Boronia, Cox, Dan Mahoney, Eric Primrose, George Kendall, Harold West, Hazel Ryan, Homelands, John Curtin, Jones Park, Kingsdene, Max Ruddock, McCoy Park, Murray Farm, Northmead, North Rocks, PH Jeffery, Robin Thomas, Roselea, Sir Thomas Mitchell, Upjohn Park

D Grade Fields – Carlingford HS

### 11.7.1 (A) SEASONAL HIRE OF SPORTING FIELDS

#### 11.7.1.1 FULL DAY – FULL SIZED FIELD – PER FIELD

0927	A Grade	C	Y	\$2,103.05	\$2,007.45	\$200.75	\$2,208.20	5.00%
0928	B Grade	C	Y	\$1,110.75	\$1,060.27	\$106.03	\$1,166.30	5.00%
0929	C Grade	C	Y	\$838.95	\$800.81	\$80.08	\$880.90	5.00%
0930	D Grade	C	Y	\$694.15	\$662.59	\$66.26	\$728.85	5.00%

#### 11.7.1.2 HALF DAY OR EVENING – FULL SIZED FIELD – PER FIELD

0931	A Grade	C	Y	\$1,047.65	\$999.96	\$100.00	\$1,099.95	4.99%
0932	B Grade	C	Y	\$546.10	\$521.27	\$52.13	\$573.40	5.00%
0933	C Grade	C	Y	\$419.55	\$400.50	\$40.05	\$440.55	5.01%
0934	D Grade	C	Y	\$335.60	\$320.36	\$32.04	\$352.40	5.01%

#### 11.7.1.3 FULL DAY – HALF SIZED FIELD – PER FIELD

0935	A Grade	C	Y	\$1,047.65	\$999.96	\$100.00	\$1,099.95	4.99%
0936	B Grade	C	Y	\$546.10	\$521.27	\$52.13	\$573.40	5.00%
0937	C Grade	C	Y	\$419.50	\$400.41	\$40.04	\$440.45	4.99%
0938	D Grade	C	Y	\$335.55	\$320.32	\$32.03	\$352.35	5.01%

#### 11.7.1.4 HALF DAY OR EVENING – HALF SIZED (JUNIOR) FIELD – PER FIELD

0939	A Grade	C	Y	\$526.35	\$502.37	\$50.24	\$552.60	4.99%
0940	B Grade	C	Y	\$271.60	\$259.28	\$25.93	\$285.20	5.01%
0941	C Grade	C	Y	\$210.00	\$200.46	\$20.05	\$220.50	5.00%
0942	D Grade	C	Y	\$170.90	\$163.14	\$16.31	\$179.45	5.00%

#### 11.7.1.5 CANTEEN – FULL DAY AND HALF DAY – SEASONAL USE CANTEEN

0943	Netball Courts – per Court	C	Y	\$84.35	\$80.50	\$8.05	\$88.55	4.98%
0944	Additional Usage outside Seasonal Hire Agreement	C	Y	5% of Seasonal Fee				
0945	Sportsground Floodlighting	C	Y	75% of Actual Cost + GST				

RefNo	Name	Pricing Policy Category	GST	Year 22/23	Year 23/24			Increase %
				Fee (incl. GST)	Fee (excl. GST)	GST	Fee (incl. GST)	

### CANTEEN – FULL DAY AND HALF DAY – SEASONAL USE CANTEEN [continued]

0946	The approval of Night Games is subject to the conditions of the DA Consent	C	Y	Price will be supplied on application and approval
One-off night games will be subject to Council's approval. Designated fields must meet the Australian Standards for floodlighting				

#### 11.7.1.6 SYNTHETIC SPORTSFIELDS

0947	Season Rate per hour	C	Y	\$49.64	\$47.41	\$4.74	\$52.15	5.06%
0948	Casual Rate per hour	C	Y	\$86.84	\$82.91	\$8.29	\$91.20	5.02%
0949	School Rate per hour	C	Y	\$17.75	\$16.96	\$1.70	\$18.65	5.07%
0950	Professional Rate per hour per field	C	Y	\$183.60	\$175.28	\$17.53	\$192.80	5.01%
0951	Commercial Rate per hour per field	C	Y	\$286.85	\$273.82	\$27.38	\$301.20	5.00%
0952	Three Quarter Size and Half Size Synthetic Fields will be charged at 75% and 50% of full size rate	C	Y	\$0.00	\$0.00	\$0.00	\$0.00	0.00%

#### 11.7.2 (B) SCHOOL HIRE OF SPORTING FIELDS (EACH USE)

0953	Locally-based Schools and school sport associations; or those serving the local community	C	N	100% Discount				
100% discount for the use of Council sportsgrounds during regular school hours and term dates. Use outside regular school hours and term dates – seasonal and casual hire rates apply								

#### 11.7.3 (C) CASUAL USE OF PARKS, RESERVES AND SPORTS FIELDS

There is no fee for community social bookings of 50 people or less for Parks & reserves (excludes sportsfields)

##### 3 User Categories

##### Commercial Category

- Large Business and Corporations (Annual revenue turnover excluding GST of greater than \$2M)
- Commonwealth and State Government agencies
- Private Hirers Non LGA residents

##### Community Category

- Small businesses (Annual Revenue turnover (excluding GST) of less than \$2m)
- Local Councils

##### Private Hirers for LGA residents

- Not-for-profit agencies who receive government funding or primarily run revenue generating activities (eg. Licenced Clubs)

##### Unfunded Not-for-profit Category

- Other not-for-profit agencies (unfunded nor revenue generating)
- Self-help groups

RefNo	Name	Pricing Policy Category	GST	Year 22/23	Year 23/24			Increase %
				Fee (incl. GST)	Fee (excl. GST)	GST	Fee (incl. GST)	

### 11.7.3.1 SPECIAL EVENT/PERFORMANCE >500 IN ATTENDANCE (RATE PER HOUR)

0954	Category Commercial – Fee for Hire or use of facilities	C	Y	\$157.50	\$150.32	\$15.03	\$165.35	4.98%
0955	Category Community – Fee for Hire or use of facilities	C	Y	\$94.50	\$90.23	\$9.02	\$99.25	5.03%
0956	Category Unfunded Not-for-profit – Fee for Hire or use of facilities	C	Y	\$47.25	\$45.09	\$4.51	\$49.60	4.97%
0957	Bond	C	N	At the discretion of Council and will be discussed on application				

### 11.7.3.2 SPORTING ACTIVITY/COMMUNITY GATHERING <500 IN ATTENDANCE (RATE PER HOUR)

0958	Category Commercial – Fee for Hire or use of facilities	C	Y	\$78.75	\$75.18	\$7.52	\$82.70	5.02%
0959	Category Community – Fee for Hire or use of facilities	C	Y	\$47.25	\$45.09	\$4.51	\$49.60	4.97%
0960	Category Unfunded Not-for-profit – Fee for Hire or use of facilities	C	Y	\$23.59	\$22.50	\$2.25	\$24.75	4.92%
0961	Bond	C	N	At the discretion of Council and will be discussed on application				

### 11.7.3.3 ORGANISED OR COMMERCIAL GROUP FITNESS AND PERSONAL TRAINING – PER SEASON

Use of sports fields by organised or commercial group fitness and personal trainers will incur both the Fitness Trainers permit fee and the applicable charges for the respective sports field (excludes 1 – 2 participants). For non-sports field locations fees will be charged at Category D as detailed in the above charges for the seasonal hire of sports fields

0962	1-2 participants (maximum of 12, 2-hour sessions per week)	C	Y	\$294.35	\$280.95	\$28.10	\$309.05	4.99%
0963	3-9 participants (maximum of 12, 2-hour sessions per week)	C	Y	\$592.45	\$565.50	\$56.55	\$622.05	5.00%
0964	Bond at the discretion of Council	C	Y	Minimum \$250				
0965	10-18 participants (maximum of 8, 2.5 hour sessions per week)	C	Y	\$888.59	\$848.18	\$84.82	\$933.00	5.00%
0966	Bond at the discretion of Council	C	Y	Minimum \$500				

RefNo	Name	Pricing Policy Category	GST	Year 22/23	Year 23/24			Increase %
				Fee (incl. GST)	Fee (excl. GST)	GST	Fee (incl. GST)	

#### 11.7.3.4 SEASONAL HIRE – OTHER

##### 11.7.3.4.1 FORMAL ORGANISED GROUPS ONLY, NO COMMERCIAL USE

0967	Half day	C	Y	\$332.80	\$317.64	\$31.76	\$349.40	4.99%
0968	Full day	C	Y	\$690.40	\$659.00	\$65.90	\$724.90	5.00%

#### 11.7.3.5 ADDITIONAL HIRE DATES SESSIONS PER FULL DAY OR HALF DAY – 5% OF SEASONAL FEE, PLUS GST

0969	Bond	C	N	At the discretion of Council and will be discussed on application				
------	------	---	---	---	--	--	--	--

#### 11.7.3.6 ADDITIONAL CHARGES FOR SPORTING FIELDS PARKS AND RESERVES

0970	The use and erection of structures including jumping castles, petting zoos, stalls, marquees, staging, and sound amplification	C	Y	\$118.94	\$113.55	\$11.35	\$124.90	5.01%
------	--	---	---	----------	----------	---------	----------	-------

#### 11.7.3.7 BOND FOR PROVISION OF KEY – PER KEY

0971	Schools	C	N	\$50.00	\$50.00	\$0.00	\$50.00	0.00%
------	---------	---	---	---------	---------	--------	---------	-------

Provision of replacement key for lost or stolen key will forfeiture bond.

The above fees are only for the hire of the space and administrative costs. All additional Council costs relating to the booking will be recouped from the hirer, eg staffing extra bins and rubbish collections, cleaning, set up and site restoration.

All bonds are at Council's discretion. That is, it may be appropriate for a lower bond to be charged depending on the potential impact of the activity.

0972	All other park and sports field hirers	C	N	\$150.00	\$150.00	\$0.00	\$150.00	0.00%
------	--	---	---	----------	----------	--------	----------	-------

Provision of replacement key for lost or stolen key will forfeiture bond.

The above fees are only for the hire of the space and administrative costs. All additional Council costs relating to the booking will be recouped from the hirer, eg staffing extra bins and rubbish collections, cleaning, set up and site restoration.

All bonds are at Council's discretion. That is, it may be appropriate for a lower bond to be charged depending on the potential impact of the activity.

0973	Replacement Keys for Lost Keys/ additional requests for sportsgrounds	C	Y	\$118.25	\$112.87	\$11.29	\$124.15	4.99%
------	---	---	---	----------	----------	---------	----------	-------

#### 11.7.4 COUNCIL-MANAGED TENNIS COURTS (ONLINE BOOKING SYSTEM)

Non-council managed tennis court fees refer to Council's website [www.cityofparramatta.nsw.gov.au/tennis](http://www.cityofparramatta.nsw.gov.au/tennis)

0974	Casual off-peak rate	C	Y	\$10.00	\$9.09	\$0.91	\$10.00	0.00%
0975	Casual peak rate	C	Y	\$12.00	\$10.91	\$1.09	\$12.00	0.00%
0976	Professional casual	C	Y	\$25.00	\$22.73	\$2.27	\$25.00	0.00%

RefNo	Name	Pricing Policy Category	GST	Year 22/23	Year 23/24			Increase %
				Fee (incl. GST)	Fee (excl. GST)	GST	Fee (incl. GST)	

### COUNCIL-MANAGED TENNIS COURTS (ONLINE BOOKING SYSTEM) [continued]

0977	Professional permanent	C	Y	\$15.00	\$13.64	\$1.36	\$15.00	0.00%
------	------------------------	---	---	---------	---------	--------	---------	-------

### 11.7.5 RECREATION & LEISURE PROGRAMS

0978	Note that it is not appropriate to determine fees for individual programs – programs provided vary constantly based on community needs, seasonal variances etc	C	Y	Various Fees Apply				
------	--	---	---	--------------------	--	--	--	--

Some programs will cross subsidise others

## 12 REGULATORY SERVICES

### 12.1 ABANDONED VEHICLES – REMOVAL AND STORAGE

0979	Standard fee to be paid by the owner of an abandoned vehicle prior to the release of the vehicle	I	N	Full Cost Recovery				
------	--	---	---	--------------------	--	--	--	--

#### 12.1.1 (A) LIGHT VEHICLES

0980	Fee for administration, advertising, seizure, taking charges, towing costs and release fee – maximum	N/A	N	Full Cost Recovery				
0981	Storage charges per day	N/A	N	Full Cost Recovery				

#### 12.1.2 (B) HEAVY VEHICLES

0982	Fee for administration, advertising, seizure, taking charges, towing costs and release fee – maximum	N/A	N	Full Cost Recovery				
0983	Storage charges per day	N/A	N	Full Cost Recovery				



RefNo	Name	Pricing Policy Category	GST	Year 22/23	Year 23/24			Increase %
				Fee (incl. GST)	Fee (excl. GST)	GST	Fee (incl. GST)	

### 12.1.3 ABANDONED VEHICLES

0984	Daily Storage Charge	N/A	N					Full Cost Recovery
0985	Minimum Storage Charge	N/A	N					Full Cost Recovery
0986	Maximum Storage Charge	N/A	N					Full Cost Recovery
0987	Fee for administration of refunding proceeds of sale of impounded vehicle	N/A	N	\$60.00	\$199.75	\$0.00	\$199.75	232.92%

### 12.1.4 RECREATION EQUIPMENT

0988	Impounding Fee	L	N					Full Cost Recovery
------	----------------	---	---	--	--	--	--	--------------------

### 12.1.5 OUTSTANDING NOTICE/ORDERS – 735A LG ACT AND 121ZP EPA ACT

0989	Outstanding Notice/Orders – 735A LG Act and 121ZP EPA Act	L	N	\$170.00	\$178.00	\$0.00	\$178.00	4.71%
0990	Urgency Fee for 24 hr service	I	N	\$174.00	\$182.00	\$0.00	\$182.00	4.60%

## 12.2 ANIMAL REGISTRATION FEES – ANIMAL COMPANIONS ACT 1999

0991	Microchipping Service (Non Pensioners)	N/A	N	\$48.00	\$48.00	\$0.00	\$48.00	0.00%
0992	Microchipping Service (Pensioners)	N/A	N	\$33.60	\$33.60	\$0.00	\$33.60	0.00%

### 12.2.1 REGISTRATION FEES PAYABLE FOR THE REGISTRATION OF A COMPANION ANIMAL

0993	(a) for a de sexed animal (except owned by an eligible pensioner)	M	N	\$63.00	\$63.00	\$0.00	\$63.00	0.00%
0994	(b) for a de sexed animal owned by an eligible pensioner	M	N	\$27.30	\$27.30	\$0.00	\$27.30	0.00%
0995	(c) for an animal that is not desexed (except one kept by a recognised breeder for breeding purposes)	M	N	\$226.80	\$226.80	\$0.00	\$226.80	0.00%

RefNo	Name	Pricing Policy Category	GST	Year 22/23	Year 23/24			Increase %
				Fee (incl. GST)	Fee (excl. GST)	GST	Fee (incl. GST)	

## REGISTRATION FEES PAYABLE FOR THE REGISTRATION OF A COMPANION ANIMAL [continued]

0996	(d) for an animal that is not desexed and is kept by a recognised breeder for breeding purposes	M	N	\$63.00	\$63.00	\$0.00	\$63.00	0.00%
0997	(e) for an animal (whether desexed or not) kept at the premises of an accredited research establishment under the Animal Research Act 1985 for the purposes of research under that Act	M	N					No Fee
0998	(f) Trained Assistance Animal (required to be microchipped)	M	N					No Fee
0999	(g) for dog sold by eligible pound/ shelter desexed at time of registration	M	N	\$30.00	\$30.00	\$0.00	\$30.00	0.00%
1000	(h) Dangerous Dog Enclosure Certificate of Compliance	M	N	\$205.00	\$205.00	\$0.00	\$205.00	0.00%
1001	Animal holding fee per animal per 24 hour period	C	N	\$19.00	\$19.00	\$0.00	\$19.00	0.00%
1002	(i) Annual permit required for cats that are not desexed	N/A	N	\$80.00	\$80.00	\$0.00	\$80.00	0.00%
1003	(j) Annual Dog Permit Restricted Breed	N/A	N	\$195.00	\$195.00	\$0.00	\$195.00	0.00%
1004	(k) Dog not desexed not recommended	N/A	N	\$60.00	\$60.00	\$0.00	\$60.00	0.00%
1005	(l) Working dog	N/A	N					No Fee
1006	(m) Recognised Assistance Animal	N/A	N					No Fee
1007	(n) Cat desexed or not desexed	N/A	N	\$50.00	\$50.00	\$0.00	\$50.00	0.00%
1008	(o) Cat desexed owned by pensioner	N/A	N	\$26.00	\$26.00	\$0.00	\$26.00	0.00%
1009	(p) Cat desexed sold by shelter	N/A	N	\$25.00	\$25.00	\$0.00	\$25.00	0.00%
1010	(q) Cat not desexed not recommended	N/A	N	\$50.00	\$50.00	\$0.00	\$50.00	0.00%

continued on next page ...

Page 116 of 217

RefNo	Name	Pricing Policy Category	GST	Year 22/23	Year 23/24			Increase %
				Fee (incl. GST)	Fee (excl. GST)	GST	Fee (incl. GST)	

## REGISTRATION FEES PAYABLE FOR THE REGISTRATION OF A COMPANION ANIMAL [continued]

1011	(r) Cat owned by recognised breeder	N/A	N	\$50.00	\$50.00	\$0.00	\$50.00	0.00%
1012	(s) Permit for undsexed cat	N/A	N	\$80.00	\$80.00	\$0.00	\$80.00	0.00%

### 12.2.2 CAT TRAP HIRE

1013	Hire Fee	N/A	Y	\$19.00	\$18.18	\$1.82	\$20.00	5.26%
1014	Pensioner Hire Fee	N/A	Y	\$11.00	\$10.55	\$1.05	\$11.60	5.45%
1015	Return Deposit	N/A	N	\$51.00	\$54.00	\$0.00	\$54.00	5.88%
1016	Pensioner Return Deposit	N/A	N	\$26.00	\$27.50	\$0.00	\$27.50	5.77%
1017	Cat Trap replacement fee	N/A	Y	Full Cost Recovery				

### 12.3 EP&A ACT COMPLIANCE COST NOTICE FEES

1018	Compliance Cost Notice under the Environmental Planning and Assessment Act – For cost and expenses relating to the preparation or service of a notice of intention to issue an order	N/A	N	\$750.00	\$750.00	\$0.00	\$750.00	0.00%
1019	Compliance Cost Notice under the Environmental Planning and Assessment Act – For costs and expenses relating to an investigation that leads to the issuing of an Order	N/A	N	\$750.00	\$750.00	\$0.00	\$750.00	0.00%
1020	Reinspection of business after Notice/Direction issued (Fees are subject to change due to legislation changes)	N/A	N	\$750.00	\$750.00	\$0.00	\$750.00	0.00%

continued on next page ...

Page 117 of 217

RefNo	Name	Pricing Policy Category	GST	Year 22/23	Year 23/24			Increase %
				Fee (incl. GST)	Fee (excl. GST)	GST	Fee (incl. GST)	

## EP&A ACT COMPLIANCE COST NOTICE FEES [continued]

1021	Compliance Cost Notice under the Environmental Planning and Assessment Act – For costs and expenses relating to an investigation that leads to the issuing of an Order – Severe Breach	N/A	N					Full Cost Recovery
------	--	-----	---	--	--	--	--	--------------------

## 12.4 IMPOUNDING CHARGE (ANIMALS)

### 12.4.1 HORSES AND CATTLE

1022	Deterrent Fee (per head)	N/A	N	\$18.00	\$18.00	\$0.00	\$18.00	0.00%
1023	Each additional animal	N/A	N	\$11.00	\$11.00	\$0.00	\$11.00	0.00%
1024	Driver's allowance (per head/km)	N/A	N					Full Cost Recovery
1025	Release fee (per head)	N/A	N	\$26.00	\$26.00	\$0.00	\$26.00	0.00%
1026	Daily Sustenance fee (per head)	N/A	N	\$20.00	\$20.00	\$0.00	\$20.00	0.00%

### 12.4.2 SHEEP

1027	Sheep	N/A	N	\$17.00	\$17.00	\$0.00	\$17.00	0.00%
1028	Deterrent Fee (1-30 head)	N/A	N	\$11.00	\$11.00	\$0.00	\$11.00	0.00%
1029	Driver's allowance (at head/km)	N/A	N					Full Cost Recovery
1030	Release Fee (1-30 head)	N/A	N	\$26.00	\$26.00	\$0.00	\$26.00	0.00%
1031	Daily Sustenance fee (per head)	N/A	N	\$21.00	\$21.00	\$0.00	\$21.00	0.00%

## 12.5 IMPOUNDED ITEMS (OTHER THAN VEHICLES, CLOTHING BINS & SHOPPING TROLLEYS)

### 12.5.1 FEE FOR ADMINISTRATION, ADVERTISING, SEIZURE, TAKING CHARGES, REMOVAL COSTS AND RELEASE FEE (MAXIMUM)

1032	Up to 1.2m2	N/A	N	\$111.00	\$117.00	\$0.00	\$117.00	5.41%
1033	Greater than or equal to 1.2m2	N/A	N	\$221.00	\$232.50	\$0.00	\$232.50	5.20%
1034	Storage charges per day	N/A	N	\$16.00	\$16.80	\$0.00	\$16.80	5.00%

RefNo	Name	Pricing Policy Category	GST	Year 22/23	Year 23/24			Increase %
				Fee (incl. GST)	Fee (excl. GST)	GST	Fee (incl. GST)	

## 12.6 OUTSTANDING NOTICES CERTIFICATE NOXIOUS WEEDS

1035	Outstanding Notices Certificate Noxious Weeds (Bio-diversity)	L	N	\$168.00	\$168.00	\$0.00	\$168.00	0.00%
------	---	---	---	----------	----------	--------	----------	-------

## 12.7 POUND FEES

### 12.7.1 COMPANION ANIMALS IMPOUNDING FEES – PREFERRED VET

1036	Surrender Dog	N/A	N					Full Cost Recovery
1037	Surrender Cat	N/A	N					Full Cost Recovery
1038	Extra charge for after hours access	N/A	N					Actual cost of AH attendance

### 12.7.2 COMPANION ANIMALS IMPOUNDING FEES – (BLACKTOWN POUND)

1039	Surrender Dog	N/A	N					Actual cost
1040	Surrender Cat	N/A	N					Actual cost
1041	Extra charge for after hours access	N/A	N					Actual cost of AH attendance

### 12.7.3 COMPANION ANIMALS – IMPOUNDING & RELEASE FEES FROM APPROVED PREMISES – VETS, ETC.

1042	Administration & Release Fee	N/A	N	\$17.00	\$17.00	\$0.00	\$17.00	0.00%
1043	Daily Boarding Charge – Dog up to 20kg	N/A	N	\$21.00	\$21.00	\$0.00	\$21.00	0.00%
1044	Daily Boarding Charge – Dog over 20kg	N/A	N	\$21.00	\$21.00	\$0.00	\$21.00	0.00%

### 12.7.4 COMPANION ANIMALS – SEIZURE & RELEASE FEES FROM COUNCIL

1045	Administration & Release Fee	N/A	N	\$27.00	\$27.00	\$0.00	\$27.00	0.00%
1046	Daily Boarding Charge – Dog up to 20kg	N/A	N	\$16.00	\$16.00	\$0.00	\$16.00	0.00%
1047	Daily Boarding Charge – Dog over 20kg	N/A	N	\$21.00	\$21.00	\$0.00	\$21.00	0.00%
1048	Daily Boarding Charge – Cat	N/A	N	\$16.00	\$16.00	\$0.00	\$16.00	0.00%
1049	Pound release per night – Rydalmere Operations Centre Depot	N/A	N	\$26.00	\$26.00	\$0.00	\$26.00	0.00%

RefNo	Name	Pricing Policy Category	GST	Year 22/23	Year 23/24			Increase %
				Fee (incl. GST)	Fee (excl. GST)	GST	Fee (incl. GST)	

## 12.8 REGULATED PREMISES – PUBLIC HEALTH – FOOD

### 12.8.1 1. PERMANENT PREMISES

#### 12.8.1.1 A. FEE CHARGED PER INSPECTION

##### 12.8.1.1.1 CATEGORY 1

1050	Major venues/ function centres and premises with more than 6 food/ beverage service areas	C	N	\$813.00	\$850.00	\$0.00	\$850.00	4.55%
------	---	---	---	----------	----------	--------	----------	-------

##### 12.8.1.1.2 CATEGORY 2

1051	Supermarkets, hotels/motels/ clubs, Liquor Licensed outlets with between 3 & 6 food/beverage service areas	N/A	N	\$603.00	\$633.00	\$0.00	\$633.00	4.98%
------	--	-----	---	----------	----------	--------	----------	-------

##### 12.8.1.1.3 CATEGORY 3

1052	Liquor Licensed outlets – Cafe/ Restaurants/ Nightclubs up to 3 food/beverage service areas	N/A	N	\$330.00	\$346.00	\$0.00	\$346.00	4.85%
------	---	-----	---	----------	----------	--------	----------	-------

##### 12.8.1.1.4 CATEGORY 4

1053	Cafes, Restaurants (other than liquor licensed), Takeaway outlets Bakery, Fish, Catered Canteen (including schools) food factories – small processing areas, other places of food production	N/A	N	\$246.00	\$258.00	\$0.00	\$258.00	4.88%
------	--	-----	---	----------	----------	--------	----------	-------

##### 12.8.1.1.5 CATEGORY 5

1054	Premises where only packaged foods sold and no processing undertaken (convenience stores, service stations, fruit and vegetable stores)	N/A	N	\$162.00	\$170.00	\$0.00	\$170.00	4.94%
------	---	-----	---	----------	----------	--------	----------	-------



RefNo	Name	Pricing Policy Category	GST	Year 22/23	Year 23/24			Increase %
				Fee (incl. GST)	Fee (excl. GST)	GST	Fee (incl. GST)	

#### 12.8.1.2 B. RE-INSPECTION FEE – APPLICABLE WHERE REQUIRED FEE CHARGED ACCORDING TO CATEGORY OF PREMISES

1055	Category 1	N/A	N	\$813.00	\$850.00	\$0.00	\$850.00	4.55%
1056	Category 2	N/A	N	\$603.00	\$633.00	\$0.00	\$633.00	4.98%
1057	Category 3	N/A	N	\$330.00	\$346.00	\$0.00	\$346.00	4.85%
1058	Category 4	N/A	N	\$246.00	\$258.00	\$0.00	\$258.00	4.88%
1059	Category 5	N/A	N	\$162.00	\$170.00	\$0.00	\$170.00	4.94%

#### 12.8.1.3 C. COMPLIANCE INSPECTION FEE – APPLICABLE WHERE REQUIRED FEE CHARGED ACCORDING TO CATEGORY OF PREMISES

1060	Category 1	N/A	N	\$813.00	\$850.00	\$0.00	\$850.00	4.55%
1061	Category 2	N/A	N	\$603.00	\$633.00	\$0.00	\$633.00	4.98%
1062	Category 3	N/A	N	\$330.00	\$346.00	\$0.00	\$346.00	4.85%
1063	Category 4	N/A	N	\$246.00	\$258.00	\$0.00	\$258.00	4.88%
1064	Category 5	N/A	N	\$162.00	\$170.00	\$0.00	\$170.00	4.94%
1065	Registered charity or non-profit community service organisation	A	N					No Fee

### 12.8.2 2. MOBILE FOOD VENDORS

#### 12.8.2.1 A. ANNUALLY RENEWABLE REGISTRATION & INSPECTION, 1 REVIEW INCLUDED, CHARGE PER VEHICLE

1066	Category (1) Ice Cream/soft serve and/or potentially hazardous ready-to-eat products	N/A	N	\$320.00	\$336.00	\$0.00	\$336.00	5.00%
1067	Category (2) Packaged food/drink products only, where no direct handling or processing of food undertaken	N/A	N	\$204.00	\$214.00	\$0.00	\$214.00	4.90%

#### 12.8.2.2 B. RE-INSPECTION FEE – APPLICABLE WHERE >1 REVIEW INSPECTION HAS BEEN CONDUCTED

1068	Category (1) Ice Cream/soft serve and/or heated products	N/A	N	\$320.00	\$336.00	\$0.00	\$336.00	5.00%
1069	Category (2) Packaged food/drink products only, where no direct handling or processing of food undertaken	N/A	N	\$199.00	\$214.00	\$0.00	\$214.00	7.54%

RefNo	Name	Pricing Policy Category	GST	Year 22/23	Year 23/24			Increase %
				Fee (incl. GST)	Fee (excl. GST)	GST	Fee (incl. GST)	

### 12.8.3 3. ROYAL EASTER SHOW

1070	Medium Risk Food Outlets/Food Van/ Permanent Site/ Mobile Vendor		N	\$0.00	\$305.00	\$0.00	\$305.00	∞
1071	High Risk Food Outlets/Food Van/ Permanent Site/ Mobile Vendor	N/A	N	\$582.00	\$611.00	\$0.00	\$611.00	4.98%
1072	Low Risk Food Outlets/Food Van/ Permanent Site/ Mobile Vendor	N/A	N	\$131.00	\$137.00	\$0.00	\$137.00	4.58%

### 12.8.4 4. TEMPORARY FOOD STALLS

1073	Late Fee Temporary Food Application Fee		N	\$0.00	\$50.00	\$0.00	\$50.00	∞
1074	Temporary Food Application Fee (per application)		N	\$0.00	\$50.00	\$0.00	\$50.00	∞
1075	Category (2) Registered charity or non-profit community service organisation	N/A	N	No Fee				

#### 12.8.4.1 DAILY INSPECTION FEE APPLICABLE FOR EACH EVENT

1076	Category (1) Commercial operation	N/A	N	\$115.00	\$120.00	\$0.00	\$120.00	4.35%
1077	Category (2) Registered charity or non-profit community service organisation	N/A	N	No Fee				

#### 12.8.4.2 ANNUAL (FINANCIAL YEAR) REGISTRATION OF TEMPORARY FOOD STALL (INCLUSIVE OF ALL FOOD INSPECTION FEES)

1078	Category (1) Commercial operation	N/A	N	\$257.00	\$270.00	\$0.00	\$270.00	5.06%
------	-----------------------------------	-----	---	----------	----------	--------	----------	-------

### 12.8.5 5. FOOD PREMISES – ANNUAL ADMINISTRATION FEE – HIGH & MEDIUM RISK BUSINESSES ONLY AS PER NSW FOOD AUTHORITY CATEGORIES

1079	Small-sized – 5 or less equivalent full time food handlers selling high risk food but no direct food handling required (eg. packaged only)	N/A	N	\$288.00	\$302.00	\$0.00	\$302.00	4.86%
------	--	-----	---	----------	----------	--------	----------	-------

RefNo	Name	Pricing Policy Category	GST	Year 22/23	Year 23/24			Increase %
				Fee (incl. GST)	Fee (excl. GST)	GST	Fee (incl. GST)	

## 5. FOOD PREMISES – ANNUAL ADMINISTRATION FEE – HIGH & MEDIUM RISK BUSINESSES ONLY AS PER NSW FOOD AUTHORITY CATEGORIES [continued]

1080	Medium-sized – 6-50 equivalent full time food handlers	N/A	N	\$687.00	\$721.00	\$0.00	\$721.00	4.95%
1081	Large-sized – 51 or more equivalent full time food handlers	N/A	N	\$2,856.00	\$2,998.00	\$0.00	\$2,998.00	4.97%
1082	School Canteen (run by P & C – not for profit)	N/A	N					No Fee
1083	Administration fee accompanying service of improvement notice (subject to Food Act amendment)	M	N	\$330.00	\$330.00	\$0.00	\$330.00	0.00%

## 12.9 REGULATED PREMISES – PUBLIC HEALTH – OTHER

### 12.9.1 A. INSPECTION FEE – LEGIONELLA CONTROL (COOLING TOWERS), MORTUARIES, BARBER, HAIRDRESSING, BEAUTY TREATMENT, BODY PIERCING & TATTOO PREMISES

#### 12.9.1.1 COOLING TOWERS AND WARM WATER SYSTEMS

1084	First Unit	N/A	N	\$336.00	\$352.00	\$0.00	\$352.00	4.76%
1085	Each Additional Unit	N/A	N	\$336.00	\$352.00	\$0.00	\$352.00	4.76%
1086	Warm Water Premises	N/A	N	\$735.00	\$772.00	\$0.00	\$772.00	5.03%
1087	Each re-inspection (per hour + 1/2 hour or part thereof < 1 hour)	N/A	N	\$152.00	\$160.00	\$0.00	\$160.00	5.26%
1088	Legionella Sampling and Assessment	N/A	N					Full Cost Recovery

#### 12.9.1.2 HIGH RISK SKIN PENETRATION PREMISES & MORTUARIES

1089	Inspection fee (Inclusive of 1 review inspection)	C	N	\$336.00	\$353.00	\$0.00	\$353.00	5.06%
------	---	---	---	----------	----------	--------	----------	-------

#### 12.9.1.3 BARBERS, HAIRDRESSING ACTIVITY ONLY

1090	Inspection fee (Inclusive of 1 review inspection)	C	N	\$183.00	\$192.00	\$0.00	\$192.00	4.92%
------	---	---	---	----------	----------	--------	----------	-------

RefNo	Name	Pricing Policy Category	GST	Year 22/23	Year 23/24			Increase %
				Fee (incl. GST)	Fee (excl. GST)	GST	Fee (incl. GST)	

#### 12.9.1.4 IMPROVEMENT NOTICES AND PROHIBITION ORDERS UNDER PUBLIC HEALTH REGULATION 2012

1091	Containing a regulated system (cooling tower/ warm water system)	C	N	\$560.00	\$620.00	\$0.00	\$620.00	10.71%
1092	Any other premises (skin penetration, public swimming pool,)	C	N	\$270.00	\$290.00	\$0.00	\$290.00	7.41%

#### 12.9.1.5 PUBLIC AND SEMI-PUBLIC SWIMMING POOLS

1093	Outdoor & indoor swimming pools (First Pool)	C	N	\$309.00	\$324.00	\$0.00	\$324.00	4.85%
1094	Spa Pools (First Spa)	C	N	\$309.00	\$324.00	\$0.00	\$324.00	4.85%
1095	Pools/Spas (Each Additional Pool/ Spa)	C	N	\$68.00	\$71.00	\$0.00	\$71.00	4.41%
1096	Bacteriological assessment fee (taken if chemical parameters have failed)	C	N	Full Cost Recovery				
1097	Boarding House inspection	C	N	\$315.00	\$330.00	\$0.00	\$330.00	4.76%
1098	Public Health Regulation Notification Fee (regulated system/ s, public pool/spa, skin penetration premises)	C	N	\$100.00	\$105.00	\$0.00	\$105.00	5.00%
1099	Reinspection Fee for Prohibition Order under the Public Health Regulation (per hour, maximum charge of 2 hours)	C	N	\$250.00	\$255.00	\$0.00	\$255.00	2.00%

#### 12.9.2 6. ONSITE SEWAGE MANAGEMENT APPLICATIONS

1100	Application to Install an On-site sewage management system – 1-10 Equivalent Persons (Includes 2 inspection fees & approval to operate fee)	N/A	N	\$367.00	\$367.00	\$0.00	\$367.00	0.00%
------	---	-----	---	----------	----------	--------	----------	-------

continued on next page ...

Page 124 of 217

RefNo	Name	Pricing Policy Category	GST	Year 22/23	Year 23/24			Increase %
				Fee (incl. GST)	Fee (excl. GST)	GST	Fee (incl. GST)	

## 6. ONSITE SEWAGE MANAGEMENT APPLICATIONS [continued]

1101	Application to Install an On-site sewage management system – >10 Equivalent Persons (Includes 2 inspections & approval to operate)	N/A	N	\$735.00	\$735.00	\$0.00	\$735.00	0.00%
1102	Application to Install an On-site sewage management system – Non Residential	N/A	N	\$1,071.00	\$1,071.00	\$0.00	\$1,071.00	0.00%
1103	Application to amend or alter an On-site sewage management system	N/A	N	\$204.00	\$204.00	\$0.00	\$204.00	0.00%
1104	On-site Sewage Management System – Inspection Fee/ hour (minimum 1/2 hour)	N/A	N	\$189.00	\$189.00	\$0.00	\$189.00	0.00%
1105	Approval to Operate an On-site Sewage Management System (includes 1 inspection)	N/A	N	\$136.00	\$136.00	\$0.00	\$136.00	0.00%
1106	Pre-Purchase Inspection of an On-site Sewage Management System	N/A	N	\$189.00	\$189.00	\$0.00	\$189.00	0.00%

### 12.9.3 7. OTHER EVENT

1107	Other event inspection fees each event (e.g. Tattoo Expo, temporary skin penetration stall)	N/A	N	\$115.00	\$121.00	\$0.00	\$121.00	5.22%
1108	Addition inspection / re-inspection fee*	N/A	N	\$115.00	\$121.00	\$0.00	\$121.00	5.22%

### 12.9.4 8. ENVIRONMENTAL / PROTECTION OF THE ENVIRONMENT OPERATIONS ACT

1109	Environmental Compliance Inspection Fee		N	\$0.00	\$425.00	\$0.00	\$425.00	∞
------	---	--	---	--------	----------	--------	----------	---

continued on next page ...

Page 125 of 217

RefNo	Name	Pricing Policy Category	GST	Year 22/23	Year 23/24			Increase %
				Fee (incl. GST)	Fee (excl. GST)	GST	Fee (incl. GST)	

## 8. ENVIRONMENTAL / PROTECTION OF THE ENVIRONMENT OPERATIONS

### ACT [continued]

1110	Clean-up Notice / Prevention Notice / Administration Fee	N/A	N	\$605.00	\$785.00	\$0.00	\$785.00	29.75%
1111	Cost Recovery Notice Fee	N/A	N	Total costs including staff time, contractors, resources and administrative expenses				

## 12.10 REGULATORY CONTROL

### 12.10.1 ANNUAL FIRE SAFETY STATEMENTS – EP&A REG CL. 177(1)

1112	Incorrect Annual Fire Safety Statement (per submission)		N	\$0.00	\$100.00	\$0.00	\$100.00	∞
1113	Registration by Council – LG Act Section 608 (2)	N/A	N	\$205.00	\$215.00	\$0.00	\$215.00	4.88%
1114	Late fee	N/A	N	\$100 for first month, \$200 for 2nd month and so on up to a maximum of 5 months				
1115	Annual Fire Safety Statement – Request to stay penalty infringement notice	N/A	N	\$441.00	\$464.00	\$0.00	\$464.00	5.22%

### 12.10.2 FIRE SAFETY INSPECTION

1116	Inspection fee for failure to comply with Order for fire audit for the 1st hour and report	N/A	Y	\$378.00	\$343.64	\$34.36	\$378.00	0.00%
1117	Additional time billed at 15 minute intervals pro rata	N/A	Y	\$200.00	\$200.00	\$20.00	\$220.00	10.00%

### 12.10.3 EXTENSION TO APPROVED DA WORKING HOURS

1118	Application/ Emergency notification fee (non refundable)	N/A	N	\$525.00	\$502.00	\$0.00	\$502.00	-4.38%
1119	Processing / administration fee for all applications	N/A	N	\$2,100.00	\$2,004.54	\$0.00	\$2,004.54	-4.55%

### 12.10.4 GRAFFITI REMOVAL

1120	Graffiti Removal (Using Chemical) – per sq. metre	N/A	Y	\$48.00	\$45.91	\$4.59	\$50.50	5.21%
------	---	-----	---	---------	---------	--------	---------	-------

continued on next page ...

Page 126 of 217



RefNo	Name	Pricing Policy Category	GST	Year 22/23	Year 23/24			Increase %
				Fee (incl. GST)	Fee (excl. GST)	GST	Fee (incl. GST)	

## GRAFFITI REMOVAL [continued]

1121	Graffiti Removal (Using Paint Over) – per sq. metre	N/A	Y	\$33.00	\$31.82	\$3.18	\$35.00	6.06%
1122	Graffiti Removal Flat Hourly Rate – per hour	N/A	Y	\$179.00	\$170.91	\$17.09	\$188.00	5.03%

## 12.10.5 MONITORING COMPLIANCE OF RESTRICTED PREMISES INCLUDING BROTHELS MASSAGE PARLOURS AND OTHER REGULATED OR SIMILAR PREMISES

Note: Subject to Council determination at its meeting on 9 August 2010

1123	Fee for Council staff to undertake monitoring – Minimum fee 1st hour	N/A	N	\$594.00	\$624.00	\$0.00	\$624.00	5.05%
1124	Then per 1/4 hour thereafter	N/A	N	\$151.00	\$159.00	\$0.00	\$159.00	5.30%
1125	Boarding House inspection	N/A	N	\$284.00	\$298.50	\$0.00	\$298.50	5.11%

## 12.11 SWIMMING POOLS SAFETY

### 12.11.1 SWIMMING POOLS ACT CERTIFICATES – FOR POOL BARRIER REQUIREMENTS

1126	Application of Exemption – Section 22 – Swimming Pools Reg Cl. 13	N/A	N	\$72.00	\$72.00	\$0.00	\$72.00	0.00%
1127	Application for inspection and Certificate of Compliance – Section 22C&D – Swimming Pools Reg Cl. 18A First inspection + Reinspection (if follow-up inspection not required, \$100 will be refunded)	N/A	Y	\$250.00	\$250.00	\$25.00	\$275.00	10.00%
1128	Swimming Pool Re-inspection Fee	N/A	Y	\$100.00	\$100.00	\$10.00	\$110.00	10.00%
1129	Swimming School Safety – Resuscitation Posters	N/A	Y	Full Cost Recovery				

RefNo	Name	Pricing Policy Category	GST	Year 22/23	Year 23/24			Increase %
				Fee (incl. GST)	Fee (excl. GST)	GST	Fee (incl. GST)	

## SWIMMING POOLS ACT CERTIFICATES – FOR POOL BARRIER REQUIREMENTS [continued]

1130	Mandatory inspection Swimming Pool fencing Section 22B (2) (tourist accommodation and buildings with more than 2 dwellings) – Includes First Inspection + Reinspection	C	N	\$270.00	\$270.00	\$0.00	\$270.00	0.00%
1131	Registration of private swimming pools (Section 30B (2)(b) of the Swimming Pools Act)	N/A	Y	\$10.00	\$9.09	\$0.91	\$10.00	0.00%

## 13 RIVERSIDE THEATRES

### 13.1 RIVERSIDE THEATRES COMMUNITY HIRE RATES

#### 13.1.1 RIVERSIDE THEATRE COMMUNITY HIRE

All venue rental charges as listed or 10% of Net Box Office, whichever is the greater (Net Box Office: Gross sales less Booking Fees, Credit Card Charges and Commissions)

All non-performance days (bump-in, plotting, rehearsal days etc) at 50% of applicable venue hire rate for One Performance

##### 13.1.1.1 COURTYARD (FULL DAY)

All venue rental charges as listed or 10% of Net Box Office, whichever is the greater (Net Box Office: Gross sales less Booking Fees, Credit Card Charges and Commissions)

All non-performance days (bump-in, plotting, rehearsal days etc) at 50% of applicable venue hire rate for One Performance

1132	Sunday to Thursday*	N/A	Y	\$920.00	\$954.55	\$95.45	\$1,050.00	14.13%
1133	Friday to Saturday*	N/A	Y	\$1,295.00	\$1,318.18	\$131.82	\$1,450.00	11.97%

##### 13.1.1.2 COURTYARD (HALF DAY)

All venue rental charges as listed or 10% of Net Box Office, whichever is the greater (Net Box Office: Gross sales less Booking Fees, Credit Card Charges and Commissions)

All non-performance days (bump-in, plotting, rehearsal days etc) at 50% of applicable venue hire rate for One Performance

Bump In and Rehearsal period is free on the day of the performance for a period of up to four (4) hours only, with the exception of staff costs

The Theatres Technical Staff as outlined above must be employed during the Bump In or Rehearsal and are charged to the hirer at a rate of \$55 per hour (incl. GST) per staff member per hour. Penalty rates apply for periods exceeding eight (8) hours, Sundays and Public Holidays

1134	Sunday to Thursday*	N/A	Y	\$460.00	\$500.00	\$50.00	\$550.00	19.57%
------	---------------------	-----	---	----------	----------	---------	----------	--------

continued on next page ...

Page 128 of 217

RefNo	Name	Pricing Policy Category	GST	Year 22/23	Year 23/24			Increase %
				Fee (incl. GST)	Fee (excl. GST)	GST	Fee (incl. GST)	

**COURTYARD (HALF DAY)** [continued]

1135	Friday to Saturday*	N/A	Y	\$645.00	\$681.82	\$68.18	\$750.00	16.28%
1136	Minimum staff required in the venue hire of Riverside Courtyard: 1 Front of House Supervisor, 1 Stage Door Security, 1 Usher, 1 Technician	N/A	Y	\$840.00	\$610.91	\$61.09	\$672.00	-20.00%

Total 4 staff cost for minimum 4 hours at an average hourly rate of \$55 per hour

**13.1.1.3 ONE PERFORMANCE ONLY**

1137	Sunday to Thursday*	N	Y	\$4,355.00	\$5,363.64	\$536.36	\$5,900.00	35.48%
1138	Friday to Saturday*	N	Y	\$5,870.00	\$6,363.64	\$636.36	\$7,000.00	19.25%

**13.1.1.4 ADDITIONAL PERFORMANCES**

1139	Fri-Sat - Further Additional Performances		Y	\$0.00	\$1,909.09	\$190.91	\$2,100.00	∞
1140	Sun-Thu - Further Additional Performances		Y	\$0.00	\$1,636.36	\$163.64	\$1,800.00	∞
1141	Sun-Thu (First Additional Performance)	N	Y	\$3,489.99	\$3,181.82	\$318.18	\$3,500.00	0.29%
1142	Fri-Sat First (Additional Performance)	N	Y	\$4,580.00	\$3,818.18	\$381.82	\$4,200.00	-8.30%
1143	Minimum staff required in the venue hire of Riverside Theatre: 1 Front of House Supervisor, 1 Stage Door Security, 4 Ushers, 1 Technical Lighting, 1 Technical Sound 1 Technical Stage	N	Y	\$1,890.00	\$1,500.00	\$150.00	\$1,650.00	-12.70%

Total 9 staff cost for minimum 4 hours at an average hourly rate of \$55 per hour

**13.1.2 RIVERSIDE THEATRE LEVEL 1**

1145	Lennox Holding Room or LX Plot Rate		Y	\$0.00	\$590.91	\$59.09	\$650.00	∞
1144	Sun- Thur First Additional Performance		Y	\$0.00	\$3,500.00	\$350.00	\$3,850.00	∞

RefNo	Name	Pricing Policy Category	GST	Year 22/23	Year 23/24			Increase %
				Fee (incl. GST)	Fee (excl. GST)	GST	Fee (incl. GST)	

### 13.1.3 LENNOX THEATRE COMMUNITY HIRE

All venue rental charges as listed or 10% of Net Box Office, whichever is the greater (Net Box Office: Gross sales less Booking Fees, Credit Card Charges and Commissions)

All non-performance days (bump-in, plotting, rehearsal days etc) at 50% of applicable venue hire rate for One Performance

#### 13.1.3.1 ONE PERFORMANCE ONLY

1146	Sunday to Thursday*	C	Y	\$1,295.00	\$1,363.64	\$136.36	\$1,500.00	15.83%
1147	Friday to Saturday*	C	Y	\$1,645.00	\$1,818.18	\$181.82	\$2,000.00	21.58%

#### 13.1.3.2 ADDITIONAL PERFORMANCES

1149	Fri-Sat - Further Additional Performances		Y	\$0.00	\$545.45	\$54.55	\$600.00	∞
1148	Sun-Thu - Further Additional Performances		Y	\$0.00	\$454.55	\$45.45	\$500.00	∞
1150	Sun-Thu (First Additional Performance)	C	Y	\$970.00	\$818.18	\$81.82	\$900.00	-7.22%
1151	Fri-Sat (First Additional Performance)	C	Y	\$1,190.00	\$1,090.91	\$109.09	\$1,200.00	0.84%
1152	Minimum staff required in the venue hire of Lennox Theatre: 1 Front of House Supervisor, 1 Stage Door Security, 1 Usher, 1 Technician	C	Y	\$840.00	\$400.00	\$40.00	\$440.00	-47.62%

Total 4 staff cost for minimum 4 hours at an average hourly rate of \$55 per hour

### 13.1.4 RAFFERTY'S THEATRE COMMUNITY HIRE

All venue rental charges as listed or 10% of Net Box Office, whichever is the greater (Net Box Office: Gross sales less Booking Fees, Credit Card Charges and Commissions)

All non-performance days (bump-in, plotting, rehearsal days etc) at 50% of applicable venue hire rate for One Performance

#### 13.1.4.1 ONE PERFORMANCE ONLY

1153	Sunday to Thursday*	C	Y	\$890.00	\$727.27	\$72.73	\$800.00	-10.11%
1154	Friday to Saturday*	C	Y	\$1,260.00	\$1,090.91	\$109.09	\$1,200.00	-4.76%

#### 13.1.4.2 ADDITIONAL PERFORMANCES

1155	Fri-Sat - Further Additional Performances		Y	\$0.00	\$318.18	\$31.82	\$350.00	∞
------	---	--	---	--------	----------	---------	----------	---

RefNo	Name	Pricing Policy Category	GST	Year 22/23	Year 23/24			Increase %
				Fee (incl. GST)	Fee (excl. GST)	GST	Fee (incl. GST)	

### ADDITIONAL PERFORMANCES [continued]

1156	Sun-Thu - Further Additional Performances		Y	\$0.00	\$272.73	\$27.27	\$300.00	∞
1157	Sun-Thu - (First Additional Performance)	C	Y	\$685.00	\$454.55	\$45.45	\$500.00	-27.01%
1158	Fri-Sat (First Additional Performance)	C	Y	\$770.00	\$636.36	\$63.64	\$700.00	-9.09%
1159	Minimum staff required in the venue hire of Rafferty's Theatre: 1 Front of House Supervisor, 1 Stage Door Security, 1 Usher, 1 Technician	C	Y	\$840.00	\$610.91	\$61.09	\$672.00	-20.00%
Total 4 staff cost for minimum 4 hours at an average hourly rate of \$55 per hour								

## 13.2 RIVERSIDE THEATRES PARRAMATTA COMMERCIAL PERFORMANCE HIRE RATES

All venue rental charges as listed or 10% of Net Box Office, whichever is the greater (Net Box Office: Gross sales less Booking Fees, Credit Card Charges and Commissions)

All non-performance days (bump-in, plotting, rehearsal days etc) at 50% of applicable venue hire rate for One Performance

### 13.2.1 RIVERSIDE THEATRE

#### 13.2.1.1 ONE PERFORMANCE ONLY

1160	Sunday to Thursday*	N	Y	\$5,595.00	\$5,909.09	\$590.91	\$6,500.00	16.18%
1161	Friday to Saturday*	N	Y	\$7,150.45	\$7,000.00	\$700.00	\$7,700.00	7.69%

#### 13.2.1.2 ADDITIONAL PERFORMANCES

1163	Fri-Sat Further Additional Performances		Y	\$0.00	\$2,090.91	\$209.09	\$2,300.00	∞
1162	Sun- Thur Further additional Performances		Y	\$0.00	\$1,818.18	\$181.82	\$2,000.00	∞
1164	Sunday-Thursday (First Additional Performance)	N	Y	\$4,530.00	\$3,636.36	\$363.64	\$4,000.00	-11.70%
1165	Friday to Saturday-(First Additional Performance)	N	Y	\$5,295.00	\$4,272.73	\$427.27	\$4,700.00	-11.24%

continued on next page ...

Page 131 of 217

RefNo	Name	Pricing Policy Category	GST	Year 22/23	Year 23/24			Increase %
				Fee (incl. GST)	Fee (excl. GST)	GST	Fee (incl. GST)	

### ADDITIONAL PERFORMANCES [continued]

1166	Minimum staff required in the venue hire of Riverside Theatre: 1 Front of House Supervisor, 1 Stage Door Security, 4 Ushers, 1 Technical Lighting, 1 Technical Sound 1 Technical Stage, 1 x Duty Technician Minimum staff required in the venue hire of Riverside Theatre: 1 Front of House Supervisor, 1 Stage Door Security, 4 Ushers, 1 Technical Lighting, 1 Technical Sound 1 Technical Stage	N	Y	\$1,890.00	\$1,513.64	\$151.36	\$1,665.00	-11.90%
Total 9 staff cost for minimum 3 hours at an average hourly rate of \$55 per hour								

## 13.2.2 LENNOX THEATRE

### 13.2.2.1 ONE PERFORMANCE ONLY

1167	Sunday to Thursday*	N	Y	\$1,615.00	\$1,545.45	\$154.55	\$1,700.00	5.26%
1168	Friday to Saturday*	N	Y	\$2,215.00	\$2,090.91	\$209.09	\$2,300.00	3.84%

### 13.2.2.2 ADDITIONAL PERFORMANCES

1169	Fri-Sat Further Additional Performances		Y	\$0.00	\$636.36	\$63.64	\$700.00	∞
1170	Sun-Thu Further Additional Performances		Y	\$0.00	\$545.45	\$54.55	\$600.00	∞
1171	Sun-Thur (First Additional Performance)	N	Y	\$1,190.00	\$1,000.00	\$100.00	\$1,100.00	-7.56%
1172	Fri-Sat (First Additional Performance)	N	Y	\$1,835.00	\$1,272.73	\$127.27	\$1,400.00	-23.71%

continued on next page ...

Page 132 of 217



RefNo	Name	Pricing Policy Category	GST	Year 22/23	Year 23/24			Increase %
				Fee (incl. GST)	Fee (excl. GST)	GST	Fee (incl. GST)	

### ADDITIONAL PERFORMANCES [continued]

1173	Minimum staff required in the venue hire of Lennox Theatre: 1 Front of House Supervisor, 1 Stage Door Security, 1 Technician	N	Y	\$840.00	\$400.00	\$40.00	\$440.00	-47.62%
Total 4 staff cost for minimum 4 hours at an average hourly rate of \$55 per hour								

## 13.2.3 RAFFERTY'S THEATRE

### 13.2.3.1 ONE PERFORMANCE ONLY

1174	Sunday to Thursday*	N	Y	\$960.00	\$772.73	\$77.27	\$850.00	-11.46%
1175	Friday to Saturday*	N	Y	\$1,525.00	\$1,227.27	\$122.73	\$1,350.00	-11.48%

### 13.2.3.2 ADDITIONAL PERFORMANCES

1176	Fri-Sat - Further Additional Performances		Y	\$0.00	\$363.64	\$36.36	\$400.00	∞
1177	Sun-Thu - Further Additional Performances		Y	\$0.00	\$272.73	\$27.27	\$300.00	∞
1178	Sun-Thur First (Additional Performance)	N	Y	\$765.00	\$454.55	\$45.45	\$500.00	-34.64%
1179	Fri-Sat First (Additional Performance)	N	Y	\$960.00	\$727.27	\$72.73	\$800.00	-16.67%
1180	Minimum staff required in the venue hire of Rafferty's Theatre: 1 Front of House Supervisor, 1 Stage Door Security, 1 Usher, 1 Technician	N	Y	\$800.00	\$610.91	\$61.09	\$672.00	-16.00%

Total 4 staff cost for minimum 4 hours at an average hourly rate of \$55 per hour

## 13.2.4 COURTYARD (FULL DAY)

1181	Sunday to Thursday*	N	Y	\$1,155.00	\$1,136.36	\$113.64	\$1,250.00	8.23%
1182	Friday to Saturday*	N	Y	\$1,615.00	\$1,545.45	\$154.55	\$1,700.00	5.26%

RefNo	Name	Pricing Policy Category	GST	Year 22/23	Year 23/24			Increase %
				Fee (incl. GST)	Fee (excl. GST)	GST	Fee (incl. GST)	

### 13.2.5 COURTYARD (HALF DAY)

1183	Sunday to Thursday*	N/A	Y	\$575.00	\$590.91	\$59.09	\$650.00	13.04%
1184	Friday to Saturday*	N/A	Y	\$810.00	\$772.73	\$77.27	\$850.00	4.94%
1185	Minimum staff required in the venue hire of Riverside Courtyard: 1 Front of House Supervisor, 1 Stage Door Security, 1 Usher, 1 Technician	N/A	Y	\$840.00	\$610.91	\$61.09	\$672.00	-20.00%

Total 4staff cost for minimum 3 hours at an average hourly rate of \$56 per hour

### 13.2.6 CHARGES NOT INCLUDED IN HIRE RATES

Fees/charges are negotiable at the discretion of the Director.

It is essential that all hirers read the Performance Hire Guide which outlines the Theatres Policies and Procedures relating to Venue Bookings.

1186	Piano Hire	N/A	Y	\$300.00 to \$900.00				
1187	Booking Fees	N/A	Y	\$1.20 - \$9.90				
				<b>Last year fee</b> \$1.10 to \$8.00				
1188	Staff hire rate – per hour (minimum 3 hour call applies)	N/A	Y	\$52.00-\$65.00				
				<b>Last year fee</b> \$49.50 to \$60.00				
1189	Staff hire penalty rate – per hour (min3 hour call applies)	N/A	Y	\$78.00- \$98.00				
1190	Additional equipment hire – rate on application	N/A	Y	Various Fees Apply				
1191	Consumables – rate on application	N/A	Y	Various Fees Apply				
1192	Deposit	N/A	Y	A deposit of 50% of the total fee/charge is required, which may be forfeited if the hire does not proceed.				

### 13.2.7 CHARGES NOT INCLUDED IN HIRE RATES

All venue rental charges as listed or 10% of Net Box Office, whichever is the greater (Net Box Office: Gross sales less Booking Fees, Credit Card Charges and Commissions)

All non-performance days (bump-in, plotting, rehearsal days etc) at 50% of applicable venue hire rate for One Performance

Fees/charges are negotiable at the discretion of the Director

It is essential that all hirers read the Performance Hire Guide which outlines the Theatres Policies and Procedures relating to Venue Bookings

RefNo	Name	Pricing Policy Category	GST	Year 22/23	Year 23/24			Increase %
				Fee (incl. GST)	Fee (excl. GST)	GST	Fee (incl. GST)	

## 14 WASTE & CLEANSING

### 14.1 CLEANSING

1193	Cleansing Labour and Plant hire (service provided to internal Council customers) - minimum hire 4 hours		N	Current hourly rate plus on-cost and current plant cost. Cost varies dependent on plant requirements  <b>Last year fee</b> Currently hourly rate plus on-cost and current plant cost. Cost varies dependent on plant requirements				
1194	Litter bin service (additional collection of existing litter bin)		N	\$11.47	\$11.47	\$0.00	\$11.47	0.00%
1195	Street sweeper hire (minimum hire 4 hours) – per hr charge	N/A	Y	\$311.96	\$283.60	\$28.36	\$311.96	0.00%

### 14.2 COMMERCIAL WASTE MANAGEMENT CHARGE

#### 14.2.1 ONE BIN REMOVED ONCE WEEKLY

1196	80 Litre Bin Service	N/A	N	\$444.50	\$466.73	\$0.00	\$466.73	5.00%
1197	140 Litre Bin Service	N/A	N	\$493.35	\$518.02	\$0.00	\$518.02	5.00%
1198	240 Litre Bin Service	N/A	N	\$743.30	\$780.47	\$0.00	\$780.47	5.00%
1199	660 Litre Bin Service	N/A	N	\$1,861.30	\$1,954.37	\$0.00	\$1,954.37	5.00%
1200	1,100 Litre Bin Service	N/A	N	\$2,611.75	\$2,742.34	\$0.00	\$2,742.34	5.00%

#### 14.2.2 BIN REPLACEMENT (FOR SECOND AND SUBSEQUENT LOSS PER YEAR)

1201	80 Litre Bin Service	N/A	N	\$80.60	\$84.63	\$0.00	\$84.63	5.00%
1202	140 Litre Garbage Bin	N/A	N	\$80.60	\$84.63	\$0.00	\$84.63	5.00%
1203	240 Litre Garbage Bin	N/A	N	\$87.95	\$92.35	\$0.00	\$92.35	5.00%
1204	660 Litre Mobile Garbage Bin	N/A	N	\$375.85	\$394.64	\$0.00	\$394.64	5.00%
1205	1,100 Litre Mobile Garbage Bin	N/A	N	\$501.05	\$526.10	\$0.00	\$526.10	5.00%

#### 14.2.3 (A) RECYCLING SERVICE CHARGE

1206	Provision of 240 Litre bin collected weekly (1 pick up) – Annual Charge	N/A	N	\$130.80	\$137.34	\$0.00	\$137.34	5.00%
------	---	-----	---	----------	----------	--------	----------	-------

continued on next page ...

Page 135 of 217

RefNo	Name	Pricing Policy Category	GST	Year 22/23	Year 23/24			Increase %
				Fee (incl. GST)	Fee (excl. GST)	GST	Fee (incl. GST)	

**(A) RECYCLING SERVICE CHARGE** [continued]

1207	Provision of 660 Litre Bin co-mingled collected weekly (1 pick-up) – Annual Charge	N/A	N	\$631.05	\$662.60	\$0.00	\$662.60	5.00%
1208	Provision of 1,100 Litre Bin co-mingled collected weekly (1 pick-up) – Annual Charge	N/A	N	\$854.80	\$897.54	\$0.00	\$897.54	5.00%

**14.2.4 (B) GARDEN WASTE SERVICE**

1209	Provision of 240 Litre bin collected fortnightly	N/A	N	\$130.80	\$137.34	\$0.00	\$137.34	5.00%
------	--	-----	---	----------	----------	--------	----------	-------

**14.3 DOMESTIC WASTE MANAGEMENT****14.3.1 ONE BIN REMOVED ONCE WEEKLY**

1210	80 Litre Bin Service	N/A	N	\$436.05	\$457.85	\$0.00	\$457.85	5.00%
1211	140 Litre Bin Service	J	N	\$476.70	\$500.54	\$0.00	\$500.54	5.00%
1212	240 Litre Bin Service	J	N	\$718.75	\$754.69	\$0.00	\$754.69	5.00%
1213	660 Litre Bin Service	N/A	N	\$1,810.20	\$1,900.71	\$0.00	\$1,900.71	5.00%
1214	1,100 Litre Bin Service	N/A	N	\$2,481.75	\$2,605.84	\$0.00	\$2,605.84	5.00%

**14.3.1.1 (A) RECYCLING SERVICE CHARGE (ADDITIONAL)**

1215	Provision of 240 Litre bin collected fortnightly	C	N	\$123.80	\$129.99	\$0.00	\$129.99	5.00%
------	--	---	---	----------	----------	--------	----------	-------

**14.3.1.2 (B) GARDEN WASTE SERVICE (ADDITIONAL)**

1216	Provision of 240 Litre bin collected fortnightly	C	N	\$123.80	\$129.99	\$0.00	\$129.99	5.00%
------	--	---	---	----------	----------	--------	----------	-------

**14.3.1.3 (C) EXTRA KERB SIDE CLEAN UP (ADDITIONAL)**

1217	2 cubic metres pile in addition to the four pre-booked Council clean ups	N/A	N	\$94.50	\$99.23	\$0.00	\$99.23	5.01%
------	--	-----	---	---------	---------	--------	---------	-------

**14.3.2 SERVICE AVAILABILITY CHARGE**

1218	Availability Charge	D	N	\$85.60	\$89.88	\$0.00	\$89.88	5.00%
------	---------------------	---	---	---------	---------	--------	---------	-------

RefNo	Name	Pricing Policy Category	GST	Year 22/23	Year 23/24			Increase %
				Fee (incl. GST)	Fee (excl. GST)	GST	Fee (incl. GST)	

### 14.3.3 COMPOST BINS

#### 14.3.3.1 BIN REPLACEMENT

1219	80 Litre Bin Service	N/A	N	\$76.75	\$80.59	\$0.00	\$80.59	5.00%
1220	140 Litre Garbage Bin	J	N	\$76.75	\$80.59	\$0.00	\$80.59	5.00%
1221	240 Litre Garbage Bin	J	N	\$83.75	\$87.94	\$0.00	\$87.94	5.00%
1222	660 Litre Mobile Garbage Bin	N/A	N	\$366.95	\$385.30	\$0.00	\$385.30	5.00%
1223	1,100 Litre Mobile Garbage Bin	N/A	N	\$489.25	\$513.71	\$0.00	\$513.71	5.00%
1224	Universal lock box for residential flat buildings	N/A	Y	\$500.00	\$477.27	\$47.73	\$524.99	5.00%

## 15 ROADS & INFRASTRUCTURE

### 15.1 CONTRIBUTION TO WORKS UNDER SECTION 217 OF THE ROADS ACT, 1993

15.1.1 THE BELOW APPROVED UNIT RATES REPRESENT THE CONTRIBUTION PAYABLE BEING 50% OF COUNCIL'S COSTS OF CONSTRUCTION

#### 15.1.1.1 (A) KERB & GUTTER CONSTRUCTION (ALL PROPERTIES)

1225	(i) Along Frontage – per mtr.	C	N	\$189.95	\$199.50	\$0.00	\$199.50	5.03%
1226	(ii) Side Boundary – per mtr.	C	N	\$94.95	\$100.00	\$0.00	\$100.00	5.32%

#### 15.1.1.2 (B) FOOTPATH CONSTRUCTION (FOR PROPERTY RATE EXEMPT UNDER SECTION 555 OF THE ACT)

1227	(i) Concrete Footpath – per mtr.	C	N	\$142.50	\$150.00	\$0.00	\$150.00	5.26%
------	----------------------------------	---	---	----------	----------	--------	----------	-------

### 15.2 DS1 – FOOTWAY DESIGN LEVEL SERVICE (FINISHED STREET BOUNDARY LEVEL)

#### 15.2.1 (I) SINGLE RESIDENCES

1228	Single frontage fee	N	N	\$545.75	\$574.00	\$0.00	\$574.00	5.18%
1229	Two frontages fee	N	N	\$622.65	\$654.00	\$0.00	\$654.00	5.03%

#### 15.2.2 (II) OTHER

1230	Frontage fee/m (first 40m)	N	N	\$20.80	\$22.00	\$0.00	\$22.00	5.77%
1231	Remainder (Fee / m)	N	N	\$3.44	\$3.60	\$0.00	\$3.60	4.65%

continued on next page ...

Page 137 of 217

RefNo	Name	Pricing Policy Category	GST	Year 22/23	Year 23/24			Increase %
				Fee (incl. GST)	Fee (excl. GST)	GST	Fee (incl. GST)	

**(II) OTHER** [continued]

1232	Minimum Fee	N	N	\$545.85	\$574.00	\$0.00	\$574.00	5.16%
------	-------------	---	---	----------	----------	--------	----------	-------

**15.3 DS4 – ENGINEERING/LANDSCAPING/TRAFFIC DESIGN CHECKING, APPROVAL****15.3.1 FEES WITH RESPECT TO ROADS AND DRAINAGE RELATED WORKS IN THE PUBLIC WAY ASSOCIATED WITH DEVELOPMENT**

1233	Estimated value of works up to \$50,000.00	N	N	3% of the value of works with Min. of \$556.00 + GST				
1234	Estimated value of works above \$50,001.00	N	N	1.5% of the value of works with Min. of \$1,947.00 + GST				
1235	Establishment Fee	I	N	\$173.95	\$183.00	\$0.00	\$183.00	5.20%
1236	Per metre	I	N	\$41.15	\$43.50	\$0.00	\$43.50	5.71%
1237	Opening kerb for drain pipe (maximum length 0.5m)	I	N					
1238	Adjustments to 100mm diameter stormwater pipes – min charge/metre	I	N					

**15.4 DS6 – SURVEY PLANS & SEARCH**

1239	Fixed price after the agreement or min. charge per hour (crew of two)	N	N	\$359.45	\$378.00	\$0.00	\$378.00	5.16%
------	---	---	---	----------	----------	--------	----------	-------

**15.5 DS12 – VEHICULAR CROSSING DESIGN SERVICE****15.5.1 RESIDENTIAL (STANDARD)**

1240	Single crossing fee (Survey, design, specification – 2 site inspections)	N	N	\$562.20	\$591.00	\$0.00	\$591.00	5.12%
1241	Each additional crossing	N	N	\$134.45	\$141.50	\$0.00	\$141.50	5.24%
1242	Additional site inspection (each)	N	N	\$106.85	\$112.50	\$0.00	\$112.50	5.29%

**15.5.2 FLATS/COMMERCIAL/INDUSTRIAL (HEAVY DUTY)**

1243	Single crossing fee (Survey, design, specification – 3 site inspections)	N	N	\$1,076.90	\$1,135.00	\$0.00	\$1,135.00	5.40%
------	--	---	---	------------	------------	--------	------------	-------

continued on next page ...

Page 138 of 217



RefNo	Name	Pricing Policy Category	GST	Year 22/23	Year 23/24			Increase %
				Fee (incl. GST)	Fee (excl. GST)	GST	Fee (incl. GST)	

### FLATS/COMMERCIAL/INDUSTRIAL (HEAVY DUTY) [continued]

1244	Each additional crossing	N	N	\$269.30	\$283.00	\$0.00	\$283.00	5.09%
1245	Each additional site inspection (each)	N	N	\$106.85	\$112.50	\$0.00	\$112.50	5.29%

## 15.6 FEES FOR CONSTRUCTION OF SPECIAL VEHICULAR FOOTPATH CROSSINGS AND ASSOCIATED WORKS BY COUNCIL

### 15.6.1 RESIDENTIAL

1246	Layback ONLY (3.00m long or 4.20m, including wings)	I	Y	\$2,548.45	\$2,436.36	\$243.64	\$2,680.00	5.16%
1247	Additional layback length – per metre	I	Y	\$418.00	\$399.09	\$39.91	\$439.00	5.02%
1248	Footpath Crossing slab (125mm) – per metre	I	Y	\$343.10	\$328.18	\$32.82	\$361.00	5.22%
1249	Footpath Crossing strips 800mm wide x 125mm thick for footpath widths over 5m – per m2	I	Y	\$418.00	\$399.09	\$39.91	\$439.00	5.02%

### 15.6.2 HEAVY DUTY/INDUSTRIAL

1250	Layback ONLY (3.00m long or 4.20m, including wings)	I	Y	\$3,196.25	\$3,054.55	\$305.45	\$3,360.00	5.12%
1251	Additional layback – per mtr.	I	Y	\$452.95	\$432.73	\$43.27	\$476.00	5.09%
1252	Footpath Crossing Slab (200mm R/F – F82) – per m <sup>2</sup>	I	Y	\$522.50	\$499.09	\$49.91	\$549.00	5.07%

### 15.6.3 WORKS ASSOCIATED WITH THE ABOVE

1253	150mm kerb and gutter – per mtr	I	Y	\$418.00	\$399.09	\$39.91	\$439.00	5.02%
1254	Footpath slab 70mm – per m <sup>2</sup>	I	Y	\$313.55	\$300.00	\$30.00	\$330.00	5.25%

### 15.6.4 FEES AND BONDS FOR CONSTRUCTION OF SPECIAL VEHICULAR FOOTPATH CROSSINGS AND ASSOCIATED WORKS BY OWNER'S CONTRACTOR

1255	(a) Inspection Fee – One (1) Crossing	I	N	\$237.50	\$249.50	\$0.00	\$249.50	5.05%
------	---------------------------------------	---	---	----------	----------	--------	----------	-------

continued on next page ...

Page 139 of 217

RefNo	Name	Pricing Policy Category	GST	Year 22/23	Year 23/24			Increase %
				Fee (incl. GST)	Fee (excl. GST)	GST	Fee (incl. GST)	

## FEES AND BONDS FOR CONSTRUCTION OF SPECIAL VEHICULAR FOOTPATH CROSSINGS AND ASSOCIATED WORKS BY OWNER'S CONTRACTOR [continued]

1256	(b) More than one (1) Crossing per Property – rate for each additional crossing inspected concurrently. The fee includes levels, issue of instructions and specifications and two (2) inspections	I	N	\$63.45	\$67.00	\$0.00	\$67.00	5.59%
1257	Further inspections, if necessary, to be charged at the rate of: Per Inspection	I	N	\$102.95	\$108.50	\$0.00	\$108.50	5.39%

## 15.7 RESTORATION OF ROADS AND FOOTPATHS

Establishment fee will be applied to each restoration job site unless multiple jobs of the same type are located in the same street

### 15.7.1 (I) ROAD PAVEMENT

#### 15.7.1.1 ASPHALT CONCRETE ON CEMENT CONCRETE BASE (RIGID PAVEMENT)

1258	Establishment Fee	I	N	\$173.95	\$183.00	\$0.00	\$183.00	5.20%
1259	Plus per m2	I	N	\$760.15	\$799.00	\$0.00	\$799.00	5.11%

#### 15.7.1.2 CEMENT CONCRETE (RIGID PAVEMENT)

1260	Establishment Fee	I	N	\$173.95	\$183.00	\$0.00	\$183.00	5.20%
1261	Plus per m2	I	N	\$760.15	\$799.00	\$0.00	\$799.00	5.11%

#### 15.7.1.3 BITUMEN/ASPHALT (FLEXIBLE PAVEMENT)

1262	Establishment Fee	I	N	\$173.95	\$183.00	\$0.00	\$183.00	5.20%
1263	Plus per m2	I	N	\$419.95	\$441.00	\$0.00	\$441.00	5.01%

#### 15.7.1.4 UNSEALED SHOULDERS/PAVEMENT

1264	Establishment Fee	I	N	\$173.95	\$183.00	\$0.00	\$183.00	5.20%
1265	Plus per m2	I	N	\$157.15	\$165.50	\$0.00	\$165.50	5.31%

### 15.7.2 (II) FOOTPATHS

#### 15.7.2.1 BRICK PAVERS (OR SIMILAR)

1266	Establishment Fee	I	N	\$173.95	\$183.00	\$0.00	\$183.00	5.20%
1267	Plus per m2	I	N	\$395.85	\$416.00	\$0.00	\$416.00	5.09%

#### 15.7.2.2 EXPOSED AGGREGATE 300X300 CONCRETE PAVERS

1268	Minimum Charge	I	N	\$2,217.00	\$2,330.00	\$0.00	\$2,330.00	5.10%
1269	Plus per m2	I	N	\$791.75	\$832.00	\$0.00	\$832.00	5.08%

RefNo	Name	Pricing Policy Category	GST	Year 22/23	Year 23/24			Increase %
				Fee (incl. GST)	Fee (excl. GST)	GST	Fee (incl. GST)	

**15.7.2.3 GRANITE PAVING 600X300 (EG CENTENARY SQUARE)**

1270	Minimum Charge	I	N	\$2,827.70	\$2,970.00	\$0.00	\$2,970.00	5.03%
1271	Plus per m2	I	N	\$1,652.95	\$1,740.00	\$0.00	\$1,740.00	5.27%

**15.7.2.4 SECONDARY FOOTPATH TREATMENT (CONCRETE WITH PAVERS/ASPHALT OVERLAY)**

1272	Minimum Charge	I	N	\$2,217.00	\$2,330.00	\$0.00	\$2,330.00	5.10%
1273	Plus per m2	I	N	\$665.85	\$700.00	\$0.00	\$700.00	5.13%

**15.7.2.5 GRANITE/COBBLESTONE SETS (LANEWAY/FOOTPATH)**

1274	Minimum Charge	I	N	\$2,217.00	\$2,330.00	\$0.00	\$2,330.00	5.10%
1275	Plus per m2	I	N	\$728.90	\$766.00	\$0.00	\$766.00	5.09%

**15.7.2.6 POROUS PAVEMENT (TREE SURROUND TREATMENT)**

1276	Minimum Charge	I	N	\$1,410.45	\$1,485.00	\$0.00	\$1,485.00	5.29%
1277	Plus per m2	I	N	\$434.05	\$456.00	\$0.00	\$456.00	5.06%

**15.7.2.7 CONCRETE**

1278	Establishment Fee	I	N	\$173.95	\$183.00	\$0.00	\$183.00	5.20%
1279	Plus per m2	I	N	\$314.25	\$330.00	\$0.00	\$330.00	5.01%

**15.7.2.8 BITUMEN/ASPHALT**

1280	Establishment Fee	I	N	\$173.95	\$183.00	\$0.00	\$183.00	5.20%
1281	Plus per m2	I	N	\$240.05	\$252.50	\$0.00	\$252.50	5.19%

**15.7.2.9 BITUMEN/ASPHALT ON CONCRETE BASE**

1282	Establishment Fee	I	N	\$173.95	\$183.00	\$0.00	\$183.00	5.20%
1283	Plus per m2	I	N	\$534.65	\$562.00	\$0.00	\$562.00	5.12%

**15.7.2.10 130MM CONCRETE RESIDENTIAL FOOTPATH CROSSING (DRIVEWAY)**

1284	Establishment Fee	I	N	\$173.95	\$183.00	\$0.00	\$183.00	5.20%
1285	Plus per m2	I	N	\$380.20	\$400.00	\$0.00	\$400.00	5.21%

**15.7.2.11 200MM CONCRETE INDUSTRIAL FOOTPATH CROSSING (DRIVEWAY)**

1286	Establishment Fee	I	N	\$173.95	\$183.00	\$0.00	\$183.00	5.20%
1287	Plus per m2	I	N	\$601.85	\$632.00	\$0.00	\$632.00	5.01%

**15.7.2.12 FORMED OR GRASSED AREA (NATURE STRIP)**

1288	Establishment Fee	I	N	\$173.95	\$183.00	\$0.00	\$183.00	5.20%
1289	Plus per m2	I	N	\$71.25	\$75.00	\$0.00	\$75.00	5.26%

RefNo	Name	Pricing Policy Category	GST	Year 22/23	Year 23/24			Increase %
				Fee (incl. GST)	Fee (excl. GST)	GST	Fee (incl. GST)	

### 15.7.3 (III) KERB AND GUTTER

#### 15.7.3.1 CONCRETE – INCLUDING LAYBACK

1290	Establishment Fee	I	N	\$168.85	\$177.50	\$0.00	\$177.50	5.12%
1291	Plus per metre	I	N	\$706.10	\$742.00	\$0.00	\$742.00	5.08%

#### 15.7.3.2 KERB ONLY

1292	Establishment Fee	I	N	\$168.85	\$177.50	\$0.00	\$177.50	5.12%
1293	Plus per metre	I	N	\$375.85	\$395.00	\$0.00	\$395.00	5.10%

#### 15.7.3.3 GUTTER ONLY

1294	Establishment Fee	I	N	\$168.85	\$177.50	\$0.00	\$177.50	5.12%
1295	Plus per metre	I	N	\$227.65	\$239.50	\$0.00	\$239.50	5.21%
1296	Kerb outlet – per hole each	I	N	\$381.35	\$401.00	\$0.00	\$401.00	5.15%
1297	Gully pit lintels each	I	N	\$3,228.70	\$3,395.00	\$0.00	\$3,395.00	5.15%
1298	Saw cutting (up to 100mm depth) – per mtr.	I	N	\$27.70	\$29.50	\$0.00	\$29.50	6.50%

Over 100mm, per individual application

### 15.7.4 (IV) KERB RAMPS

1299	Establishment Fee	I	N	\$173.95	\$183.00	\$0.00	\$183.00	5.20%
1300	Plus per m2	I	N	\$415.10	\$436.00	\$0.00	\$436.00	5.03%

### 15.7.5 (V) SPECIAL TRAFFIC FACILITIES (E.G. WOMBAT CROSSING, PEDESTRIAN

1301	Refuges, etc.) – Actual Cost plus Inspection/Admin. Fee	I	N	Full Cost Recovery				
1302	Road Opening Permit Application Fee	I	N	\$102.95	\$108.50	\$0.00	\$108.50	5.39%

### 15.7.6 DISCRETIONARY DISCOUNT FOR LARGE AREAS

1303	Discretionary Discount for Large Areas – 21 – 40 sq. mtrs = 5%	I	N	\$0.05	\$0.05	\$0.00	\$0.05	0.00%
1304	Discretionary Discount for Large Areas – 41 – 60 sq. mtrs = 10%	I	N	\$0.10	\$0.15	\$0.00	\$0.15	50.00%

continued on next page ...

Page 142 of 217

RefNo	Name	Pricing Policy Category	GST	Year 22/23	Year 23/24			Increase %
				Fee (incl. GST)	Fee (excl. GST)	GST	Fee (incl. GST)	

## DISCRETIONARY DISCOUNT FOR LARGE AREAS [continued]

1305	Discretionary Discount for Large Areas – 61 – 100 sq. mtrs = 20%	I	N	\$0.20	\$0.25	\$0.00	\$0.25	25.00%
1306	Discretionary Discount for Large Areas – > 100 sq. mtrs = 30%	I	N	\$0.35	\$0.40	\$0.00	\$0.40	14.29%
1307	Surcharge for Night/Weekend Work due to Location (CBD/ State/Regional Road) or required by RMS Restrictions	I	N	40% of Scheduled Fee  <b>Last year fee</b> 30% of Scheduled Fee				
1308	Concrete/Asphalt Plant Opening Fee for Nightworks (For each night of opening)	I	N	\$3,545.40	\$3,725.00	\$0.00	\$3,725.00	5.07%

## 15.7.7 LATE FEE

1309	Late Fee: chargeable to the contractor where payment for the total area of excavation is not fully paid within 2 business days of the excavation being opened.	I	N	\$1,045.20	\$1,100.00	\$0.00	\$1,100.00	5.24%
------	--	---	---	------------	------------	--------	------------	-------

## 15.7.8 FAILURE TO LODGE APPLICATION

1310	Failure to Lodge Application	I	N	\$590.90	\$621.00	\$0.00	\$621.00	5.09%
------	------------------------------	---	---	----------	----------	--------	----------	-------

Payable by a Contractor or Utility Provider where it is necessary for Council to investigate damage to Council's assets where no Restoration Application was submitted. This fee is in addition to other fees relating to Road Opening Permits and restoration of Council assets – each

## 15.7.9 ADMINISTRATION FEE-ACCESS TO PUBLIC LAND

1311	Administration/ processing fees including assessment and release of bonds	I	N	\$236.35	\$248.50	\$0.00	\$248.50	5.14%
1312	Administration/ processing fees – Security Bond	I	N	\$1,772.70	\$1,865.00	\$0.00	\$1,865.00	5.21%

RefNo	Name	Pricing Policy Category	GST	Year 22/23	Year 23/24			Increase %
				Fee (incl. GST)	Fee (excl. GST)	GST	Fee (incl. GST)	

### 15.7.10 RESTORATIONS

Note:

- (1) The above charges are to be paid by various public Authorities, plumbers or other parties which excavate/damage pavements or footpaths
- (2) Restoration works carried out by Council because of the 'urgency' or 'public safety' aspects, will be charged at 'Actual Cost' plus Inspection/Administration Fee to the relevant authorities
- (3) Measurement of restored areas will be taken to the nearest full slab or concrete kerb unit
- (4) Note that restorations for paving bricks can result in greater area of paver restoration than the area of base restored
- (5) Council reserves the right to rectify any unsatisfactory road pavement/temporary restoration works carried out by the utilities, and such works will be charged at 'Actual Cost', plus inspection/Administration Fee to the utilities

1313	Road Pavements Restorations Fee	I	N	30% of the fee applicable had Council carried out the restoration				
Where restorations are approved to be carried out by a utility or contractor then a fee shall apply in recognition of Council's administrative costs and long term degradation of Council's assets								
1314	Footpath Areas Restoration Fee	I	N	10% of the fee applicable had Council carried out the restoration				
Where restorations are approved to be carried out by a utility or contractor then a fee shall apply in recognition of Council's administrative costs and long term degradation of Council's assets								
1315	Administration Fee – Searching for Restoration Orders not submitted and determination of responsible Utility/ Authority (Based on 3 hours of staff time)	I	N	\$158.10	\$151.00	\$0.00	\$151.00	-4.49%
1316	Determination of Responsible Utility/Authority by Trial Hole and recording of data	I	N	\$616.10	\$647.00	\$0.00	\$647.00	5.02%
Based on 3 hrs. labour & plant + total admin charge of 4.5 hours								

## 15.8 STANDARD ENGINEERING SPECIFICATIONS

### 15.8.1 D13

1317	AUS-SPEC #1 Development design	N	Y	\$235.15	\$224.55	\$22.45	\$247.00	5.04%
1318	AUS-SPEC # Development construction	N	Y	\$235.15	\$224.55	\$22.45	\$247.00	5.04%
1319	AUS-SPEC #2 Road works	N	Y	\$357.10	\$340.91	\$34.09	\$375.00	5.01%

### 15.8.2 D14

#### 15.8.2.1 COP STANDARD DRAWINGS AND SPECS – A4 AND A3 PRINTS – EACH

1320	Regulatory	N	N	\$8.60	\$9.10	\$0.00	\$9.10	5.81%
1321	Non Regulatory	N	N	\$9.65	\$9.30	\$0.00	\$9.30	-3.63%



RefNo	Name	Pricing Policy Category	GST	Year 22/23	Year 23/24			Increase %
				Fee (incl. GST)	Fee (excl. GST)	GST	Fee (incl. GST)	

### 15.8.2.2 COP STANDARD DRAWINGS AND SPECS – A4 BOOKLET OF ALL STANDARDS

1322	Regulatory	N	N	\$79.10	\$83.50	\$0.00	\$83.50	5.56%
1323	Non Regulatory	N	N	\$86.90	\$83.00	\$0.00	\$83.00	-4.49%

### 15.8.2.3 COP DESIGN GUIDELINES – A4 BOOKLET

1324	Regulatory	N	N	\$79.10	\$83.50	\$0.00	\$83.50	5.56%
1325	Non Regulatory	N	N	\$86.90	\$83.00	\$0.00	\$83.00	-4.49%

### 15.8.2.4 COP DESIGN GUIDELINES AND STANDARD DRAWINGS – PDF FORMAT BURNT ON A CD

1326	Regulatory	N	N	\$47.50	\$50.00	\$0.00	\$50.00	5.26%
1327	Non Regulatory	N	N	\$52.30	\$50.00	\$0.00	\$50.00	-4.40%

### 15.8.3 PRIVATE PIPELINE

1328	Private Pipeline Rentals in Public Roads	R	N	\$58.85	\$62.00	\$0.00	\$62.00	5.35%
------	--	---	---	---------	---------	--------	---------	-------

Per 25mm Diameter for 25m length, per annum

All of Council's legal and survey costs associated with the creation and registration of the licence agreement in the first instances, plus any legal/survey costs associated with licence agreement renewal – (one off charge)

1329	Private Pipeline Licence Fee in Public Reserves	R	N	\$235.30	\$247.50	\$0.00	\$247.50	5.18%
------	---	---	---	----------	----------	--------	----------	-------

Per 25mm Diameter from 25m

All of Council's legal and survey costs associated with the creation and registration of the licence agreement in the first instances, plus any legal/survey costs associated with licence agreement renewal – (one off charge)

## 15.9 TENDER FEES

### 15.9.1 PURCHASE OF TENDER DOCUMENTS

1330	Projects where Council's pre-tender estimate is greater than \$250,000 but less than \$1,000,000	L	N	\$294.00	\$294.00	\$0.00	\$294.00	0.00%
1331	Projects where Council's pre-tender estimate is greater than \$1,000,000	L	N	\$367.50	\$367.50	\$0.00	\$367.50	0.00%

RefNo	Name	Pricing Policy Category	GST	Year 22/23	Year 23/24			Increase %
				Fee (incl. GST)	Fee (excl. GST)	GST	Fee (incl. GST)	

## 16 SOCIAL AND COMMUNITY SERVICES

### 16.1 BOOK CLUB RESOURCES

#### 16.1.1 BOOK CLUB ANNUAL FEE

1332	Annual fee to cover range of resources made available to Book Clubs in the LGA and to inter-library service to borrow resources from other libraries	N/A	Y	Various Fees Apply				
1333	Library Programs Materials – including replacement cost (e.g. STEAM / Science kits) to be determined by Libraries Manager	N/A	Y	Various Fees Apply				

### 16.2 CHILDCARE

#### 16.2.1 DUNDAS CHILDCARE CENTRE

1334	Mon & Fri – per day (Pre-School & Baby/Toddler Room)	N	N	\$113.00	\$117.00	\$0.00	\$117.00	3.54%
1335	Tue, Wed, Thur – per day (Pre-School & Baby/Toddler Room)	N	N	\$115.00	\$119.00	\$0.00	\$119.00	3.48%

#### 16.2.2 POSSUM PATCH CHILD CARE CENTRE

1336	Mon & Fri – per day (Pre-School & Baby/Toddler Room)	N	N	\$113.00	\$117.00	\$0.00	\$117.00	3.54%
1337	Tue, Wed, Thur – per day (Pre-School & Baby/Toddler Room)	N	N	\$115.00	\$119.00	\$0.00	\$119.00	3.48%

#### 16.2.3 NORTHMEAD/REDBANK CHILDREN'S CENTRE

1338	Mon & Fri – per day (Pre-School & Baby/Toddler Room)	N	N	\$113.00	\$117.00	\$0.00	\$117.00	3.54%
1339	Tue, – per day (Pre-School & Baby/Toddler Room)	N	N	\$115.00	\$119.00	\$0.00	\$119.00	3.48%

RefNo	Name	Pricing Policy Category	GST	Year 22/23	Year 23/24			Increase %
				Fee (incl. GST)	Fee (excl. GST)	GST	Fee (incl. GST)	

#### 16.2.4 JUBILEE PARK CHILD CARE CENTRE

1340	Mon & Fri – per day (Pre-School & Baby/Toddler Room)	N	N	\$113.00	\$117.00	\$0.00	\$117.00	3.54%
1341	Tue, – per day (Pre-School & Baby/Toddler Room)	N	N	\$115.00	\$119.00	\$0.00	\$119.00	3.48%

#### 16.2.5 NORTH ROCKS CHILD CARE CENTRE

1342	Possum and Wombat Room	N	N	\$119.00	\$123.00	\$0.00	\$123.00	3.36%
Possum and Wombat Room Fees charged per Day								
1343	Koala Room	N	N	\$113.00	\$117.00	\$0.00	\$117.00	3.54%
Koala Room Fees charged per Day								
1344	Child Care – Direct Debit Surcharge	N	N	As per Financial Institution Surcharge				
Customers who choose to pay child care fees via credit card will incur Financial Institution surcharges Fees charged per Transaction								
1345	Late Pickup Fee for Child Care Centres – per every 5 minutes	N	N	\$10.00	\$10.00	\$0.00	\$10.00	0.00%

#### 16.2.6 LONG DAY CARE REGISTRATION

1346	Long Day Care Bond (refundable when 2 weeks' notice is provided) per child	N	N					2 weeks fee  <b>Last year fee</b> 2 weeks free
------	--	---	---	--	--	--	--	---

#### 16.2.7 ALL CHILD CARE CENTRES – ADMINISTRATION

1347	Birthday Cakes – Cake for Centre child's birthday – each	N	N	\$10.00	\$10.00	\$0.00	\$10.00	0.00%
------	--	---	---	---------	---------	--------	---------	-------

### 16.3 COMMUNITY CARE

The Australian Government and City of Parramatta Council subsidises a range of aged care services to keep fees reasonable and affordable. If you are eligible, you are expected to contribute to the cost of your services if you can afford to. You do not need an income assessment to access Commonwealth Home Support Program services and your age pension will not be affected by your contributions to the cost of your services. You will be assessed in terms of Pension and Commonwealth Seniors Health Care Card/Low Income Health Care Card status to determine your fee rate. A hardship provision is available for all services except for Home Care packages and Over 55's Leisure and Learning.

RefNo	Name	Pricing Policy Category	GST	Year 22/23	Year 23/24			Increase %
				Fee (incl. GST)	Fee (excl. GST)	GST	Fee (incl. GST)	

### 16.3.1 INDIVIDUAL – FULL AND PART-PENSIONER DISCOUNTED FEE

1348	Standard meal Package (home delivered) – per meal pack includes main meal, soup or standard dessert and juice	F	N	\$8.70	\$9.20	\$0.00	\$9.20	5.75%
1349	Extra Frozen main Meal	F	N	\$6.60	\$7.00	\$0.00	\$7.00	6.06%
1350	Extra Chilled/ Frozen Dessert	F	N	\$2.10	\$2.30	\$0.00	\$2.30	9.52%
1351	Extra Soup	F	N	\$2.10	\$2.30	\$0.00	\$2.30	9.52%
1352	Extra Juice	F	N	\$0.65	\$0.70	\$0.00	\$0.70	7.69%
1353	Let's Dine Out Voucher – Not Refundable	F	N	\$8.70	\$9.20	\$0.00	\$9.20	5.75%

### 16.3.2 INDIVIDUAL – COMMONWEALTH SENIORS AND LOW INCOME HEALTH CARD HOLDERS DISCOUNTED FEE

1354	Standard meal Package (home delivered) – per meal pack includes main meal, soup or standard dessert and juice	F	N	\$11.40	\$12.00	\$0.00	\$12.00	5.26%
1355	Extra Frozen main Meal	F	N	\$9.10	\$9.60	\$0.00	\$9.60	5.49%
1356	Extra Chilled/ Frozen Dessert	F	N	\$2.95	\$3.10	\$0.00	\$3.10	5.08%
1357	Extra Soup	F	N	\$2.95	\$3.10	\$0.00	\$3.10	5.08%
1358	Extra Juice	F	N	\$0.90	\$0.95	\$0.00	\$0.95	5.56%
1359	Let's Dine Out Voucher – Not Refundable	F	N	\$11.95	\$12.60	\$0.00	\$12.60	5.44%

### 16.3.3 INDIVIDUAL – FULL FEE RATE

1360	Standard Meal Package (home delivered) – per meal pack includes main meal, soup or standard dessert and juice	F	N	\$15.20	\$16.00	\$0.00	\$16.00	5.26%
1361	Extra Frozen Main Meal	F	N	\$11.60	\$12.20	\$0.00	\$12.20	5.17%
1362	Extra Chilled/ Frozen Dessert	F	N	\$3.70	\$3.90	\$0.00	\$3.90	5.41%
1363	Extra Soup	F	N	\$3.70	\$3.90	\$0.00	\$3.90	5.41%

continued on next page ...

Page 148 of 217

RefNo	Name	Pricing Policy Category	GST	Year 22/23	Year 23/24			Increase %
				Fee (incl. GST)	Fee (excl. GST)	GST	Fee (incl. GST)	

**INDIVIDUAL – FULL FEE RATE** [continued]

1364	Extra Juice	F	N	\$1.20	\$1.30	\$0.00	\$1.30	8.33%
1365	Let's Dine Out Voucher – Non-refundable	F	N	\$15.20	\$16.00	\$0.00	\$16.00	5.26%

**16.3.4 INDIVIDUAL – FULL AND PART-PENSIONER DISCOUNTED FEE**

1366	Bus Trip / Pick up drop off – This is a minimum cost and will increase depending on destination and activities – Non-refundable (Full-Cost Recovery)	J	Y	\$14.20	\$13.64	\$1.36	\$15.00	5.63%
1367	Over 55's Leisure and Learning per term (1 hour class) – Non refundable	F	Y	\$45.15	\$43.50	\$4.35	\$47.85	5.98%
1368	Over 55's Leisure and Learning per term (1.5 to 2 hours class) – Non refundable	F	Y	\$67.20	\$64.50	\$6.45	\$70.95	5.58%
1369	Over 55's Leisure and Learning per term (10 x 1 hour online class) – Non refundable	F	Y					Varied
1370	Over 55's Leisure and Learning per term (10 x 1.5 to 2 hour online class) – Non refundable	F	Y					Varied
1371	Over 55's Leisure and Learning per term Early Bird (1 hour class) – Non-refundable	F	Y	\$35.15	\$34.00	\$3.40	\$37.40	6.40%
1372	Over 55's Leisure and Learning per term Early Bird (1.5 to 2 hour class) – Non-refundable	F	Y	\$57.20	\$55.00	\$5.50	\$60.50	5.77%

RefNo	Name	Pricing Policy Category	GST	Year 22/23	Year 23/24			Increase %
				Fee (incl. GST)	Fee (excl. GST)	GST	Fee (incl. GST)	

### 16.3.5 INDIVIDUAL – DISCOUNTED FEE FOR COMMONWEALTH SENIOR HEALTH CARD HOLDERS

1373	Bus Trip / Pick up drop off - This is a minimum cost and will increase depending on destination and activities - Non-refundable (Full-Cost Recovery)	J	Y	\$19.53	\$18.64	\$1.86	\$20.50	4.97%
1374	Over 55's Leisure and Learning per term (1 hour class) - Non refundable	G	Y	\$61.74	\$59.00	\$5.90	\$64.90	5.12%
1375	Over 55's Leisure and Learning per term (1.5 to 2 hours class) - Non refundable	G	Y	\$92.66	\$88.50	\$8.85	\$97.35	5.06%
1376	Over 55's Leisure and Learning per term (10 x 1 hour online class) - Non refundable	G	Y	Varied				
1377	Over 55's Leisure and Learning per term (10 x 1.5 to 2 hour online class) - Non refundable	G	Y	Varied				
1378	Over 55's Leisure and Learning per term Early Bird (1 hour class) - Non-refundable	G	Y	\$51.74	\$49.50	\$4.95	\$54.45	5.24%
1379	Over 55's Leisure and Learning per term Early Bird (1.5 to 2 hour class) - Non-refundable	G	Y	\$82.66	\$79.00	\$7.90	\$86.90	5.13%

### 16.3.6 INDIVIDUAL – FULL FEE

1380	Bus Trip / Pick up drop off – Minimum cost it will increase depends on Destination and activities – Non refundable (Full-Cost Recovery)	J	Y	\$24.85	\$24.00	\$2.40	\$26.40	6.24%
1381	Over 55's Leisure and Learning per term (10 x 1 hour class) – Non refundable	G	Y	\$78.75	\$75.50	\$7.55	\$83.05	5.46%

continued on next page ...

Page 150 of 217



RefNo	Name	Pricing Policy Category	GST	Year 22/23	Year 23/24			Increase %
				Fee (incl. GST)	Fee (excl. GST)	GST	Fee (incl. GST)	

**INDIVIDUAL – FULL FEE** [continued]

1382	Over 55's Leisure and Learning per term (10 x 1.5 to 2 hours class) – Non refundable	G	Y	\$118.14	\$113.00	\$11.30	\$124.30	5.21%
1383	Over 55's Leisure and Learning per term (10 x 1 hour online class) – Non refundable	G	Y					Varied
1384	Over 55's Leisure and Learning per term (10 x 1.5 to 2 hour online class) – Non refundable	G	Y					Varied
1385	Over 55's Leisure and Learning per term Early Bird (1 hour class) – Non-refundable	G	Y	\$68.75	\$66.00	\$6.60	\$72.60	5.60%
1386	Over 55's Leisure and Learning per term Early Bird (1.5 to 2 hour class) – Non-refundable	G	Y	\$108.13	\$103.50	\$10.35	\$113.85	5.29%

**16.3.7 COMMUNITY CARE FEES FOR HOME CARE PACKAGES**

1387	Activity Based Transport		N	\$0.00	\$0.78	\$0.00	\$0.78	∞
1388	Social Support per hour Monday – Friday 8am to 8pm	N/A	N	\$83.05	\$87.50	\$0.00	\$87.50	5.36%
1389	Social Outings in a group Monday – Friday 9am to 8pm	N/A	N	\$41.55	\$44.00	\$0.00	\$44.00	5.90%
1390	Admin Fee for Assistance with the cost of preparation and delivery of meals	N/A	N	\$9.35	\$9.90	\$0.00	\$9.90	5.88%

**16.3.8 COMMUNITY CARE FEES FOR NATIONAL DISABILITY INSURANCE SCHEME**

1391	Community Care Fees for National Disability Insurance Scheme	N/A	N	Refer to the fees and charges on <a href="https://www.ndis.gov.au/">https://www.ndis.gov.au/</a>				
------	--	-----	---	--	--	--	--	--

**16.3.9 COMMUNITY CARE EVENTS**

1392	Community Care Event Attendance	K	N	\$0.00	\$15.00	\$0.00	\$15.00	∞
------	---------------------------------	---	---	--------	---------	--------	---------	---

RefNo	Name	Pricing Policy Category	GST	Year 22/23	Year 23/24			Increase %
				Fee (incl. GST)	Fee (excl. GST)	GST	Fee (incl. GST)	

## 16.4 COMMUNITY HUBS

1393	Flat Screen TV - Trolley		Y	\$0.00	\$75.00	\$7.50	\$82.50	∞
1399	High Bar Tables		Y	\$0.00	\$40.00	\$4.00	\$44.00	∞
1397	Lectern		Y	\$0.00	\$50.00	\$5.00	\$55.00	∞
1396	Parramatta Town Hall - Filming and Photography		N	\$0.00	\$550.00	\$0.00	\$550.00	∞
1405	Portable PA System		Y	\$0.00	\$100.00	\$10.00	\$110.00	∞
1404	Stage Hire - Large		Y	\$0.00	\$409.09	\$40.91	\$450.00	∞
1394	Stage Hire - Small		Y	\$0.00	\$218.18	\$21.82	\$240.00	∞
1398	Tablecloths		Y	\$0.00	\$13.09	\$1.31	\$14.40	∞
1401	Tea and Coffee (per person - all day service)		Y	\$0.00	\$7.00	\$0.70	\$7.70	∞
1402	Tea and Coffee (per person)		Y	\$0.00	\$3.00	\$0.30	\$3.30	∞
1395	Video Conferencing - Trolley		Y	\$0.00	\$100.00	\$10.00	\$110.00	∞
1400	Wireless Microphone - Handheld		Y	\$0.00	\$50.00	\$5.00	\$55.00	∞
1403	Wireless Microphone - Headset		Y	\$0.00	\$50.00	\$5.00	\$55.00	∞
1406	Audio Visual Technician (Weekdays)	N/A	Y	\$55.00	\$50.00	\$5.00	\$55.00	0.00%
1407	Audio Visual Technician (Weekends/Public Holidays)	N/A	Y	\$80.00	\$72.73	\$7.27	\$80.00	0.00%
1408	Concierge (Supervisor) (Weekdays)	N/A	Y	\$60.00	\$54.55	\$5.45	\$60.00	0.00%
1409	Concierge (Supervisor) (Weekends/Public Holidays)	N/A	Y	\$80.00	\$72.73	\$7.27	\$80.00	0.00%
1410	Concierge (Weekdays)	N/A	Y	\$50.00	\$45.45	\$4.55	\$50.00	0.00%
1411	Concierge (Weekends/Public Holidays)	N/A	Y	\$80.00	\$72.73	\$7.27	\$80.00	0.00%
1412	Security Concierge (Weekdays)	N/A	Y	\$55.00	\$50.00	\$5.00	\$55.00	0.00%
1413	Security Concierge (Weekends/Public Holidays)	N/A	Y	\$80.00	\$72.73	\$7.27	\$80.00	0.00%
1414	Cleaning Attendant (Weekdays)	N/A	Y	\$50.00	\$45.45	\$4.55	\$50.00	0.00%
1415	Cleaning Attendant (Weekends/Public Holidays)	N/A	Y	\$80.00	\$72.73	\$7.27	\$80.00	0.00%

continued on next page ...

Page 152 of 217

RefNo	Name	Pricing Policy Category	GST	Year 22/23	Year 23/24			Increase %
				Fee (incl. GST)	Fee (excl. GST)	GST	Fee (incl. GST)	

## COMMUNITY HUBS [continued]

1416	Cleaning Fee (minimum 3 hours)	N/A	Y	\$50.00	\$45.45	\$4.55	\$50.00	0.00%
1417	Waste Removal	N/A	Y	\$130.00	\$118.18	\$11.82	\$130.00	0.00%
1418	Additional Microphone (per unit)	N/A	Y	\$45.00	\$13.64	\$1.36	\$15.00	-66.67%
1419	Red Carpet Package	N/A	Y	\$150.00	\$136.36	\$13.64	\$150.00	0.00%
1420	Display Plinths/ Easels (per unit)	N/A	Y	\$25.00	\$22.73	\$2.27	\$25.00	0.00%
1421	Charge to deliver community programs, including payment of facilitators/ tutors, cost of materials – per attendee, per program	N/A	Y	Various Fees Apply				
1422	Individual programs	N/A	Y	Various Fees Apply				

Note that it is not appropriate to determine fees for individual programs – programs provided vary based on community needs and seasonality

## 16.4.1 WENTWORTH POINT COMMUNITY CENTRE AND LIBRARY

### 16.4.1.1 FUNCTION ROOM HIRE

Function Rooms listing:

Group 1: Group Booking (Dance Studio, Function Room 1 & Function Room 2 Combined)

Group 2: Group Booking (Function Room 1 & Function Room 2) Combined

Group 3: Function Room 1, Dance Studio

Group 4: Function Room 2

#### 16.4.1.1.1 FUNCTION ROOM FEES – WEEKDAY HOURLY RATE (MON TO FRI 5PM)

1423	Group 1 – Function Room – Commercial	N/A	Y	\$105.00	\$95.45	\$9.55	\$105.00	0.00%
1424	Group 1 – Function Room-Community	N/A	Y	\$63.00	\$57.27	\$5.73	\$63.00	0.00%
1425	Group 1 – Function Room – Unfunded Not-for-profit	N/A	Y	\$31.00	\$30.00	\$3.00	\$33.00	6.45%
1426	Group 2 – Function Room – Commercial	N/A	Y	\$84.00	\$80.45	\$8.05	\$88.50	5.36%
1427	Group 2 – Function Room – Community	N/A	Y	\$50.00	\$47.73	\$4.77	\$52.50	5.00%
1428	Group 2 – Function Room – Unfunded Not-for-profit	N/A	Y	\$25.00	\$24.09	\$2.41	\$26.50	6.00%

continued on next page ...

Page 153 of 217

RefNo	Name	Pricing Policy Category	GST	Year 22/23	Year 23/24			Increase %
				Fee (incl. GST)	Fee (excl. GST)	GST	Fee (incl. GST)	

**FUNCTION ROOM FEES – WEEKDAY HOURLY RATE (MON TO FRI 5PM)** [continued]

1429	Group 3 – Function Room – Commercial	N/A	Y	\$63.00	\$60.45	\$6.05	\$66.50	5.56%
1430	Group 3 – Function Room – Community	N/A	Y	\$38.00	\$36.36	\$3.64	\$40.00	5.26%
1431	Group 3 – Function Room – Unfunded Not-for-profit	N/A	Y	\$19.00	\$18.18	\$1.82	\$20.00	5.26%
1432	Group 4 – Function Room – Commercial	N/A	Y	\$53.00	\$50.91	\$5.09	\$56.00	5.66%
1433	Group 4 – Function Room – Community	N/A	Y	\$32.00	\$30.91	\$3.09	\$34.00	6.25%
1434	Group 4 – Function Room – Unfunded Not-for-profit	N/A	Y	\$16.00	\$15.45	\$1.55	\$17.00	6.25%

**16.4.1.1.2 FUNCTION ROOM FEES – WEEKEND RATE (FRIDAY 5PM TO SUN) / PUBLIC HOLIDAY**

Half Day Rate

Friday: 5pm to 11pm

Saturday &amp; Sunday:

Morning: 9.30am to 3.30pm

Evening: 4.30pm to 10.30pm

Weekday hourly rate only applicable on Fridays for Dance Studio only

**16.4.1.1.3 HALF DAY RATE**

1435	Group 1 – Half Day Rate	N/A	Y	\$570.00	\$627.27	\$62.73	\$690.00	21.05%
1436	Group 2 – Half Day Rate	N/A	Y	\$450.00	\$490.91	\$49.09	\$540.00	20.00%
1437	Group 3 – Half Day Rate	N/A	Y	\$378.00	\$382.73	\$38.27	\$421.00	11.38%

**16.4.1.2 MEETING ROOMS HIRE**

Meeting Rooms listing:

Group 1: Meeting Room (Combined), Creative Studio, Creative Space, Learning Lab

Group 2: Meeting Room 1, Meeting Room 2, Boardroom, Co-working meeting room

**16.4.1.2.1 MEETING ROOMS FEES – WEEKDAY HOURLY RATE (MON TO FRI 6PM)**

1438	Group 1 – Meeting Rooms – Commercial	N/A	Y	\$54.00	\$51.82	\$5.18	\$57.00	5.56%
1439	Group 1 – Meeting Rooms – Community	N/A	Y	\$32.00	\$30.91	\$3.09	\$34.00	6.25%
1440	Group 1 – Meeting Rooms – Unfunded Not-for-profit	N/A	Y	\$16.00	\$15.45	\$1.55	\$17.00	6.25%

continued on next page ...

Page 154 of 217

RefNo	Name	Pricing Policy Category	GST	Year 22/23	Year 23/24			Increase %
				Fee (incl. GST)	Fee (excl. GST)	GST	Fee (incl. GST)	

**MEETING ROOMS FEES – WEEKDAY HOURLY RATE (MON TO FRI 6PM)** [continued]

1441	Group 2 – Meeting Rooms – Commercial	N/A	Y	\$49.00	\$46.82	\$4.68	\$51.50	5.10%
1442	Group 2 – Meeting Rooms – Community	N/A	Y	\$29.00	\$27.73	\$2.77	\$30.50	5.17%
1443	Group 2 – Meeting Rooms – Unfunded Not-for-profit	N/A	Y	\$15.00	\$14.36	\$1.44	\$15.80	5.33%

**16.4.1.2.2 MEETING ROOMS FEES – WEEKEND HOURLY RATE (FRI 6PM TO SUN)/ PUBLIC HOLIDAY HOURLY RATE**

1444	Group 1 – Meeting Rooms – Commercial	N/A	Y	\$65.00	\$62.27	\$6.23	\$68.50	5.38%
1445	Group 1 – Meeting Rooms – Community	N/A	Y	\$39.00	\$37.27	\$3.73	\$41.00	5.13%
1446	Group 1 – Meeting Rooms – Unfunded Not-for-profit	N/A	Y	\$19.00	\$18.18	\$1.82	\$20.00	5.26%
1447	Group 2 – Meeting Rooms – Commercial	N/A	Y	\$59.00	\$56.36	\$5.64	\$62.00	5.08%
1448	Group 2 – Meeting Rooms – Community	N/A	Y	\$35.00	\$33.64	\$3.36	\$37.00	5.71%
1449	Group 2 – Meeting Rooms – Unfunded Not-for-profit	N/A	Y	\$18.00	\$17.27	\$1.73	\$19.00	5.56%

**16.4.1.3 MUSIC STUDIO HIRE**

Music/Studio listing:

Group 1: Music/Studio 1 and Music/Studio 2

Group 2: Music/Studio 1, Music/Studio 2

Group 3: Music/Studio 3

\* Additional limited equipment hire available (on request). Only available for use when hiring Music/ Studio Rooms.

\* Booking for Music/ Studio 1 and Music Studio 2 are only available during staffed hours.

**16.4.1.3.1 MUSIC/STUDIO FEES – WEEKDAY HOURLY RATE (MON TO FRI 6PM)**

1450	Group 1 – Music/ Studio – Commercial	N/A	Y	\$37.00	\$35.45	\$3.55	\$39.00	5.41%
1451	Group 1 – Music/ Studio – Community	N/A	Y	\$26.00	\$25.00	\$2.50	\$27.50	5.77%
1452	Group 1 – Music/ Studio – Unfunded Not-for-profit	N/A	Y	\$21.00	\$20.45	\$2.05	\$22.50	7.14%
1453	Group 2 – Music Room – Commercial	N/A	Y	\$32.00	\$30.91	\$3.09	\$34.00	6.25%

continued on next page ...

Page 155 of 217

RefNo	Name	Pricing Policy Category	GST	Year 22/23	Year 23/24			Increase %
				Fee (incl. GST)	Fee (excl. GST)	GST	Fee (incl. GST)	

## MUSIC/STUDIO FEES – WEEKDAY HOURLY RATE (MON TO FRI 6PM) [continued]

1454	Group 2 – Music Room – Community	N/A	Y	\$21.00	\$20.45	\$2.05	\$22.50	7.14%
1455	Group 2 – Music Room – Unfunded Not-for-profit	N/A	Y	\$16.00	\$15.45	\$1.55	\$17.00	6.25%
1456	Group 3 – Music Room – Commercial	N/A	Y	\$21.00	\$20.45	\$2.05	\$22.50	7.14%
1457	Group 3 – Music Room – Community	N/A	Y	\$16.00	\$15.45	\$1.55	\$17.00	6.25%
1458	Group 3 – Music Room – Unfunded Not-for-profit	N/A	Y	\$11.00	\$10.55	\$1.05	\$11.60	5.45%

## 16.4.1.3.2 MUSIC STUDIO FEES – WEEKEND HOURLY RATE (FRI 6PM TO SUN)/ PUBLIC HOLIDAY HOURLY RATE

1459	Group 1 – Music/ Studio – Commercial	N/A	Y	\$42.00	\$40.45	\$4.05	\$44.50	5.95%
1460	Group 1 – Music/ Studio – Community	N/A	Y	\$32.00	\$30.91	\$3.09	\$34.00	6.25%
1461	Group 1 – Music/ Studio – Unfunded Not-for-profit	N/A	Y	\$26.00	\$25.00	\$2.50	\$27.50	5.77%
1462	Group 2 – Music Room – Commercial	N/A	Y	\$37.00	\$35.45	\$3.55	\$39.00	5.41%
1463	Group 2 – Music Room – Community	N/A	Y	\$26.00	\$25.00	\$2.50	\$27.50	5.77%
1464	Group 2 – Music Room – Unfunded Not-for-profit	N/A	Y	\$21.00	\$20.45	\$2.05	\$22.50	7.14%
1465	Group 3 – Music Room – Commercial	N/A	Y	\$26.00	\$25.00	\$2.50	\$27.50	5.77%
1466	Group 3 – Music Room – Community	N/A	Y	\$21.00	\$20.45	\$2.05	\$22.50	7.14%
1467	Group 3 – Music Room – Unfunded Not-for-profit	N/A	Y	\$16.00	\$15.45	\$1.55	\$17.00	6.25%



RefNo	Name	Pricing Policy Category	GST	Year 22/23	Year 23/24			Increase %
				Fee (incl. GST)	Fee (excl. GST)	GST	Fee (incl. GST)	

#### 16.4.1.4 CO-WORKING DESK HIRE

Hot Desk: Casual Hire of co-working desk on a daily and weekly frequency. Includes the use/access to Kitchenette, coffee/tea, limited printing and limited office stationery. Dedicated Desk: Permanent hire of co-working desk on a monthly, 6 monthly and yearly arrangement. Includes the use/access to Kitchenette, coffee/tea, limited printing, limited office stationery and meeting room access (Monthly – Free 2 hrs use of meeting room, 6 Monthly – Free 3 x 2 hours use of meeting room, Yearly – Free 5 x 2 hours use of meeting room).

2 User Categories

Commercial Category

- Large Business and Corporations (Annual revenue turnover excluding GST of greater than \$2M)
- Commonwealth and State Government agencies

Community, Unfunded Not-for-profit and Charity Category

- Small businesses (Annual Revenue turnover (excluding GST) of less than \$2m)
- Local Councils
- Casual/ Private Hirers for LGA residents
- Not-for-profit agencies who receive government funding or primarily run revenue generating activities (eg. Licenced Clubs)
- Other not-for-profit agencies (unfunded nor revenue generating)
- Self-help groups
- Students

##### 16.4.1.4.1 HOT DESK

###### 16.4.1.4.1.1 COMMERCIAL/ PRIVATE USERS

1468	Day Rate Weekday	N/A	Y	\$37.00	\$35.45	\$3.55	\$39.00	5.41%
1469	Weekly (7 Days/ Week Access)	N/A	Y	\$158.00	\$150.91	\$15.09	\$166.00	5.06%
1470	Day Rate Weekend/ Public Holiday	N/A	Y	\$47.00	\$45.00	\$4.50	\$49.50	5.32%

###### 16.4.1.4.1.2 COMMUNITY/ NOT FOR PROFIT/ CHARITY

1471	Day Rate Weekday	N/A	Y	\$22.00	\$21.36	\$2.14	\$23.50	6.82%
1472	Weekly (7 Days/ Week Access)	N/A	Y	\$95.00	\$90.91	\$9.09	\$100.00	5.26%
1473	Day Rate Weekend/ Public Holiday	N/A	Y	\$28.00	\$26.82	\$2.68	\$29.50	5.36%

##### 16.4.1.4.2 DEDICATED DESK

###### 16.4.1.4.2.1 COMMERCIAL/ PRIVATE USERS

1474	Monthly (7 Days/ Week Access)	N/A	Y	\$533.00	\$509.09	\$50.91	\$560.00	5.07%
1475	6 Months (7 Days/ Week Access)	N/A	Y	\$3,198.00	\$3,054.55	\$305.45	\$3,360.00	5.07%
1476	Yearly (7 Days/ Week Access)	N/A	Y	\$6,396.00	\$6,109.09	\$610.91	\$6,720.00	5.07%

###### 16.4.1.4.2.2 COMMUNITY/ NOT FOR PROFIT/ CHARITY

1477	Monthly (7 Days/ Week Access)	N/A	Y	\$320.00	\$305.45	\$30.55	\$336.00	5.00%
1478	6 Months (7 Days/ Week Access)	N/A	Y	\$1,919.00	\$1,831.82	\$183.18	\$2,015.00	5.00%

continued on next page ...

Page 157 of 217

RefNo	Name	Pricing Policy Category	GST	Year 22/23	Year 23/24			Increase %
				Fee (incl. GST)	Fee (excl. GST)	GST	Fee (incl. GST)	

**COMMUNITY/ NOT FOR PROFIT/ CHARITY** [continued]

1479	Yearly (7 Days/ Week Access)	N/A	Y	\$3,838.00	\$3,663.64	\$366.36	\$4,030.00	5.00%
------	------------------------------	-----	---	------------	------------	----------	------------	-------

**16.4.1.5 BOOKING CANCELLATION**

All cancellations must be in writing

1480	Cancellation Fee to apply if less than 14 days notice is given for a cancellation	N/A	Y	50% of the Total Charge (+ GST)				
1481	Cancellation Fee to apply if less than 7 days notice is given for a cancellation	N/A	Y	100% of the Total Charge (+ GST)				

**16.4.1.6 PENALTY RATES**

1482	Minimum penalty for not complying with Conditions of Hire including cleaning, damage and garbage (Maximum fee as assessed)	Q	Y	Maximum fee as assessed				
1483	Fire brigade calls outs	Q	Y	As prescribed by Fire NSW				
1484	Breakage of Equipment or Damage to Building or Fixtures	Q	Y	Full Cost Recovery				

**16.4.1.7 VENUE PACKAGE 1 (INCLUDES OUTDOOR OR FURNITURE OR EVENT PACKAGE)**

1485	Additional Function Package		Y	\$0.00	\$90.91	\$9.09	\$100.00	∞
1486	Base Function Package (Includes Outdoor or Furniture or Event Package)	N/A	Y	\$150.00	\$181.82	\$18.18	\$200.00	33.33%

**16.4.1.8 ADDITIONAL VENUE HIRE MISCELLANEOUS FEES**

1488	Laptop Hire		Y	\$0.00	\$22.73	\$2.27	\$25.00	∞
1487	Tablets		Y	\$0.00	\$9.09	\$0.91	\$10.00	∞
1489	Video Conferencing Camera		Y	\$30.00	\$27.27	\$2.73	\$30.00	0.00%
1490	Technical Music Producer – Hourly Rate (minimum 4 hours)	N/A	Y	\$70.00	\$63.64	\$6.36	\$70.00	0.00%

continued on next page ...

Page 158 of 217

RefNo	Name	Pricing Policy Category	GST	Year 22/23	Year 23/24			Increase %
				Fee (incl. GST)	Fee (excl. GST)	GST	Fee (incl. GST)	

**ADDITIONAL VENUE HIRE MISCELLANEOUS FEES** [continued]

1491	Tables and Chairs Set Up (within the hours hired by hirer)	N/A	Y	\$70.00	\$63.64	\$6.36	\$70.00	0.00%
1492	Waste Removal	N/A	Y	\$100.00	\$90.91	\$9.09	\$100.00	0.00%

**16.4.1.9 ACTIVITIES, EVENTS, WORKSHOPS & PROGRAMS**

1493	Charge to conduct programs, including payment of facilitators/ tutors, cost of materials – per applicant, per course	N/A	Y	Various Fees Apply				
1494	Individual programs	N/A	Y	Various Fees Apply				

Note that it is not appropriate to determine fees for individual programs – programs provided vary constantly based on community needs, seasonal variances etc. Some programs will cross subsidise others

**16.4.2 PHIVE, 5 PARRAMATTA SQUARE****16.4.2.1 VENUE HIRE FEES****16.4.2.1.1 WEEKDAY RATES (HOURLY) (MONDAY – THURSDAY 9AM - 8PM) (FRIDAY 9AM - 5PM)**

1509	Civic Reception - (Commercial)		Y	\$0.00	\$181.82	\$18.18	\$200.00	∞
1500	Civic Reception - (Community)		Y	\$0.00	\$109.09	\$10.91	\$120.00	∞
1505	Civic Reception - (Unfunded Not for Profit)		Y	\$0.00	\$54.55	\$5.45	\$60.00	∞
1504	Parramatta Town Hall - Charles Byrne Room (Commercial)		Y	\$0.00	\$163.64	\$16.36	\$180.00	∞
1506	Parramatta Town Hall - Charles Byrne Room (Community)		N	\$0.00	\$108.00	\$0.00	\$108.00	∞
1503	Parramatta Town Hall - Heritage Meeting Room 1 (Commercial)		N	\$0.00	\$150.00	\$0.00	\$150.00	∞
1508	Parramatta Town Hall - Heritage Meeting Room 1 (Community)		N	\$0.00	\$90.00	\$0.00	\$90.00	∞
1499	Parramatta Town Hall - Heritage Meeting Room 2 (Commercial)		N	\$0.00	\$150.00	\$0.00	\$150.00	∞
1512	Parramatta Town Hall - Heritage Meeting Room 2 (Community)		N	\$0.00	\$90.00	\$0.00	\$90.00	∞

continued on next page ...

Page 159 of 217

RefNo	Name	Pricing Policy Category	GST	Year 22/23	Year 23/24			Increase %
				Fee (incl. GST)	Fee (excl. GST)	GST	Fee (incl. GST)	

## WEEKDAY RATES (HOURLY) (MONDAY – THURSDAY 9AM - 8PM) (FRIDAY 9AM - 5PM) [continued]

1495	Parramatta Town Hall - Main Hall & Southern Terrace (Commercial)		N	\$0.00	\$750.00	\$0.00	\$750.00	∞
1501	Parramatta Town Hall - Main Hall & Southern Terrace (Community)		N	\$0.00	\$450.00	\$0.00	\$450.00	∞
1498	Parramatta Town Hall - Main Hall & Southern Terrace (Election Rate)		N	\$0.00	\$500.00	\$0.00	\$500.00	∞
1507	Parramatta Town Hall - Main Hall (Commercial)		N	\$0.00	\$500.00	\$0.00	\$500.00	∞
1510	Parramatta Town Hall - Main Hall (Community)		N	\$0.00	\$300.00	\$0.00	\$300.00	∞
1496	Parramatta Town Hall - Southern Terrace (Commercial)		N	\$0.00	\$400.00	\$0.00	\$400.00	∞
1497	Parramatta Town Hall - Southern Terrace (Community)		N	\$0.00	\$240.00	\$0.00	\$240.00	∞
1502	PHIVE Foyer - (Commercial)		Y	\$0.00	\$263.64	\$26.36	\$290.00	∞
1511	PHIVE Foyer - (Community)		Y	\$0.00	\$158.18	\$15.82	\$174.00	∞
1513	PHIVE Foyer - (Unfunded Not for Profit)		Y	\$0.00	\$79.09	\$7.91	\$87.00	∞
1514	Small Meeting Room – (Commercial)	N/A	Y	\$40.00	\$38.18	\$3.82	\$42.00	5.00%
1515	Small Meeting Room – (Community)	N/A	Y	\$24.00	\$23.18	\$2.32	\$25.50	6.25%
1516	Small Meeting Room – (Unfunded Not for Profit)	N/A	Y	\$12.00	\$11.45	\$1.15	\$12.60	5.00%
1517	Medium Meeting Room – (Commercial)	N/A	Y	\$50.00	\$47.73	\$4.77	\$52.50	5.00%
1518	Medium Meeting Room – (Community)	N/A	Y	\$30.00	\$28.63	\$2.86	\$31.50	5.00%
1519	Medium Meeting Room – (Unfunded Not for Profit)	N/A	Y	\$15.00	\$14.36	\$1.44	\$15.80	5.33%
1520	Large Meeting Room – (Commercial)	N/A	Y	\$80.00	\$81.82	\$8.18	\$90.00	12.50%
1521	Large Meeting Room – (Community)	N/A	Y	\$48.00	\$49.10	\$4.91	\$54.00	12.50%

continued on next page ...

Page 160 of 217

RefNo	Name	Pricing Policy Category	GST	Year 22/23	Year 23/24			Increase %
				Fee (incl. GST)	Fee (excl. GST)	GST	Fee (incl. GST)	

## WEEKDAY RATES (HOURLY) (MONDAY – THURSDAY 9AM - 8PM) (FRIDAY 9AM - 5PM) [continued]

1522	Large Meeting Room – (Unfunded Not for Profit)	N/A	Y	\$24.00	\$24.55	\$2.45	\$27.00	12.50%
1523	West Terrace (Level 3) – (Commercial)	N/A	Y	\$100.00	\$95.46	\$9.55	\$105.00	5.00%
1524	West Terrace – (Community)	N/A	Y	\$60.00	\$57.27	\$5.73	\$63.00	5.00%
1525	West Terrace (Level 3) – (Unfunded Not for Profit)	N/A	Y	\$30.00	\$28.63	\$2.86	\$31.50	5.00%
1526	Active Wellness Studio/Maker Space – (Commercial)	N/A	Y	\$100.00	\$102.27	\$10.23	\$112.50	12.50%
1527	Active Wellness Studio/Maker Space – (Community)	N/A	Y	\$60.00	\$61.82	\$6.18	\$68.00	13.33%
1528	Active Wellness Studio/Maker Space – (Unfunded Not for Profit)	N/A	Y	\$30.00	\$30.91	\$3.09	\$34.00	13.33%
1529	Tech Hub – (Commercial)	N/A	Y	\$60.00	\$54.55	\$5.45	\$60.00	0.00%
1530	Tech Hub – (Community)	N/A	Y	\$36.00	\$32.73	\$3.27	\$36.00	0.00%
1531	Tech Hub – (Unfunded Not for Profit)	N/A	Y	\$18.00	\$16.36	\$1.64	\$18.00	0.00%
1532	Sound Studio – (Commercial)	N/A	Y	\$40.00	\$38.18	\$3.82	\$42.00	5.00%
1533	Sound Studio – (Community)	N/A	Y	\$24.00	\$23.18	\$2.32	\$25.50	6.25%
1534	Sound Studio – (Unfunded Not for Profit)	N/A	Y	\$12.00	\$11.46	\$1.15	\$12.60	5.00%
1535	Civic Gallery and foyer – (Commercial) - Minimum hire of 4 hours	N/A	Y	\$280.00	\$267.73	\$26.77	\$294.50	5.18%
1536	Civic Gallery and foyer – (Community) - Minimum hire of 4 hours	N/A	Y	\$168.00	\$160.45	\$16.05	\$176.50	5.06%
1537	Civic Gallery and foyer – (Unfunded Not for Profit) - Minimum of 4 hours hire	N/A	Y	\$84.00	\$80.45	\$8.05	\$88.50	5.36%

RefNo	Name	Pricing Policy Category	GST	Year 22/23	Year 23/24			Increase %
				Fee (incl. GST)	Fee (excl. GST)	GST	Fee (incl. GST)	

## 16.4.2.1.2 WEEKDAY (DAILY RATE) (MONDAY – THURSDAY 9AM TO 8PM) (FRIDAY 9AM - 5PM)

1543	Civic Reception - (Commercial)		Y	\$0.00	\$1,363.64	\$136.36	\$1,500.00	∞
1540	Civic Reception - (Community)		Y	\$0.00	\$818.18	\$81.82	\$900.00	∞
1548	Civic Reception (Unfunded Not for Profit)		Y	\$0.00	\$409.09	\$40.91	\$450.00	∞
1546	Discovery Space - (Commercial)		Y	\$0.00	\$2,727.27	\$272.73	\$3,000.00	∞
1541	Discovery Space - (Community)		Y	\$0.00	\$1,636.36	\$163.64	\$1,800.00	∞
1545	Discovery Space - (Unfunded Not for Profit)		Y	\$0.00	\$818.18	\$81.82	\$900.00	∞
1538	Parramatta Town Hall - Exhibition Rate (15 days+) (price on application)		N	\$0.00	\$0.00	\$0.00	\$0.00	0.00%
1549	Parramatta Town Hall - Main Hall Exhibition Rate (1-2 days) (Commercial - daily)		N	\$0.00	\$5,000.00	\$0.00	\$5,000.00	∞
1539	Parramatta Town Hall - Main Hall Exhibition Rate (1-2 days) (Community - daily)		N	\$0.00	\$3,000.00	\$0.00	\$3,000.00	∞
1547	Parramatta Town Hall- Exhibition Rate (3-14 days) (Commercial - daily)		N	\$0.00	\$4,000.00	\$0.00	\$4,000.00	∞
1544	Parramatta Town Hall- Exhibition Rate (3-14 days) (Community - daily)		N	\$0.00	\$2,400.00	\$0.00	\$2,400.00	∞
1542	Parramatta Town Hall -Full day bump in/out (price on application)		N	\$0.00	\$0.00	\$0.00	\$0.00	0.00%
1550	West Terrace (Level 3) – (Commercial)	N/A	Y	\$1,000.00	\$954.54	\$95.45	\$1,050.00	5.00%
1551	West Terrace (Level 3) – (Community)	N/A	Y	\$600.00	\$572.73	\$57.27	\$630.00	5.00%
1552	West Terrace (Level 3) – (Unfunded Not for Profit)	N/A	Y	\$300.00	\$286.37	\$28.64	\$315.00	5.00%
1553	Active Wellness Studio/Maker Space – (Commercial)	N/A	Y	\$800.00	\$840.91	\$84.09	\$925.00	15.63%

continued on next page ...

Page 162 of 217



RefNo	Name	Pricing Policy Category	GST	Year 22/23	Year 23/24			Increase %
				Fee (incl. GST)	Fee (excl. GST)	GST	Fee (incl. GST)	

**WEEKDAY (DAILY RATE) (MONDAY – THURSDAY 9AM TO 8PM) (FRIDAY 9AM - 5PM)** [continued]

1554	Active Wellness Studio/Maker Space – (Community)	N/A	Y	\$480.00	\$504.55	\$50.45	\$555.00	15.63%
1555	Active Wellness Studio/Maker Space – (Unfunded Not for Profit)	N/A	Y	\$240.00	\$252.27	\$25.23	\$277.50	15.63%
1556	Civic Gallery and foyer – (Commercial)	N/A	Y	\$2,000.00	\$2,272.73	\$227.27	\$2,500.00	25.00%
1557	Civic Gallery and foyer – (Community)	N/A	Y	\$1,200.00	\$1,363.64	\$136.36	\$1,500.00	25.00%
1558	Civic Gallery and foyer – (Unfunded Not for Profit)	N/A	Y	\$600.00	\$681.82	\$68.18	\$750.00	25.00%

**16.4.2.1.3 WEEKEND/PUBLIC HOLIDAY RATES (HOURLY) (9AM TO 5PM)**

1565	Civic Reception - (Commercial)		Y	\$0.00	\$236.36	\$23.64	\$260.00	∞
1575	Civic Reception - (Community)		Y	\$0.00	\$141.82	\$14.18	\$156.00	∞
1566	Civic Reception - (Unfunded Not for Profit)		Y	\$0.00	\$70.91	\$7.09	\$78.00	∞
1574	Parramatta Town Hall - Charles Byrne Room (Commercial)		N	\$0.00	\$225.00	\$0.00	\$225.00	∞
1577	Parramatta Town Hall - Charles Byrne Room (Community)		N	\$0.00	\$135.00	\$0.00	\$135.00	∞
1567	Parramatta Town Hall - Heritage Meeting Room 1 (Commercial)		N	\$0.00	\$188.00	\$0.00	\$188.00	∞
1568	Parramatta Town Hall - Heritage Meeting Room 1 (Community)		N	\$0.00	\$113.00	\$0.00	\$113.00	∞
1560	Parramatta Town Hall - Heritage Meeting Room 2 (Commercial)		N	\$0.00	\$188.00	\$0.00	\$188.00	∞
1564	Parramatta Town Hall - Heritage Meeting Room 2 (Community)		N	\$0.00	\$113.00	\$0.00	\$113.00	∞
1576	Parramatta Town Hall - Main Hall & Southern Terrace (Commercial)		N	\$0.00	\$938.00	\$0.00	\$938.00	∞

continued on next page ...

Page 163 of 17

RefNo	Name	Pricing Policy Category	GST	Year 22/23	Year 23/24			Increase %
				Fee (incl. GST)	Fee (excl. GST)	GST	Fee (incl. GST)	

## WEEKEND/PUBLIC HOLIDAY RATES (HOURLY) (9AM TO 5PM) [continued]

1571	Parramatta Town Hall - Main Hall & Southern Terrace (Community)		N	\$0.00	\$563.00	\$0.00	\$563.00	∞
1572	Parramatta Town Hall - Main Hall & Southern Terrace (Election Rate)		N	\$0.00	\$625.00	\$0.00	\$625.00	∞
1563	Parramatta Town Hall - Main Hall (Commercial)		N	\$0.00	\$625.00	\$0.00	\$625.00	∞
1562	Parramatta Town Hall - Main Hall (Community)		N	\$0.00	\$375.00	\$0.00	\$375.00	∞
1561	Parramatta Town Hall - Southern Terrace (Commercial)		N	\$0.00	\$500.00	\$0.00	\$500.00	∞
1559	Parramatta Town Hall - Southern Terrace (Community)		N	\$0.00	\$300.00	\$0.00	\$300.00	∞
1570	PHIVE Ground Foyer - (Commercial)		Y	\$0.00	\$322.73	\$32.27	\$355.00	∞
1569	PHIVE Ground Foyer - (Community)		Y	\$0.00	\$193.64	\$19.36	\$213.00	∞
1573	PHIVE Ground Foyer - (Unfunded Not for Profit)		Y	\$0.00	\$96.82	\$9.68	\$106.50	∞
1578	Small Meeting Room – (Commercial)	N/A	Y	\$48.00	\$45.91	\$4.59	\$50.50	5.21%
1579	Small Meeting Room – (Community)	N/A	Y	\$28.00	\$26.82	\$2.68	\$29.50	5.36%
1580	Small Meeting Room – (Unfunded Not for Profit)	N/A	Y	\$14.00	\$13.45	\$1.35	\$14.80	5.71%
1581	Medium Meeting Room – (Commercial)	N/A	Y	\$60.00	\$57.27	\$5.73	\$63.00	5.00%
1582	Medium Meeting Room – (Community)	N/A	Y	\$36.00	\$34.55	\$3.45	\$38.00	5.56%
1583	Medium Meeting Room – (Unfunded Not for Profit)	N/A	Y	\$18.00	\$17.27	\$1.73	\$19.00	5.56%
1584	Large Meeting Room – (Commercial)	N/A	Y	\$96.00	\$98.18	\$9.82	\$108.00	12.50%
1585	Large Meeting Room – (Community)	N/A	Y	\$58.00	\$59.55	\$5.95	\$65.50	12.93%
1586	Large Meeting Room – (Unfunded Not for Profit)	N/A	Y	\$29.00	\$30.00	\$3.00	\$33.00	13.79%

continued on next page ...

Page 164 of 217

RefNo	Name	Pricing Policy Category	GST	Year 22/23	Year 23/24			Increase %
				Fee (incl. GST)	Fee (excl. GST)	GST	Fee (incl. GST)	

## WEEKEND/PUBLIC HOLIDAY RATES (HOURLY) (9AM TO 5PM) [continued]

1587	West Terrace (Level 3) – (Commercial)	N/A	Y	\$120.00	\$114.55	\$11.45	\$126.00	5.00%
1588	West Terrace – (Community)	N/A	Y	\$72.00	\$69.09	\$6.91	\$76.00	5.56%
1589	West Terrace (Level 3) – (Unfunded Not for Profit)	N/A	Y	\$36.00	\$34.55	\$3.45	\$38.00	5.56%
1590	Active Wellness Studio/Maker Space – (Commercial)	N/A	Y	\$120.00	\$122.73	\$12.27	\$135.00	12.50%
1591	Active Wellness Studio/Maker Space – (Community)	N/A	Y	\$72.00	\$73.64	\$7.36	\$81.00	12.50%
1592	Active Wellness Studio/Maker Space – (Unfunded Not for Profit)	N/A	Y	\$36.00	\$36.82	\$3.68	\$40.50	12.50%
1593	Tech Hub – (Commercial)	N/A	Y	\$72.00	\$65.45	\$6.55	\$72.00	0.00%
1594	Tech Hub – (Community)	N/A	Y	\$43.00	\$39.09	\$3.91	\$43.00	0.00%
1595	Tech Hub – (Unfunded Not for Profit)	N/A	Y	\$22.00	\$20.00	\$2.00	\$22.00	0.00%
1596	Sound Studio – (Commercial)	N/A	Y	\$48.00	\$45.82	\$4.58	\$50.40	5.00%
1597	Sound Studio – (Community)	N/A	Y	\$28.00	\$26.82	\$2.68	\$29.50	5.36%
1598	Sound Studio – (Unfunded Not for Profit)	N/A	Y	\$14.00	\$13.37	\$1.34	\$14.70	5.00%
1599	Civic Gallery – (Commercial)	N/A	Y	\$335.00	\$322.73	\$32.27	\$355.00	5.97%
1600	Civic Gallery – (Community)	N/A	Y	\$200.00	\$193.63	\$19.36	\$213.00	6.50%
1601	Civic Gallery – (Unfunded Not for Profit)	N/A	Y	\$100.00	\$96.82	\$9.68	\$106.50	6.50%

## 16.4.2.1.4 WEEKEND/PUBLIC HOLIDAY (DAILY RATE) (9AM TO 5PM)

1608	Civic Reception - (Commercial)		Y	\$0.00	\$1,909.09	\$190.91	\$2,100.00	∞
1603	Civic Reception - (Community)		Y	\$0.00	\$1,145.45	\$114.55	\$1,260.00	∞
1606	Civic Reception - (Unfunded Not for Profit)		Y	\$0.00	\$572.73	\$57.27	\$630.00	∞
1604	Discovery Space - (Commercial)		Y	\$0.00	\$3,409.09	\$340.91	\$3,750.00	∞
1605	Discovery Space - (Community)		Y	\$0.00	\$2,045.45	\$204.55	\$2,250.00	∞

continued on next page ...

Page 165 of 217

RefNo	Name	Pricing Policy Category	GST	Year 22/23	Year 23/24			Increase %
				Fee (incl. GST)	Fee (excl. GST)	GST	Fee (incl. GST)	

## WEEKEND/PUBLIC HOLIDAY (DAILY RATE) (9AM TO 5PM) [continued]

1602	Parramatta Town Hall - Main Hall Exhibition Rate (1-2 days) (Commercial - daily)		N	\$0.00	\$6,250.00	\$0.00	\$6,250.00	∞
1607	Parramatta Town Hall - Main Hall Exhibition Rate (1-2 days) (Community - daily)		N	\$0.00	\$3,750.00	\$0.00	\$3,750.00	∞
1609	West Terrace (Level 3) – (Commercial)	N/A	Y	\$1,200.00	\$1,363.64	\$136.36	\$1,500.00	25.00%
1610	West Terrace (Level 3) – (Community)	N/A	Y	\$720.00	\$818.18	\$81.82	\$900.00	25.00%
1611	West Terrace (Level 3) – (Unfunded Not for Profit)	N/A	Y	\$360.00	\$409.09	\$40.91	\$450.00	25.00%
1612	Active Wellness Studio/Maker Space – (Commercial)	N/A	Y	\$1,000.00	\$1,136.36	\$113.64	\$1,250.00	25.00%
1613	Active Wellness Studio/Maker Space – (Community)	N/A	Y	\$600.00	\$681.82	\$68.18	\$750.00	25.00%
1614	Active Wellness Studio/Maker Space – (Unfunded Not for Profit)	N/A	Y	\$300.00	\$340.91	\$34.09	\$375.00	25.00%
1615	Civic Gallery – (Commercial)	N/A	Y	\$2,400.00	\$2,727.28	\$272.73	\$3,000.00	25.00%
1616	Civic Gallery – (Community)	N/A	Y	\$1,440.00	\$1,636.36	\$163.64	\$1,800.00	25.00%
1617	Civic Gallery – (Unfunded Not for Profit)	N/A	Y	\$720.00	\$819.09	\$81.91	\$901.00	25.14%

## 16.4.2.1.5 PROGRAM, WORKSHOP, EXHIBITIONS, TOURS AND EVENT FEES

1627	Community Tour Fees - 1 Hour		Y	\$0.00	\$204.55	\$20.45	\$225.00	∞
1625	Community Tour Fees - 2 Hours		Y	\$0.00	\$340.91	\$34.09	\$375.00	∞
1620	Corporate Tour Fees - 1 Hour		Y	\$0.00	\$272.73	\$27.27	\$300.00	∞
1632	Corporate Tour Fees - 2 Hours		Y	\$0.00	\$454.55	\$45.46	\$500.01	∞
1621	First Nations Cultural Tour: Adult (per person)		Y	\$0.00	\$18.18	\$1.82	\$20.00	∞

continued on next page ...

Page 166 of 217

RefNo	Name	Pricing Policy Category	GST	Year 22/23	Year 23/24			Increase %
				Fee (incl. GST)	Fee (excl. GST)	GST	Fee (incl. GST)	

## PROGRAM, WORKSHOP, EXHIBITIONS, TOURS AND EVENT FEES [continued]

1619	First Nations Cultural Tour: Concession / Student Price (per person)		Y	\$0.00	\$16.36	\$1.64	\$18.00	∞
1628	First Nations Custodians - Education and Program Tour Fees: (20 Students up to 4 hours)		Y	\$0.00	\$409.09	\$40.91	\$450.00	∞
1630	First Nations Custodians - Education and Program Tour Fees: (per additional student up to 2 hours)		Y	\$0.00	\$13.64	\$1.36	\$15.00	∞
1633	First Nations Custodians - Education and Program Tour Fees: (per additional student up to 4 hours)		Y	\$0.00	\$20.00	\$2.00	\$22.00	∞
1626	Heritage and Cultural Tours: Category A (Adult)		Y	\$0.00	\$18.18	\$1.82	\$20.00	∞
1624	Heritage and Cultural Tours: Category A (Concession / Student)		Y	\$0.00	\$16.36	\$1.64	\$18.00	∞
1618	Heritage and Cultural Tours: Category B (Adult)		Y	\$0.00	\$13.64	\$1.36	\$15.00	∞
1623	Heritage and Cultural Tours: Category B (Concession / Student)		Y	\$0.00	\$12.27	\$1.23	\$13.50	∞
1622	Host and Guide - Education and Program Tour Fees: (20 students up to 2 hours)		Y	\$0.00	\$181.82	\$18.18	\$200.00	∞
1629	Host and Guide - Education and Program Tour Fees: (20 students up to 4 hours)		Y	\$0.00	\$272.73	\$27.27	\$300.00	∞
1634	Host and Guide - Education and Program Tour Fees: (per additional student up to 2 hours)		Y	\$0.00	\$9.09	\$0.91	\$10.00	∞

continued on next page ...

Page 167 of 217

RefNo	Name	Pricing Policy Category	GST	Year 22/23	Year 23/24			Increase %
				Fee (incl. GST)	Fee (excl. GST)	GST	Fee (incl. GST)	

## PROGRAM, WORKSHOP, EXHIBITIONS, TOURS AND EVENT FEES [continued]

1631	Host and Guide - Education and Program Tour Fees: (per additional student up to 4 hours)		Y	\$0.00	\$13.64	\$1.36	\$15.00	∞
------	--	--	---	--------	---------	--------	---------	---

## 16.4.2.1.6 PARRAMATTA TOWN HALL - CATERING COMMISSION

1640	Parramatta Town Hall Kitchen Commission - (100 - 149 guests)		N	\$0.00	\$1,260.00	\$0.00	\$1,260.00	∞
1636	Parramatta Town Hall Kitchen Commission - (150 - 199 guests)		N	\$0.00	\$1,470.00	\$0.00	\$1,470.00	∞
1635	Parramatta Town Hall Kitchen Commission - (200 - 249 guests)		N	\$0.00	\$1,680.00	\$0.00	\$1,680.00	∞
1638	Parramatta Town Hall Kitchen Commission - (250 - 300 guests)		N	\$0.00	\$1,890.00	\$0.00	\$1,890.00	∞
1639	Parramatta Town Hall Kitchen Commission - (300 - 349 guests)		N	\$0.00	\$2,100.00	\$0.00	\$2,100.00	∞
1637	Parramatta Town Hall Kitchen Commission - (fewer than 100 guests)		N	\$0.00	\$1,050.00	\$0.00	\$1,050.00	∞

## 16.5 LIBRARY CHARGES

1641	Lost Borrower Card – replacement	N	N	\$3.00	\$3.00	\$0.00	\$3.00	0.00%
------	----------------------------------	---	---	--------	--------	--------	--------	-------

## 16.5.1 PHOTOCOPYING AND PRINTING

1642	A4 (B&W) per copy	N	Y	\$0.10	\$0.09	\$0.01	\$0.10	0.00%
1643	A3 (B&W) per copy	N	Y	\$0.40	\$0.18	\$0.02	\$0.20	-50.00%
1644	A4 (Colour) per copy	N/A	Y	\$1.00	\$0.45	\$0.05	\$0.50	-50.00%
1645	A3 (Colour) per copy	N/A	Y	\$2.00	\$0.91	\$0.09	\$1.00	-50.00%

continued on next page ...

Page 168 of 217



RefNo	Name	Pricing Policy Category	GST	Year 22/23	Year 23/24			Increase %
				Fee (incl. GST)	Fee (excl. GST)	GST	Fee (incl. GST)	

## PHOTOCOPYING AND PRINTING [continued]

1646	Damaged/Lost Items except magazines	E	N	<div><div>\$7.50 + Original Cost of Item</div><div><b>Last year fee</b> \$18 + Original Cost of Item</div></div>
Original value of item PLUS Fee. If a book is lost or stolen from a borrower, or has been damaged while in his/her possession to an extent which renders it unusable, he/she shall pay to the Council the original value of the book. In the event of a book being part of a set or series, he/she shall pay the full value of the set or series in cases where the parts are not obtainable separately to reflect increased costs.				
*No refunds applicable for lost and PAID FOR items.				

1647	Damaged/Lost Items magazines	N/A	N	\$5 + Original Cost of Item
Original value of item PLUS Processing Fee. If a magazine is lost or stolen from a borrower, or has been damaged while in his/her possession to an extent which renders it unusable, he/she shall pay to the Council the original value of the magazine.				
*No refunds applicable for lost and PAID FOR items.				

## 16.5.2 INTER LIBRARY LOANS

1648	Administration cost for processing inter library loans	C	Y	\$5.79	\$5.27	\$0.53	\$5.80	0.17%
1649	Additional Charges to Requestor based on levies by supplying libraries: Monographs, Photocopying (up to 50 pages) and any additional charges council incur from supplying libraries etc.	N/A	Y	Full Cost Recovery				

## 16.5.3 WORKSHOPS/TRAINING SEMINARS

1650	Charge to conduct sessions, including payment of key speakers and library staff as tutors cost of venue and consumables – per applicant, per course	N	Y	Various Fees Apply				
------	---	---	---	--------------------	--	--	--	--

## 16.5.4 CHILDREN & YOUTH ACTIVITIES

1651	Select Activities – per participant	N	Y	Various Fees Apply				
------	-------------------------------------	---	---	--------------------	--	--	--	--

RefNo	Name	Pricing Policy Category	GST	Year 22/23	Year 23/24			Increase %
				Fee (incl. GST)	Fee (excl. GST)	GST	Fee (incl. GST)	

### 16.5.5 MERCHANDISE

1652	Library Merchandising (e.g. Library bags, technology resources) – Library Services – per item	P	Y	Various Fees Apply				
Minimum – (Costs to be determined by Manager Information & Library)								

## 16.6 TOILET ACCESSIBILITY

### 16.6.1 MASTER LOCKSMITH ACCESS KEY (MLAK)

Access to MLAK keys is restricted to people who have a disability, or who have written authority from:

A doctor

A disability organisation

Centre Management or the owner of a building with an MLAK-enabled facility on site

1653	Residents of City of Parramatta	A	N	No Fee				
1654	Non-residents of City of Parramatta	G	Y	\$21.85	\$20.91	\$2.09	\$23.00	5.26%

## 16.7 PARRAMATTA ARTISTS' STUDIOS

1655	Category A – per week	N	Y	\$24.00	\$22.73	\$2.27	\$25.00	4.17%
1656	Category B – per week	N	Y	\$30.00	\$27.27	\$2.73	\$30.00	0.00%
1657	Category C – per week	N	Y	\$35.00	\$31.82	\$3.18	\$35.00	0.00%
1658	Category D – per week	N	Y	\$45.00	\$40.91	\$4.09	\$45.00	0.00%
1659	Category E – per week	N	Y	\$55.00	\$50.00	\$5.00	\$55.00	0.00%
1660	Category F – per week	N	Y	\$95.00	\$86.36	\$8.64	\$95.00	0.00%
1661	Category G – per week	N	Y	\$170.00	\$154.55	\$15.45	\$170.00	0.00%
1662	Category H - per week		Y	\$0.00	\$13.64	\$1.36	\$15.00	∞

Fee Name	Parent Name	Page
----------	-------------	------

## Index of all Fees

### 1

1 Tree	[APPLICATION FOR A PERMIT TO REMOVE/PRUNE A TREE/S]	63
1 x 25m Lane – per hour	[LANE HIRE EPPING AQUATIC CENTRE ONLY]	104
1 x 25m Lane – per hour or part thereof	[SCHOOL LANE HIRE (MONDAY – FRIDAY ONLY/9:00AM-3:00PM)]	103
1 x 25m Lane – per hour or part thereof	[CASUAL LANE HIRE – ALL OTHER HIRERS]	103
1 x 50m Lane – per hour	[LANE HIRE EPPING AQUATIC CENTRE ONLY]	104
1 x 50m Lane – per hour	[CASUAL LANE HIRE EPPING AQUATIC CENTRE ONLY – ALL OTHER HIRERS]	104
1 x 50m Lane – per hour or part thereof	[SCHOOL LANE HIRE (MONDAY – FRIDAY ONLY/9:00AM-3:00PM)]	103
1 x 50m Lane – per hour or part thereof	[CASUAL LANE HIRE – ALL OTHER HIRERS]	103
1 Year Loan	[EUA ADMINISTRATION FEE]	59
1,100 Litre Bin Service	[ONE BIN REMOVED ONCE WEEKLY]	135
1,100 Litre Bin Service	[ONE BIN REMOVED ONCE WEEKLY]	136
1,100 Litre Mobile Garbage Bin	[BIN REPLACEMENT (FOR SECOND AND SUBSEQUENT LOSS PER YEAR)]	135
1,100 Litre Mobile Garbage Bin	[BIN REPLACEMENT]	137
1/2 day or less	[COMMERCIAL]	49
1/2 day or less	[NOT-FOR-PROFIT, LOW LEVEL RESOURCED OR SELF-FUNDED CHARITIES]	49
1/2 day or less	[COMMERCIAL]	46
1/2 day or less	[NOT-FOR-PROFIT ORGANISATION, LOW LEVEL RESOURCED OR SELF FUNDED CHARITIES]	45
1/2 day or less	[NOT FOR PROFIT, LOW LEVEL RESOURCED OR SELF FUNDED CHARITIES ORGANISATION]	46
1/2 day or less	[COMMERCIAL]	45
1/2 day or less	[NOT-FOR-PROFIT, LOW LEVEL RESOURCED OR SELF-FUNDED CHARITIES]	48
1/2 day or less	[OUTDOOR MARKETS (FEES FOR MARKET ORGANISERS, PER TRADING DAY)]	48
10 visit pass adult	[MULTI VISIT PASSES]	88
10 visit pass child/student/pensioner	[MULTI VISIT PASSES]	88
10 Year Loan	[EUA ADMINISTRATION FEE]	59
10-18 participants (maximum of 8, 2.5 hour sessions per week)	[ORGANISED OR COMMERCIAL GROUP FITNESS AND PERSONAL TRAINING – PER SEASON]	112
11 Year Loan	[EUA ADMINISTRATION FEE]	59
12 calendar months hire	[BICYCLE LOCKER HIRE]	105
1-2 participants (maximum of 12, 2-hour sessions per week)	[ORGANISED OR COMMERCIAL GROUP FITNESS AND PERSONAL TRAINING – PER SEASON]	112
12 Year Loan	[EUA ADMINISTRATION FEE]	59
13 Year Loan	[EUA ADMINISTRATION FEE]	59
14 Year Loan	[EUA ADMINISTRATION FEE]	59
140 Litre Bin Service	[ONE BIN REMOVED ONCE WEEKLY]	135
140 Litre Bin Service	[ONE BIN REMOVED ONCE WEEKLY]	136
140 Litre Garbage Bin	[BIN REPLACEMENT (FOR SECOND AND SUBSEQUENT LOSS PER YEAR)]	135
140 Litre Garbage Bin	[BIN REPLACEMENT]	137
15 Year Loan	[EUA ADMINISTRATION FEE]	59
150mm kerb and gutter – per mtr	[WORKS ASSOCIATED WITH THE ABOVE]	139

### 2

2 cubic metres pile in addition to the four pre-booked Council clean ups	[(C) EXTRA KERB SIDE CLEAN UP (ADDITIONAL)]	136
2 Hours complimentary for validated, eligible facility users. See PAC Terms and Conditions.	[CAR PARK (FOR FACILITY USERS ONLY – TICKETS MUST BE VALIDATED)]	102
2 Year Loan	[EUA ADMINISTRATION FEE]	59
20 ticket – Adult	[AQUA AEROBICS]	88
200 square metres but not exceeding 2,000 square metres	[FLOOR AREA OF BUILDING OR PART]	25
240 Litre Bin Service	[ONE BIN REMOVED ONCE WEEKLY]	135
240 Litre Bin Service	[ONE BIN REMOVED ONCE WEEKLY]	136
240 Litre Garbage Bin	[BIN REPLACEMENT (FOR SECOND AND SUBSEQUENT LOSS PER YEAR)]	135
240 Litre Garbage Bin	[BIN REPLACEMENT]	137

Fee Name	Parent Name	Page
<b>3</b>		
3 calendar months hire	[BICYCLE LOCKER HIRE]	105
3 Year Loan	[EUA ADMINISTRATION FEE]	59
3-9 participants (maximum of 12, 2-hour sessions per week)	[ORGANISED OR COMMERCIAL GROUP FITNESS AND PERSONAL TRAINING – PER SEASON]	112
<b>4</b>		
4 Year Loan	[EUA ADMINISTRATION FEE]	59
<b>5</b>		
5 ticket – Adult	[AQUA AEROBICS]	88
5 Year Loan	[EUA ADMINISTRATION FEE]	59
<b>6</b>		
6 Months (7 Days/ Week Access)	[COMMERCIAL/ PRIVATE USERS]	157
6 Months (7 Days/ Week Access)	[COMMUNITY/ NOT FOR PROFIT/ CHARITY]	157
6 Year Loan	[EUA ADMINISTRATION FEE]	59
660 Litre Bin Service	[ONE BIN REMOVED ONCE WEEKLY]	135
660 Litre Bin Service	[ONE BIN REMOVED ONCE WEEKLY]	136
660 Litre Mobile Garbage Bin	[BIN REPLACEMENT (FOR SECOND AND SUBSEQUENT LOSS PER YEAR)]	135
660 Litre Mobile Garbage Bin	[BIN REPLACEMENT]	137
<b>7</b>		
7 Year Loan	[EUA ADMINISTRATION FEE]	59
<b>8</b>		
8 Year Loan	[EUA ADMINISTRATION FEE]	59
80 Litre Bin Service	[ONE BIN REMOVED ONCE WEEKLY]	135
80 Litre Bin Service	[BIN REPLACEMENT (FOR SECOND AND SUBSEQUENT LOSS PER YEAR)]	135
80 Litre Bin Service	[ONE BIN REMOVED ONCE WEEKLY]	136
80 Litre Bin Service	[BIN REPLACEMENT]	137
<b>9</b>		
9 Year Loan	[EUA ADMINISTRATION FEE]	59
<b>A</b>		
A fee under clause 136M of the regulation to inspect the site for any damage will be deducted from the bond	[DEVELOPMENT SITES BONDS AND BANK GUARANTEES]	39
A Grade	[FULL DAY – FULL SIZED FIELD – PER FIELD]	110
A Grade	[HALF DAY OR EVENING – FULL SIZED FIELD – PER FIELD]	110
A Grade	[FULL DAY – HALF SIZED FIELD – PER FIELD]	110
A Grade	[HALF DAY OR EVENING – HALF SIZED (JUNIOR) FIELD – PER FIELD]	110
A letter stating the ownership of a property – each	[WRITTEN OWNERSHIP ADVICE]	62
A Statement of rates, charges, rebates, reversals or receipts issued against an account for a specific year, or the current year to date	[STATEMENT OF ACCOUNT]	62
A3 (B&W) per copy	[PHOTOCOPYING AND PRINTING]	168
A3 (Colour) per copy	[PHOTOCOPYING AND PRINTING]	168
A3 Black & White	[HARDCOPY COPY OF OF ANY LOCAL ENVIRONMENTAL PLANNING INSTRUMENTS AND MAPS, DEVELOPMENT CONTROL PLANS, CONTRIBUTION PLANS OR ANY OTHER CITY STRATEGY PLAN OR POLICY TO BE CHARGED AT THE FOLLOWING RATES PER PAGE]	52
A3 Colour	[HARDCOPY COPY OF OF ANY LOCAL ENVIRONMENTAL PLANNING INSTRUMENTS AND MAPS, DEVELOPMENT CONTROL PLANS, CONTRIBUTION PLANS OR ANY OTHER CITY STRATEGY PLAN OR POLICY TO BE CHARGED AT THE FOLLOWING RATES PER PAGE]	52
A4 (B&W) per copy	[PHOTOCOPYING AND PRINTING]	168
A4 (Colour) per copy	[PHOTOCOPYING AND PRINTING]	168

continued on next page ...

Page 172 of 217

Fee Name	Parent Name	Page
<b>A</b> [continued]		
A4 Black & White	[HARDCOPY COPY OF OF ANY LOCAL ENVIRONMENTAL PLANNING INSTRUMENTS AND MAPS, DEVELOPMENT CONTROL PLANS, CONTRIBUTION PLANS OR ANY OTHER CITY STRATEGY PLAN OR POLICY TO BE CHARGED AT THE FOLLOWING RATES PER PAGE]	52
A4 Colour	[HARDCOPY COPY OF OF ANY LOCAL ENVIRONMENTAL PLANNING INSTRUMENTS AND MAPS, DEVELOPMENT CONTROL PLANS, CONTRIBUTION PLANS OR ANY OTHER CITY STRATEGY PLAN OR POLICY TO BE CHARGED AT THE FOLLOWING RATES PER PAGE]	52
Access to City Model for Commercial Photography – Fee Per Hour	[DEVELOPMENT APPLICATIONS & PLANNING PROPOSALS 3D CAD MODELLING FEES]	40
Accredited Specialist Solicitor – Per Hour	[LEGAL SERVICES]	60
Active Wellness Studio/Maker Space – (Commercial)	[WEEKDAY RATES (HOURLY) (MONDAY – THURSDAY 9AM - 8PM) (FRIDAY 9AM - 5PM) ]	161
Active Wellness Studio/Maker Space – (Commercial)	[WEEKDAY (DAILY RATE) (MONDAY – THURSDAY 9AM TO 8PM) (FRIDAY 9AM - 5PM) ]	162
Active Wellness Studio/Maker Space – (Commercial)	[WEEKEND/PUBLIC HOLIDAY RATES (HOURLY) (9AM TO 5PM)]	165
Active Wellness Studio/Maker Space – (Commercial)	[WEEKEND/PUBLIC HOLIDAY (DAILY RATE) (9AM TO 5PM)]	166
Active Wellness Studio/Maker Space – (Community)	[WEEKDAY RATES (HOURLY) (MONDAY – THURSDAY 9AM - 8PM) (FRIDAY 9AM - 5PM) ]	161
Active Wellness Studio/Maker Space – (Community)	[WEEKDAY (DAILY RATE) (MONDAY – THURSDAY 9AM TO 8PM) (FRIDAY 9AM - 5PM) ]	163
Active Wellness Studio/Maker Space – (Community)	[WEEKEND/PUBLIC HOLIDAY RATES (HOURLY) (9AM TO 5PM)]	165
Active Wellness Studio/Maker Space – (Community)	[WEEKEND/PUBLIC HOLIDAY (DAILY RATE) (9AM TO 5PM)]	166
Active Wellness Studio/Maker Space – (Unfunded Not for Profit)	[WEEKDAY RATES (HOURLY) (MONDAY – THURSDAY 9AM - 8PM) (FRIDAY 9AM - 5PM) ]	161
Active Wellness Studio/Maker Space – (Unfunded Not for Profit)	[WEEKDAY (DAILY RATE) (MONDAY – THURSDAY 9AM TO 8PM) (FRIDAY 9AM - 5PM) ]	163
Active Wellness Studio/Maker Space – (Unfunded Not for Profit)	[WEEKEND/PUBLIC HOLIDAY RATES (HOURLY) (9AM TO 5PM)]	165
Active Wellness Studio/Maker Space – (Unfunded Not for Profit)	[WEEKEND/PUBLIC HOLIDAY (DAILY RATE) (9AM TO 5PM)]	166
Activity Based Transport	[COMMUNITY CARE FEES FOR HOME CARE PACKAGES]	151
Activity Room/ per hour/ plus pool entry (Monday – Friday) minimum 2 hours	[ACTIVITY ROOM (DYANMILA NGURANG) AND BIRTHDAY PARTIES]	100
Addition inspection / re-inspection fee*	[7. OTHER EVENT]	125
Additional Charges to Requestor based on levies by supplying libraries: Monographs, Photocopying (up to 50 pages) and any additional charges council incur from supplying libraries etc.	[INTER LIBRARY LOANS]	169
Additional equipment hire – rate on application	[CHARGES NOT INCLUDED IN HIRE RATES]	134
Additional fee - Priority issue (2 business days) of certificate (Not applicable for Unauthorised Works)	[UNAUTHORISED BUILDING INFORMATION CERTIFICATES]	22
Additional fee for development application that is referred to design review panel for advice	[CITY DESIGN]	39
Additional fee for each additional day or part thereof	[UNDER 10M3 PER CONTAINER]	80
Additional fee for each additional day or part thereof	[OVER 10M3 PER CONTAINER PER DAY OR PART THEREOF]	80
Additional fee for modification application that is accompanied by statement of qualified designer	[CITY DESIGN]	39
Additional Final Occupation Certificate	[ADDITIONAL INSPECTION FEE AS FOLLOWS]	35
Additional Function Package	[VENUE PACKAGE 1 (INCLUDES OUTDOOR OR FURNITURE OR EVENT PACKAGE)]	158
Additional Inspection Fee	[(1) FOR THE PURPOSES OF SECTION 149B (2) OF THE ACT, THE FEE FOR AN APPLICATION FOR A BUILDING CERTIFICATE IN RELATION TO A BUILDING IS]	21
Additional layback – per mtr.	[HEAVY DUTY/INDUSTRIAL]	139
Additional layback length – per metre	[RESIDENTIAL]	139
Additional meeting – 25% of original fee paid	[DEVELOPMENT APPLICATION PRE-LODGE MENT CONSULTATION]	67
Additional Microphone (per unit)	[COMMUNITY HUBS]	153
Additional site inspection (each)	[RESIDENTIAL (STANDARD)]	138
Additional Supervising Staff (pp p/hr)	[SWIMMING CARNIVAL]	87
Additional Supervising Staff (pp p/hr)	[SWIMMING CARNIVAL – OTHER CHARGES]	99
Additional time billed at 15 minute intervals pro rata	[FIRE SAFETY INSPECTION]	126
Additional to any other fees payable	[SPECIFIC TYPE OF DEVELOPMENT AS DESCRIBED IN EP&A REG SCHEDULE 3, PART 1]	68
Additional Usage outside Seasonal Hire Agreement	[CANTEEN – FULL DAY AND HALF DAY – SEASONAL USE CANTEEN]	110

continued on next page ...

Page 173 of 217



Fee Name	Parent Name	Page
<b>A [continued]</b>		
Adjustments to 100mm diameter stormwater pipes – min charge/metre	[FEES WITH RESPECT TO ROADS AND DRAINAGE RELATED WORKS IN THE PUBLIC WAY ASSOCIATED WITH DEVELOPMENT]	138
Admin Fee for Assistance with the cost of preparation and delivery of meals	[COMMUNITY CARE FEES FOR HOME CARE PACKAGES]	151
Administration & Release Fee	[COMPANION ANIMALS – IMPOUNDING & RELEASE FEES FROM APPROVED PREMISES – VETS, ETC.]	119
Administration & Release Fee	[COMPANION ANIMALS – SEIZURE & RELEASE FEES FROM COUNCIL]	119
Administration cost for processing inter library loans	[INTER LIBRARY LOANS]	169
Administration Fee	[DIVESTMENT OF PROPERTY INTERESTS – COUNCIL LAND]	13
Administration Fee – Searching for Restoration Orders not submitted and determination of responsible Utility/Authority (Based on 3 hours of staff time)	[RESTORATIONS]	144
Administration fee (not related to Development Consent)	[USER PAY PARKING SIGNS (INCLUDING TEMPORARY BUS ZONES)]	81
Administration fee accompanying service of improvement notice (subject to Food Act amendment)	[5. FOOD PREMISES – ANNUAL ADMINISTRATION FEE – HIGH & MEDIUM RISK BUSINESSES ONLY AS PER NSW FOOD AUTHORITY CATEGORIES]	123
Administration fee on refund of deposits/bonds – % per annum of Deposit/Bond amount	[ADMINISTRATION FEE – BOND AND DEPOSIT REFUND]	56
Administration/processing fees – Security Bond	[ADMINISTRATION FEE-ACCESS TO PUBLIC LAND]	143
Administration/processing fees including assessment and release of bonds	[ADMINISTRATION FEE-ACCESS TO PUBLIC LAND]	143
Administrative / Secretarial services – Per Hour	[LEGAL SERVICES]	60
Administrative Fee	[TELECOMMUNICATIONS FACILITIES]	20
Administrative Fee	[REQUEST TO PURCHASE COUNCIL LAND]	20
Administrative Fee (per environmental and physical place) – Precinct and Non Precinct	[ROAD & PLACE NAMING]	19
Administrative Fee (per road) – Precinct and Non Precinct	[ROAD & PLACE NAMING]	19
Administrative/Application fee for structures on roads	[OCCUPYING COUNCIL ROADS AND FOOTWAYS]	14
Adult	[HOLIDAY INTENSIVE PROGRAM]	90
Adult 10 Visit Pass	[POOL ENTRY VISIT PASSES]	93
Adult 20 Visit Pass	[MULTI VISIT PASSES]	88
Adult 20 Visit Pass	[POOL ENTRY VISIT PASSES]	93
Adult 20 Visit Pass	[WELLNESS / FITNESS FACILITIES]	94
Adult 3 Month Swim Membership. Total cost.	[MEMBERSHIPS: SWIM MEMBERSHIP]	97
Adult 6 Months Swim Membership. Total cost.	[MEMBERSHIPS: SWIM MEMBERSHIP]	97
Adult concession rate	[HOLIDAY INTENSIVE PROGRAM – CONCESSION]	90
Adult concession rate 10 weeks – 1 lesson per week	[SWIM SCHOOL – CONCESSION]	90
Adult concession rate 10 weeks – 1 lesson per week	[SWIM SCHOOL – CONCESSION]	90
Adult concession rate/per lesson	[HOLIDAY INTENSIVE PROGRAM – CONCESSION]	90
Adult Cost per lesson – 1 lesson per week	[SWIM SCHOOL]	89
Adult Cost per lesson – 1 lesson per week	[SWIM SCHOOL PROGRAMS]	98
Adult Entry (ages 18 and over)	[EPPING AQUATIC CENTRE AND MACARTHUR GIRLS HIGH SCHOOL.]	85
Adult Entry (ages 18 and over)	[AQUATIC FACILITIES]	92
Adult entry (includes pool access)	[WELLNESS / FITNESS FACILITIES]	94
Adult Fitness Only Membership. Weekly cost charged fortnightly.	[MEMBERSHIPS: FITNESS ONLY MEMBERSHIP]	97
Adult Full Membership per week debited fortnightly	[FULL MEMBERSHIP]	95
Adult Membership – 3 months	[MEMBERSHIPS]	89
Adult Membership – 6 months	[MEMBERSHIPS]	89
Adult Off-Peak Membership (10:00am – 3:00pm only) weekly cost debited fortnightly	[FULL MEMBERSHIP]	96
Adult Swim Membership. Weekly cost debited fortnightly.	[MEMBERSHIPS: SWIM MEMBERSHIP]	96
Adult/per lesson	[HOLIDAY INTENSIVE PROGRAM]	90
Advertising Fee – Road Closure/Opening Gazettal Fee	[ROAD CLOSURES – ADMINISTRATION FEE FOR THE PROCESSING OF ROAD CLOSURE APPLICATIONS]	20
Aggregation of Land Values for Rating Purposes – Section 548A	[DISHONoured CHEQUES]	58
Alfresco Dining & Retail Activity Application Fee	[OCCUPYING COUNCIL ROADS AND FOOTWAYS]	14
All other areas	[ADDITIONAL WEEKLY CHARGE PER METRE LENGTH OF 'WORKS ZONE', TEMPORARY 'NO PARKING' & 'NO STOPPING' ASSOCIATED WITH CONSTRUCTION ON NARROW ROADS]	78

continued on next page ...

Page 174 of 217



Fee Name	Parent Name	Page
<b>A</b> [continued]		
All other areas	[DAILY FEE PER METRE LENGTH PER LANE UP TO 2 LANES OF ROAD LANE OR PER AT-GRADE CAR PARK SPACE OCCUPIED (IN ADDITION TO OTHER RELEVANT FEES)]	79
All Other Drainage Related Development Assessments	[STORMWATER DESIGN CHECKING & APPROVALS]	83
All other park and sports field hirers	[BOND FOR PROVISION OF KEY – PER KEY]	113
All parcels of rateable urban land categorised as Business (all sub categories) incl. Business Strata properties – Annual Stormwater Charge per 350 sq m or part thereof (capped at \$200.00) – SWBUS	[BUSINESS PROPERTIES]	57
All parcels of rateable urban land categorised as Business (all sub categories) incl. Business Strata properties – Annual Stormwater Charge per 350 sq m or part thereof (capped at \$500.00)	[BUSINESS PROPERTIES]	57
All parcels of rateable urban land categorised as Business (all sub categories) incl. Business Strata properties – Business Strata per assessment	[BUSINESS PROPERTIES]	57
All parcels of rateable urban land categorised as Residential excluding Strata properties – Annual Stormwater Charge per Assessment – SWRES	[RESIDENTIAL PROPERTIES]	56
All strata properties categorised as Residential	[RESIDENTIAL PROPERTIES]	56
Alteration to Suburb Boundary - Administrative Fee - Precinct and Non Precinct	[ROAD & PLACE NAMING]	18
Alteration to Suburb Boundary - Non Precinct - Public consultation/exhibition, advertising and gazettal	[ROAD & PLACE NAMING]	19
Alteration to Suburb Boundary - Precinct - Public consultation/exhibition, advertising and gazettal	[ROAD & PLACE NAMING]	19
Amendment of existing work zone fee	[ADDITIONAL WEEKLY CHARGE PER METRE LENGTH OF 'WORKS ZONE', TEMPORARY 'NO PARKING' & 'NO STOPPING' ASSOCIATED WITH CONSTRUCTION ON NARROW ROADS]	78
Animal holding fee per animal per 24 hour period	[REGISTRATION FEES PAYABLE FOR THE REGISTRATION OF A COMPANION ANIMAL]	116
Annual (Renewal) Application Fee*	[ON-STREET AND OFF STREET CAR SHARE SPACES IN THE PARRAMATTA CBD CORE]	81
Annual (Renewal) Fee*	[ON-STREET AND OFF-STREET CAR SHARE SPACES OUTSIDE THE PARRAMATTA CBD CORE]	81
Annual fee to cover range of resources made available to Book Clubs in the LGA and to inter-library service to borrow resources from other libraries	[BOOK CLUB ANNUAL FEE]	146
Annual Fire Safety Statement – Request to stay penalty infringement notice	[ANNUAL FIRE SAFETY STATEMENTS – EP&A REG CL. 177(1)]	126
Any other premises (skin penetration, public swimming pool.)	[IMPROVEMENT NOTICES AND PROHIBITION ORDERS UNDER PUBLIC HEALTH REGULATION 2012]	124
Any other size	[HARDCOPY COPY OF OF ANY LOCAL ENVIRONMENTAL PLANNING INSTRUMENTS AND MAPS, DEVELOPMENT CONTROL PLANS, CONTRIBUTION PLANS OR ANY OTHER CITY STRATEGY PLAN OR POLICY TO BE CHARGED AT THE FOLLOWING RATES PER PAGE]	52
Appeal against determination of modification application under the Act, section 8.9	[APPLICATION FOR REVIEW OF DECISION TO REJECT AND NOT DETERMINE A DEVELOPMENT APPLICATION UNDER THE ACT, SECTION 8.2(1)(C) IF THE ESTIMATED COST OF DEVELOPMENT IS]	63
Application Fee	[PORTABLE ADVERTISING]	49
Application Fee	[RETAIL TRADING IN PUBLIC FOOTPATHS AND SPACES]	49
Application Fee	[TEMPORARY ACCESS VIA PARK]	85
Application Fee	[(A) ADMINISTRATION FEE FOR ALLOWING ENTRIES ONTO TITLES OVER WHICH COUNCIL HAS A CAVEAT – MINOR MATTER (EG RE-FINANCING)]	14
Application Fee	[(3C) IF AN APPLICATION FOR A BUILDING CERTIFICATE IS MADE IN RELATION TO PART ONLY OF A BUILDING, A REFERENCE IN SUBCLAUSE (3A) TO A BUILDING IS TAKEN TO BE A REFERENCE TO THE PART OF A BUILDING THAT IS THE SUBJECT OF THE APPLICATION]	25
Application fee (includes one day or part thereof usage fee)	[UNDER 10M3 PER CONTAINER]	79
Application fee (includes one day or part thereof usage fee)	[OVER 10M3 PER CONTAINER PER DAY OR PART THEREOF]	80

continued on next page ...

Page 175 of 217

Fee Name	Parent Name	Page
<b>A</b> [continued]		
Application Fee (non-refundable; processing time: approximately 8 weeks)	[WORK ZONES]	77
Application Fee (non-refundable; processing time: generally, 3 days, Road Closures 10 working days)	[ROAD/FOOTPATH OCCUPANCY]	78
Application fee for Parramatta Square	[CITY EVENTS & CULTURAL HERITAGE PROGRAMS]	41
Application fee to provide Developer Contributions	[MODIFICATION OF CONSTRUCTION CERTIFICATE]	36
Quotes from Developers / Private Certifiers		
Application for inspection and Certificate of Compliance – Section 22C&D – Swimming Pools	[SWIMMING POOLS ACT CERTIFICATES – FOR POOL BARRIER REQUIREMENTS]	127
Reg Cl. 18A First inspection + Reinspection (if follow-up inspection not required, \$100 will be refunded)		
Application of Exemption – Section 22 – Swimming Pools Reg Cl. 13	[SWIMMING POOLS ACT CERTIFICATES – FOR POOL BARRIER REQUIREMENTS]	127
Application to amend or alter an On-site sewage management system	[6. ONSITE SEWAGE MANAGEMENT APPLICATIONS]	125
Application to Install an On-site sewage management system – >10 Equivalent Persons (Includes 2 inspections & approval to operate)	[6. ONSITE SEWAGE MANAGEMENT APPLICATIONS]	125
Application to Install an On-site sewage management system – 1-10 Equivalent Persons (Includes 2 inspection fees & approval to operate fee)	[6. ONSITE SEWAGE MANAGEMENT APPLICATIONS]	124
Application to Install an On-site sewage management system – Non Residential	[6. ONSITE SEWAGE MANAGEMENT APPLICATIONS]	125
Application under section 4.55(1)	[FEES FOR MODIFICATION OF DEVELOPMENT CONSENTS – OTHER THAN STATE SIGNIFICANT DEVELOPMENT]	69
Application/Emergency notification fee (non refundable)	[EXTENSION TO APPROVED DA WORKING HOURS]	126
Approval to Operate an On-site Sewage Management System (includes 1 inspection)	[6. ONSITE SEWAGE MANAGEMENT APPLICATIONS]	125
Aqua Pass – single entry (Aqua Aerobics)	[MULTI VISIT PASSES]	89
Aqua/Dry Programs	[SCHOOL GROUPS AND PROGRAMS - EPPING AQUATIC CENTRE]	86
Aqua/Dry Programs	[LEARN TO SWIM]	91
Aquatic / Life Saving Program – Price on application	[LEARN TO SWIM]	91
Epping Aquatic Centre ONLY – Private learn to swim lessons (Per Lesson)		
Assessment and/or approval of public open space and street tree plans and specifications for DA and VPA	[OPEN SPACE WORKS & STREET TREES]	85
Assessment and/or approval of public open space and street tree plans and specifications for DA and VPA	[OPEN SPACE WORKS & STREET TREES]	85
Assignment Fee	[SPACE MANAGEMENT]	20
Audio Visual Technician (Weekdays)	[COMMUNITY HUBS]	152
Audio Visual Technician (Weekends/Public Holidays)	[COMMUNITY HUBS]	152
AUS-SPEC # Development construction	[D13]	144
AUS-SPEC #1 Development design	[D13]	144
AUS-SPEC #2 Road works	[D13]	144
Availability Charge	[SERVICE AVAILABILITY CHARGE]	136
<b>B</b>		
B Grade	[FULL DAY – FULL SIZED FIELD – PER FIELD]	110
B Grade	[HALF DAY OR EVENING – FULL SIZED FIELD – PER FIELD]	110
B Grade	[FULL DAY – HALF SIZED FIELD – PER FIELD]	110
B Grade	[HALF DAY OR EVENING – HALF SIZED (JUNIOR) FIELD – PER FIELD]	110
Bacteriological assessment fee (taken if chemical parameters have failed)	[PUBLIC AND SEMI-PUBLIC SWIMMING POOLS]	124
Banner Poles – Hire – Per Week/Per Pair	[DIRECTIONAL/COMMUNITY SIGNS]	38
Banner Poles – Install & Remove Banner – Per banner	[DIRECTIONAL/COMMUNITY SIGNS]	38
Base – for one advertisement	[DEVELOPMENT INVOLVING APPLICATION FOR ADVERTISEMENTS OR ADVERTISING SIGNS – EP&A REG SCHEDULE 4 PART 2 ITEM 2.2 BUT ONLY IF THE FEE UNDER THIS ITEM EXCEEDS THE FEE THAT WOULD BE PAYABLE UNDER EP&A REG SCHEDULE 4 PART 2 ITEM 2.1]	67

continued on next page ...

Page 176 of 217

Fee Name	Parent Name	Page
<b>B</b> [continued]		
Base Function Package (Includes Outdoor or Furniture or Event Package)	[VENUE PACKAGE 1 (INCLUDES OUTDOOR OR FURNITURE OR EVENT PACKAGE)]	158
Birthday Cakes – Cake for Centre child's birthday – each	[ALL CHILD CARE CENTRES – ADMINISTRATION]	147
Black and White Photocopies (A3) per copy	[DOCUMENT PREPARATION FOR COURT]	59
Black and White Photocopies (A3) per copy	[PHYSICAL DOCUMENTATION SUPPLIED UNDER ACCESS TO INFORMATION (FORMAL AND INFORMAL GIPA)]	61
Black and White Photocopies (A4) per copy	[DOCUMENT PREPARATION FOR COURT]	59
Black and White Photocopies (A4) per copy	[PHYSICAL DOCUMENTATION SUPPLIED UNDER ACCESS TO INFORMATION (FORMAL AND INFORMAL GIPA)]	61
Boarding House inspection	[PUBLIC AND SEMI-PUBLIC SWIMMING POOLS]	124
Boarding House inspection	[MONITORING COMPLIANCE OF RESTRICTED PREMISES INCLUDING BROTHELS MASSAGE PARLOURS AND OTHER REGULATED OR SIMILAR PREMISES]	127
Bond	[SPECIAL EVENT/PERFORMANCE >500 IN ATTENDANCE (RATE PER HOUR)]	112
Bond	[SPORTING ACTIVITY/COMMUNITY GATHERING <500 IN ATTENDANCE (RATE PER HOUR)]	112
Bond	[ADDITIONAL HIRE DATES SESSIONS PER FULL DAY OR HALF DAY – 5% OF SEASONAL FEE, PLUS GST]	113
Bond access and restoration of public land after easement works	[APPLICATION FEE RELATING TO EASEMENTS]	13
Bond at the discretion of Council	[ORGANISED OR COMMERCIAL GROUP FITNESS AND PERSONAL TRAINING – PER SEASON]	112
Bond at the discretion of Council	[ORGANISED OR COMMERCIAL GROUP FITNESS AND PERSONAL TRAINING – PER SEASON]	112
Booking Fees	[CHARGES NOT INCLUDED IN HIRE RATES]	134
Booking Variation – Minimum	[COMMUNITY HALLS AND MEETING ROOM HIRE]	106
Breakage of Equipment or Damage to Building or Fixtures	[PENALTY RATES]	108
Breakage of Equipment or Damage to Building or Fixtures	[PENALTY RATES]	158
Bronze Squad per month.	[SWIM SQUAD PROGRAMS]	98
Building Certificate Urgency Fee	[(1) FOR THE PURPOSES OF SECTION 149B (2) OF THE ACT, THE FEE FOR AN APPLICATION FOR A BUILDING CERTIFICATE IN RELATION TO A BUILDING IS]	21
Building Certifications – Hourly Rate	[(1) FOR THE PURPOSES OF SECTION 149B (2) OF THE ACT, THE FEE FOR AN APPLICATION FOR A BUILDING CERTIFICATE IN RELATION TO A BUILDING IS]	21
Bus Trip / Pick up drop off - This is a minimum cost and will increase depending on destination and activities - Non-refundable (Full-Cost Recovery)	[INDIVIDUAL – DISCOUNTED FEE FOR COMMONWEALTH SENIOR HEALTH CARD HOLDERS]	150
Bus Trip / Pick up drop off – Minimum cost it will increase depends on Destination and activities – Non refundable (Full-Cost Recovery)	[INDIVIDUAL – FULL FEE]	150
Bus Trip / Pick up drop off – This is a minimum cost and will increase depending on destination and activities – Non-refundable (Full-Cost Recovery)	[INDIVIDUAL – FULL AND PART-PENSIONER DISCOUNTED FEE]	149
<b>C</b>		
C Grade	[FULL DAY – FULL SIZED FIELD – PER FIELD]	110
C Grade	[HALF DAY OR EVENING – FULL SIZED FIELD – PER FIELD]	110
C Grade	[FULL DAY – HALF SIZED FIELD – PER FIELD]	110
C Grade	[HALF DAY OR EVENING – HALF SIZED (JUNIOR) FIELD – PER FIELD]	110
Cafes, Restaurants (other than liquor licensed), Takeaway outlets Bakery, Fish, Catered Canteen (including schools) food factories – small processing areas, other places of food production	[CATEGORY 4]	120
Cancellation Fee	[SWIMMING CARNIVAL]	87
Cancellation Fee	[SWIMMING CARNIVAL – OTHER CHARGES]	99
Cancellation Fee for School Picnic Days Epping Aquatic Centre ONLY	[SWIM SCHOOL]	89
Cancellation Fee Section 603 LGA	[RATE INFORMATION CERTIFICATION – STATUTORY – SECTION 603 LGA]	62
Cancellation Fee to apply if less than 14 days notice is given for a cancellation	[BOOKING CANCELLATION: ALL CANCELLATIONS MUST BE IN WRITING OR VIA THE ONLINE BOOKING SYSTEM - BOOKABLE]	105

continued on next page ...

Page 177 of 217

Fee Name	Parent Name	Page
<b>C</b> [continued]		
Cancellation Fee to apply if less than 14 days notice is given for a cancellation	[BOOKING CANCELLATION]	158
Cancellation Fee to apply if less than 7 days notice is given for a cancellation	[BOOKING CANCELLATION: ALL CANCELLATIONS MUST BE IN WRITING OR VIA THE ONLINE BOOKING SYSTEM - BOOKABLE]	105
Cancellation Fee to apply if less than 7 days notice is given for a cancellation	[BOOKING CANCELLATION]	158
Casual – Adult	[AQUA AEROBICS]	88
Casual off-peak rate	[COUNCIL-MANAGED TENNIS COURTS (ONLINE BOOKING SYSTEM)]	113
Casual peak rate	[COUNCIL-MANAGED TENNIS COURTS (ONLINE BOOKING SYSTEM)]	113
Casual per visit (1.5 hour visit)	[GURANG NGURANG CRECHE SERVICE]	102
Casual Rate per hour	[SYNTHETIC SPORTSFIELDS]	111
Cat Trap replacement fee	[CAT TRAP HIRE]	117
Category (1) Commercial operation	[DAILY INSPECTION FEE APPLICABLE FOR EACH EVENT]	122
Category (1) Commercial operation	[ANNUAL (FINANCIAL YEAR) REGISTRATION OF TEMPORARY FOOD STALL (INCLUSIVE OF ALL FOOD INSPECTION FEES)]	122
Category (1) Ice Cream/soft serve and/or heated products	[B. RE-INSPECTION FEE – APPLICABLE WHERE >1 REVIEW INSPECTION HAS BEEN CONDUCTED]	121
Category (1) Ice Cream/soft serve and/or potentially hazardous ready-to-eat products	[A. ANNUALLY RENEWABLE REGISTRATION & INSPECTION, 1 REVIEW INCLUDED, CHARGE PER VEHICLE]	121
Category (2) Packaged food/drink products only, where no direct handling or processing of food undertaken	[A. ANNUALLY RENEWABLE REGISTRATION & INSPECTION, 1 REVIEW INCLUDED, CHARGE PER VEHICLE]	121
Category (2) Packaged food/drink products only, where no direct handling or processing of food undertaken	[B. RE-INSPECTION FEE – APPLICABLE WHERE >1 REVIEW INSPECTION HAS BEEN CONDUCTED]	121
Category (2) Registered charity or non-profit community service organisation	[DAILY INSPECTION FEE APPLICABLE FOR EACH EVENT]	122
Category (2) Registered charity or non-profit community service organisation	[4. TEMPORARY FOOD STALLS]	122
Category 1	[B. RE-INSPECTION FEE – APPLICABLE WHERE REQUIRED FEE CHARGED ACCORDING TO CATEGORY OF PREMISES]	121
Category 1	[C. COMPLIANCE INSPECTION FEE – APPLICABLE WHERE REQUIRED FEE CHARGED ACCORDING TO CATEGORY OF PREMISES]	121
Category 2	[B. RE-INSPECTION FEE – APPLICABLE WHERE REQUIRED FEE CHARGED ACCORDING TO CATEGORY OF PREMISES]	121
Category 2	[C. COMPLIANCE INSPECTION FEE – APPLICABLE WHERE REQUIRED FEE CHARGED ACCORDING TO CATEGORY OF PREMISES]	121
Category 3	[B. RE-INSPECTION FEE – APPLICABLE WHERE REQUIRED FEE CHARGED ACCORDING TO CATEGORY OF PREMISES]	121
Category 3	[C. COMPLIANCE INSPECTION FEE – APPLICABLE WHERE REQUIRED FEE CHARGED ACCORDING TO CATEGORY OF PREMISES]	121
Category 4	[B. RE-INSPECTION FEE – APPLICABLE WHERE REQUIRED FEE CHARGED ACCORDING TO CATEGORY OF PREMISES]	121
Category 4	[C. COMPLIANCE INSPECTION FEE – APPLICABLE WHERE REQUIRED FEE CHARGED ACCORDING TO CATEGORY OF PREMISES]	121
Category 5	[B. RE-INSPECTION FEE – APPLICABLE WHERE REQUIRED FEE CHARGED ACCORDING TO CATEGORY OF PREMISES]	121
Category 5	[C. COMPLIANCE INSPECTION FEE – APPLICABLE WHERE REQUIRED FEE CHARGED ACCORDING TO CATEGORY OF PREMISES]	121
Category A – per week	[PARRAMATTA ARTISTS' STUDIOS]	170
Category B – per week	[PARRAMATTA ARTISTS' STUDIOS]	170
Category C – per week	[PARRAMATTA ARTISTS' STUDIOS]	170
Category Commercial – Fee for Hire or use of facilities	[SPECIAL EVENT/PERFORMANCE >500 IN ATTENDANCE (RATE PER HOUR)]	112
Category Commercial – Fee for Hire or use of facilities	[SPORTING ACTIVITY/COMMUNITY GATHERING <500 IN ATTENDANCE (RATE PER HOUR)]	112
Category Community – Fee for Hire or use of facilities	[SPECIAL EVENT/PERFORMANCE >500 IN ATTENDANCE (RATE PER HOUR)]	112
Category Community – Fee for Hire or use of facilities	[SPORTING ACTIVITY/COMMUNITY GATHERING <500 IN ATTENDANCE (RATE PER HOUR)]	112
Category D – per week	[PARRAMATTA ARTISTS' STUDIOS]	170
Category E – per week	[PARRAMATTA ARTISTS' STUDIOS]	170
Category F – per week	[PARRAMATTA ARTISTS' STUDIOS]	170

continued on next page ...

Page 178 of 217



Fee Name	Parent Name	Page
<b>C</b> [continued]		
Category G – per week	[PARRAMATTA ARTISTS' STUDIOS]	170
Category H - per week	[PARRAMATTA ARTISTS' STUDIOS]	170
Category Unfunded Not-for-profit – Fee for Hire or use of facilities	[SPECIAL EVENT/PERFORMANCE >500 IN ATTENDANCE (RATE PER HOUR)]	112
Category Unfunded Not-for-profit – Fee for Hire or use of facilities	[SPORTING ACTIVITY/COMMUNITY GATHERING <500 IN ATTENDANCE (RATE PER HOUR)]	112
CBD	[ADDITIONAL WEEKLY CHARGE PER METRE LENGTH OF 'WORKS ZONE', TEMPORARY 'NO PARKING' & 'NO STOPPING' ASSOCIATED WITH CONSTRUCTION ON NARROW ROADS]	77
CBD	[DAILY FEE PER METRE LENGTH PER LANE UP TO 2 LANES OF ROAD LANE OR PER AT-GRADE CAR PARK SPACE OCCUPIED (IN ADDITION TO OTHER RELEVANT FEES)]	79
CBD Permit, each m2, per annum	[RETAIL TRADING IN PUBLIC FOOTPATHS AND SPACES]	49
Centenary Square (CSQ)	[CENTENARY SQUARE (CSQ)]	44
Centenary Square (CSQ)	[CENTENARY SQUARE (CSQ)]	44
Centenary Square (CSQ) - 3 Month Permit	[CENTENARY SQUARE (CSQ)]	45
Certificate For Classification Of Council Land – Section 54 LG Act	[CERTIFICATE FOR CLASSIFICATION OF COUNCIL LAND – SECTION 54 LG ACT]	13
Certified Copy of Document, Map or Plan – EP&A REG CL. 262	[(1) FOR THE PURPOSES OF SECTION 149B (2) OF THE ACT, THE FEE FOR AN APPLICATION FOR A BUILDING CERTIFICATE IN RELATION TO A BUILDING IS]	21
Chairs: plastic/unit	[FEES FOR HIRE OR USE OF FACILITIES]	43
Changes to parking restrictions within a local street for a length of less than 50m	[ASSESSMENT OF TRAFFIC FACILITY PLANS TO BE DELIVERED AS PART OF A CONDITION OF CONSENT THROUGH TRAFFIC COMMITTEE PROCESS (EXC. SUPPLY AND INSTALLATION)]	76
Charge to conduct programs, including payment of facilitators/ tutors, cost of materials – per applicant, per course	[ACTIVITIES, EVENTS, WORKSHOPS & PROGRAMS]	159
Charge to conduct sessions, including payment of key speakers and library staff as tutors cost of venue and consumables – per applicant, per course	[WORKSHOPS/TRAINING SEMINARS]	169
Charge to deliver community programs, including payment of facilitators/ tutors, cost of materials – per attendee, per program	[COMMUNITY HUBS]	153
Charges for the Reg Byrne Community Centre, Dundas Community Centre, Ermington Community Centre, George Kendall Riverside Park Meeting Room, Jones Park Hall, Don Moore Community Centre, John Curtin Meeting Room, North Rocks Senior Citizens Centre, Don Moore Reserve Meeting Room, Harry Todd Band Hall, Burnside Gardens Community Centre, Epping Community Centre, Epping Leisure & Learning Centre, Roselea Community Centre, West Epping Community Centre, Newington Community Centre, Boronia Grove Community Centre, Parkview Meeting Room, Kingsdene Reserve Meeting Room, Curtis Oval Meeting Room	[COMMUNITY HALLS AND MEETING ROOM HIRE]	106
Cheque Special Clearance Fee	[DISHONoured DIRECT DEBIT]	61
Cheque Stop Payment Fee	[DISHONoured DIRECT DEBIT]	61
Child	[HOLIDAY INTENSIVE PROGRAM]	90
Child – Per Lesson (non-Parramatta LGA)	[SCHOOL – LEARN TO SWIM]	90
Child – Per Lesson (Parramatta LGA) 45 minute class	[SCHOOL – LEARN TO SWIM]	90
Child / Concession 10 Visit Pass	[POOL ENTRY VISIT PASSES]	93
Child 3 Months Swim Membership. Total cost.	[MEMBERSHIPS: SWIM MEMBERSHIP]	97
Child 6 Month Swim Membership. Total cost.	[MEMBERSHIPS: SWIM MEMBERSHIP]	97
Child and Concession 20 Visit Pass	[POOL ENTRY VISIT PASSES]	93
Child Care – Direct Debit Surcharge	[NORTH ROCKS CHILD CARE CENTRE]	147
Child concession rate	[HOLIDAY INTENSIVE PROGRAM – CONCESSION]	90
Child concession rate 10 weeks – 1 lesson per week	[SWIM SCHOOL – CONCESSION]	90
Child concession rate 10 weeks – 1 lesson per week	[SWIM SCHOOL – CONCESSION]	90
Child concession rate/per lesson	[HOLIDAY INTENSIVE PROGRAM – CONCESSION]	90
Child Cost per lesson – 1 lesson per week	[SWIM SCHOOL]	89
Child Cost per lesson – 1 lesson per week	[SWIM SCHOOL PROGRAMS]	98
Child Entry (ages 4 and under) – Free	[EPPING AQUATIC CENTRE AND MACARTHUR GIRLS HIGH SCHOOL.]	86
Child Entry (ages 5 and under) – Free	[AQUATIC FACILITIES]	92

continued on next page ...

Page 179 of 217

Fee Name	Parent Name	Page
<b>C</b> [continued]		
Child Entry (ages 5 to 17 inclusive)	[EPPING AQUATIC CENTRE AND MACARTHUR GIRLS HIGH SCHOOL.]	86
Child Entry (ages 6 to 17 inclusive)	[AQUATIC FACILITIES]	92
Child Membership – 3 months & concession 3 months	[MEMBERSHIPS]	89
Child Membership – 6 months + Concession 6 month membership	[MEMBERSHIPS]	89
Child per lesson (non-Parramatta LGA) Epping Aquatic Centre ONLY	[LEARN TO SWIM]	91
Child per lesson (Parramatta LGA) Epping Aquatic Centre ONLY	[LEARN TO SWIM]	91
Child Swim Membership. Weekly cost debited fortnightly.	[MEMBERSHIPS: SWIM MEMBERSHIP]	96
Child/Pensioners 20 Visit Pass	[MULTI VISIT PASSES]	88
Child/per lesson	[HOLIDAY INTENSIVE PROGRAM]	90
City of Parramatta Council Staff Membership	[CORPORATE MEMBERSHIPS]	98
Civic Gallery – (Commercial)	[WEEKEND/PUBLIC HOLIDAY RATES (HOURLY) (9AM TO 5PM)]	165
Civic Gallery – (Commercial)	[WEEKEND/PUBLIC HOLIDAY (DAILY RATE) (9AM TO 5PM)]	166
Civic Gallery – (Community)	[WEEKEND/PUBLIC HOLIDAY RATES (HOURLY) (9AM TO 5PM)]	165
Civic Gallery – (Community)	[WEEKEND/PUBLIC HOLIDAY (DAILY RATE) (9AM TO 5PM)]	166
Civic Gallery – (Unfunded Not for Profit)	[WEEKEND/PUBLIC HOLIDAY RATES (HOURLY) (9AM TO 5PM)]	165
Civic Gallery – (Unfunded Not for Profit)	[WEEKEND/PUBLIC HOLIDAY (DAILY RATE) (9AM TO 5PM)]	166
Civic Gallery and foyer – (Commercial)	[WEEKDAY (DAILY RATE) (MONDAY – THURSDAY 9AM TO 8PM) (FRIDAY 9AM - 5PM) ]	163
Civic Gallery and foyer – (Commercial) - Minimum hire of 4 hours	[WEEKDAY RATES (HOURLY) (MONDAY – THURSDAY 9AM - 8PM) (FRIDAY 9AM - 5PM) ]	161
Civic Gallery and foyer – (Community)	[WEEKDAY (DAILY RATE) (MONDAY – THURSDAY 9AM TO 8PM) (FRIDAY 9AM - 5PM) ]	163
Civic Gallery and foyer – (Community) - Minimum hire of 4 hours	[WEEKDAY RATES (HOURLY) (MONDAY – THURSDAY 9AM - 8PM) (FRIDAY 9AM - 5PM) ]	161
Civic Gallery and foyer – (Unfunded Not for Profit)	[WEEKDAY (DAILY RATE) (MONDAY – THURSDAY 9AM TO 8PM) (FRIDAY 9AM - 5PM) ]	163
Civic Gallery and foyer – (Unfunded Not for Profit) - Minimum of 4 hours hire	[WEEKDAY RATES (HOURLY) (MONDAY – THURSDAY 9AM - 8PM) (FRIDAY 9AM - 5PM) ]	161
Civic Reception - (Commercial)	[WEEKEND/PUBLIC HOLIDAY RATES (HOURLY) (9AM TO 5PM)]	163
Civic Reception - (Commercial)	[WEEKDAY (DAILY RATE) (MONDAY – THURSDAY 9AM TO 8PM) (FRIDAY 9AM - 5PM) ]	162
Civic Reception - (Commercial)	[WEEKDAY RATES (HOURLY) (MONDAY – THURSDAY 9AM - 8PM) (FRIDAY 9AM - 5PM) ]	159
Civic Reception - (Commercial)	[WEEKEND/PUBLIC HOLIDAY (DAILY RATE) (9AM TO 5PM)]	165
Civic Reception - (Community)	[WEEKDAY RATES (HOURLY) (MONDAY – THURSDAY 9AM - 8PM) (FRIDAY 9AM - 5PM) ]	159
Civic Reception - (Community)	[WEEKDAY (DAILY RATE) (MONDAY – THURSDAY 9AM TO 8PM) (FRIDAY 9AM - 5PM) ]	162
Civic Reception - (Community)	[WEEKEND/PUBLIC HOLIDAY (DAILY RATE) (9AM TO 5PM)]	165
Civic Reception - (Community)	[WEEKEND/PUBLIC HOLIDAY RATES (HOURLY) (9AM TO 5PM)]	163
Civic Reception - (Unfunded Not for Profit)	[WEEKEND/PUBLIC HOLIDAY RATES (HOURLY) (9AM TO 5PM)]	163
Civic Reception - (Unfunded Not for Profit)	[WEEKDAY RATES (HOURLY) (MONDAY – THURSDAY 9AM - 8PM) (FRIDAY 9AM - 5PM) ]	159
Civic Reception - (Unfunded Not for Profit)	[WEEKEND/PUBLIC HOLIDAY (DAILY RATE) (9AM TO 5PM)]	165
Civic Reception (Unfunded Not for Profit)	[WEEKDAY (DAILY RATE) (MONDAY – THURSDAY 9AM TO 8PM) (FRIDAY 9AM - 5PM) ]	162
Class 1 and Class 10 structures for works valued \$25,000 to \$1,000,000	[DEVELOPMENT SITES BONDS AND BANK GUARANTEES]	39
Class 1 Buildings (exceeding 150m2)	[(1) FOR THE PURPOSES OF SECTION 149B (2) OF THE ACT, THE FEE FOR AN APPLICATION FOR A BUILDING CERTIFICATE IN RELATION TO A BUILDING IS]	20
Class 1 Buildings (not exceeding 150m2)	[(1) FOR THE PURPOSES OF SECTION 149B (2) OF THE ACT, THE FEE FOR AN APPLICATION FOR A BUILDING CERTIFICATE IN RELATION TO A BUILDING IS]	20
Class 1 or 10 buildings	[MODIFICATION OF CONSTRUCTION CERTIFICATE]	36
Class 1 Residential dwelling (single) alterations and additions & Class 10 Buildings 50% of above fees	[INFRASTRUCTURE AND RESTORATION ADMINISTRATION FEE]	69
Class 10 Buildings	[(1) FOR THE PURPOSES OF SECTION 149B (2) OF THE ACT, THE FEE FOR AN APPLICATION FOR A BUILDING CERTIFICATE IN RELATION TO A BUILDING IS]	21
Class 2 to 9 buildings greater than 25% change to development	[MODIFICATION OF CONSTRUCTION CERTIFICATE]	36

continued on next page ...

Page 180 of 217



Fee Name	Parent Name	Page
<b>C</b> [continued]		
Class 2 to 9 buildings less than 25% change to development	[MODIFICATION OF CONSTRUCTION CERTIFICATE]	36
Class 2-9 Buildings (200-2,000m2)	[(1) FOR THE PURPOSES OF SECTION 149B (2) OF THE ACT, THE FEE FOR AN APPLICATION FOR A BUILDING CERTIFICATE IN RELATION TO A BUILDING IS]	21
Class 2-9 Buildings (greater than 2,000m2)	[(1) FOR THE PURPOSES OF SECTION 149B (2) OF THE ACT, THE FEE FOR AN APPLICATION FOR A BUILDING CERTIFICATE IN RELATION TO A BUILDING IS]	21
Class 2-9 Buildings (not exceeding 200m2)	[(1) FOR THE PURPOSES OF SECTION 149B (2) OF THE ACT, THE FEE FOR AN APPLICATION FOR A BUILDING CERTIFICATE IN RELATION TO A BUILDING IS]	21
Cleaning Attendant (Weekdays)	[COMMUNITY HUBS]	152
Cleaning Attendant (Weekends/Public Holidays)	[COMMUNITY HUBS]	152
Cleaning Fee	[SWIMMING CARNIVAL]	87
Cleaning Fee	[SWIMMING CARNIVAL – OTHER CHARGES]	99
Cleaning Fee (minimum 3 hours)	[COMMUNITY HUBS]	153
Cleansing Labour and Plant hire (service provided to internal Council customers) - minimum hire 4 hours	[CLEANSING]	135
Clean-up Notice / Prevention Notice / Administration Fee	[8. ENVIRONMENTAL / PROTECTION OF THE ENVIRONMENT OPERATIONS ACT]	126
Coloured Photocopies (A3) per copy	[PHYSICAL DOCUMENTATION SUPPLIED UNDER ACCESS TO INFORMATION (FORMAL AND INFORMAL GIPA)]	61
Coloured Photocopies (A3) per Copy	[DOCUMENT PREPARATION FOR COURT]	59
Coloured Photocopies (A4) per copy	[DOCUMENT PREPARATION FOR COURT]	59
Coloured Photocopies (A4) per copy	[PHYSICAL DOCUMENTATION SUPPLIED UNDER ACCESS TO INFORMATION (FORMAL AND INFORMAL GIPA)]	61
Commercial & Industrial Code	[5. SKYLIGHTS AND ROOF WINDOWS]	30
Commercial & Others	[MAIL OUTS WITH RATE NOTICES]	62
Commercial Rate per hour per field	[SYNTHETIC SPORTSFIELDS]	111
Commercial trading, per hire, per occasion	[PARRAMATTA SQUARE (PSQ)]	47
Commercial trading, per hire, per occasion	[LGA-WIDE (EXCLUDING CENTENARY SQUARE AND PARRAMATTA SQUARE)]	47
Commercial trading, per hire, per occasion	[CENTENARY SQUARE (CSQ)]	47
Commercials	[FLOOD LEVELS AND STORMWATER SYSTEM/DATA SEARCH]	84
Community	[MAIL OUTS WITH RATE NOTICES]	62
Community Care Event Attendance	[COMMUNITY CARE EVENTS]	151
Community Care Fees for National Disability Insurance Scheme	[COMMUNITY CARE FEES FOR NATIONAL DISABILITY INSURANCE SCHEME]	151
Community Tour Fees - 1 Hour	[PROGRAM, WORKSHOP, EXHIBITIONS, TOURS AND EVENT FEES]	166
Community Tour Fees - 2 Hours	[PROGRAM, WORKSHOP, EXHIBITIONS, TOURS AND EVENT FEES]	166
Compensation	[ROAD CLOSURES – ADMINISTRATION FEE FOR THE PROCESSING OF ROAD CLOSURE APPLICATIONS]	19
Compliance Cost Notice under the Environmental Planning and Assessment Act – For cost and expenses relating to the preparation or service of a notice of intention to issue an order	[APPLICATION FEE RELATING TO EASEMENTS]	13
Compliance Cost Notice under the Environmental Planning and Assessment Act – For costs and expenses relating to an investigation that leads to the issuing of an Order	[EP&A ACT COMPLIANCE COST NOTICE FEES]	117
Compliance Cost Notice under the Environmental Planning and Assessment Act – For costs and expenses relating to an investigation that leads to the issuing of an Order	[EP&A ACT COMPLIANCE COST NOTICE FEES]	117
Compliance Cost Notice under the Environmental Planning and Assessment Act – For costs and expenses relating to an investigation that leads to the issuing of an Order – Severe Breach	[EP&A ACT COMPLIANCE COST NOTICE FEES]	118
Complying Development Certificate only	[GRANNY FLATS]	26
Complying Development Certificate only	[NEW SINGLE DWELLING HOUSES]	26
Complying Development Certificate only	[NEW TWO STOREY DWELLING HOUSES]	26
Complying Development Certificate only	[ALTERATIONS AND ADDITIONS TO EXISTING SINGLE STOREY AND TWO STOREY DWELLING HOUSES (INCLUDES INTERNAL ALTERATIONS)]	27
Complying Development Certificate only	[1. DEMOLITION OR REMOVAL OF DWELLING HOUSES OR ANCILLARY DEVELOPMENT (CLASS 10 STRUCTURES EXCLUDING SWIMMING POOLS)]	27
Complying Development Certificate only	[2. SWIMMING POOLS]	27
Complying Development Certificate only	[3. SHEDS & GARAGES]	28
Complying Development Certificate only	[4. MINOR STRUCTURES (DECKS, CARPORTS, RETAINING WALLS)]	28
Concession 20 ticket – Student	[AQUAEROBICS]	88

continued on next page ...

Page 181 of 217

Fee Name	Parent Name	Page
<b>C</b> [continued]		
Concession 20 Visit Pass	[WELLNESS / FITNESS FACILITIES]	94
Concession 3 Month Swim Membership. Total cost.	[MEMBERSHIPS: SWIM MEMBERSHIP]	96
Concession 5 ticket – Student	[AQUA AEROBICS]	88
Concession 6 Month Swim Membership. Total cost.	[MEMBERSHIPS: SWIM MEMBERSHIP]	96
Concession Casual – Student	[AQUA AEROBICS]	88
Concession Cost per lesson.	[SWIM SCHOOL PROGRAMS]	98
Concession Entry	[AQUATIC FACILITIES]	92
Concession Entry (holders of a Pensioner Commonwealth Seniors Health Card issued by Centre link or a Pensioner Concession Card issued by Department of Veterans' Affairs, Student card (school, TAFE, University or other formal educational provider))	[EPPING AQUATIC CENTRE AND MACARTHUR GIRLS HIGH SCHOOL.]	86
Concession Entry (includes pool access)	[WELLNESS / FITNESS FACILITIES]	94
Concession Fitness Only Membership. Weekly cost charged fortnightly.	[MEMBERSHIPS: FITNESS ONLY MEMBERSHIP]	97
Concession Full Membership weekly cost debited fortnightly	[FULL MEMBERSHIP]	96
Concession Off-Peak Membership (10:00am – 3:00pm only) weekly cost debited fortnightly	[FULL MEMBERSHIP]	96
Concession Swim Membership. Weekly cost debited fortnightly.	[MEMBERSHIPS: SWIM MEMBERSHIP]	96
Concession: Sauna/Steam/Spa (Includes pool entry)	[SAUNA/SPA/STEAM]	93
Concession: Sauna/Steam/Spa 10 Visit Pass (Includes pool entry)	[SAUNA/SPA/STEAM]	93
Concession: Sauna/Steam/Spa 20 Visit Pass (Includes pool entry)	[SAUNA/SPA/STEAM]	94
Concierge (Supervisor) (Weekdays)	[COMMUNITY HUBS]	152
Concierge (Supervisor) (Weekends/Public Holidays)	[COMMUNITY HUBS]	152
Concierge (Weekdays)	[COMMUNITY HUBS]	152
Concierge (Weekends/Public Holidays)	[COMMUNITY HUBS]	152
Concrete/Asphalt Plant Opening Fee for Nightworks (For each night of opening)	[DISCRETIONARY DISCOUNT FOR LARGE AREAS]	143
Construction Certificate Only	[WHERE ESTIMATED COST OF CONSTRUCTION IS]	35
Consumables – rate on application	[CHARGES NOT INCLUDED IN HIRE RATES]	134
Containing a regulated system (cooling tower/warm water system)	[IMPROVEMENT NOTICES AND PROHIBITION ORDERS UNDER PUBLIC HEALTH REGULATION 2012]	124
Cool Room - Maxi	[FEES FOR HIRE OR USE OF FACILITIES]	42
Cool Room - Mini	[FEES FOR HIRE OR USE OF FACILITIES]	42
Cool Room - Shared	[FEES FOR HIRE OR USE OF FACILITIES]	42
Cool Room: Medium	[FEES FOR HIRE OR USE OF FACILITIES]	43
Copies of Rate Notices or Instalment Notices – each	[COPY OF RATE NOTICE/INSTALMENT NOTICE]	58
Copy of Building Certificate – EP&A REG CL. 261	[(1) FOR THE PURPOSES OF SECTION 149B (2) OF THE ACT, THE FEE FOR AN APPLICATION FOR A BUILDING CERTIFICATE IN RELATION TO A BUILDING IS]	21
Copy of certificate	[UNAUTHORISED BUILDING INFORMATION CERTIFICATES]	22
Copy of Sec 603 certificate – per certificate	[RATE INFORMATION CERTIFICATION – STATUTORY – SECTION 603 LGA]	62
Corporate Membership	[CORPORATE MEMBERSHIPS]	98
Corporate Rate 100+ daily parkers	[PARRAMATTA STATION CAR PARK TARIFFS]	18
Corporate Rate 100+ daily parkers	[JUSTICE PRECINCT CAR PARK TARIFFS]	17
Corporate Rate 200+ daily parkers	[PARRAMATTA STATION CAR PARK TARIFFS]	18
Corporate Rate 200+ daily parkers	[JUSTICE PRECINCT CAR PARK TARIFFS]	17
Corporate Tour Fees - 1 Hour	[PROGRAM, WORKSHOP, EXHIBITIONS, TOURS AND EVENT FEES]	166
Corporate Tour Fees - 2 Hours	[PROGRAM, WORKSHOP, EXHIBITIONS, TOURS AND EVENT FEES]	166
Cost of works is greater than \$100,000,000 and less than \$150,000,000	[FEE FOR APPOINTMENT OF EXTERNAL CONSULTANTS RELATING TO QUANTITY SURVEY REPORTS]	64
Cost of works is greater than \$200,000,000	[FEE FOR APPOINTMENT OF EXTERNAL CONSULTANTS RELATING TO QUANTITY SURVEY REPORTS]	64
Cost of works is greater than \$25,000,000 and less than \$50,000,000	[FEE FOR APPOINTMENT OF EXTERNAL CONSULTANTS RELATING TO QUANTITY SURVEY REPORTS]	64
Cost of Works is greater than \$50,000,000 and less than \$100,000,000	[FEE FOR APPOINTMENT OF EXTERNAL CONSULTANTS RELATING TO QUANTITY SURVEY REPORTS]	64
Cost Recovery Notice Fee	[8. ENVIRONMENTAL / PROTECTION OF THE ENVIRONMENT OPERATIONS ACT]	126
Council reserve and/or street tree inspections	[COUNCIL RESERVE & STREET TREE BONDS]	84
Courier Fees	[COURIER FEES]	58

continued on next page ...

Page 182 of 217

Fee Name	Parent Name	Page
<b>C</b> [continued]		
Courier fees will be charged per subpoena to recover actual costs	[COURIER & REGISTERED POST FEES]	58
Creche 10 visit pass (1.5 hours per visit)	[GURANG NGURANG CRECHE SERVICE]	102
Creche 20 visit pass (1.5 hours per visit)	[GURANG NGURANG CRECHE SERVICE]	102
<b>D</b>		
D Grade	[FULL DAY – FULL SIZED FIELD – PER FIELD]	110
D Grade	[HALF DAY OR EVENING – FULL SIZED FIELD – PER FIELD]	110
D Grade	[FULL DAY – HALF SIZED FIELD – PER FIELD]	110
D Grade	[HALF DAY OR EVENING – HALF SIZED (JUNIOR) FIELD – PER FIELD]	110
Daily Boarding Charge – Cat	[COMPANION ANIMALS – SEIZURE & RELEASE FEES FROM COUNCIL]	119
Daily Boarding Charge – Dog over 20kg	[COMPANION ANIMALS – IMPOUNDING & RELEASE FEES FROM APPROVED PREMISES – VETS, ETC.]	119
Daily Boarding Charge – Dog over 20kg	[COMPANION ANIMALS – SEIZURE & RELEASE FEES FROM COUNCIL]	119
Daily Boarding Charge – Dog up to 20kg	[COMPANION ANIMALS – IMPOUNDING & RELEASE FEES FROM APPROVED PREMISES – VETS, ETC.]	119
Daily Boarding Charge – Dog up to 20kg	[COMPANION ANIMALS – SEIZURE & RELEASE FEES FROM COUNCIL]	119
Daily maximum fee up to 24 hours only	[CAR PARK (FOR FACILITY USERS ONLY – TICKETS MUST BE VALIDATED)]	103
Daily Storage Charge	[ABANDONED VEHICLES]	115
Daily Sustenance fee (per head)	[HORSES AND CATTLE]	118
Daily Sustenance fee (per head)	[SHEEP]	118
Damage deposit/bond	[TEMPORARY ACCESS VIA PARK]	85
Damage deposit/bond - Non Resident/Commercial/Corporate	[TEMPORARY ACCESS VIA PARK]	85
Damaged/Lost Items except magazines	[PHOTOCOPYING AND PRINTING]	169
Damaged/Lost Items magazines	[PHOTOCOPYING AND PRINTING]	169
Day Rate Weekday	[COMMERCIAL/ PRIVATE USERS]	157
Day Rate Weekday	[COMMUNITY/ NOT FOR PROFIT/ CHARITY]	157
Day Rate Weekend/ Public Holiday	[COMMERCIAL/ PRIVATE USERS]	157
Day Rate Weekend/ Public Holiday	[COMMUNITY/ NOT FOR PROFIT/ CHARITY]	157
DCP Notification Fee (site specific)	[NOTIFICATION FEES]	53
Demolition Inspections	[ADDITIONAL INSPECTION FEE AS FOLLOWS]	35
Deposit	[CHARGES NOT INCLUDED IN HIRE RATES]	134
Design Competitions Fee	[DESIGN COMPETITIONS]	40
Detailed design review fee (inc. public domain, civil, structural, stormwater/drainage, easements and other land instruments). Charged for each set of documents / drawings (including each set of reissued documents)	[POST-EXECUTION]	55
Determination of Responsible Utility/Authority by Trial Hole and recording of data	[RESTORATIONS]	144
Deterrent Fee (1-30 head)	[SHEEP]	118
Deterrent Fee (per head)	[HORSES AND CATTLE]	118
Development – Duplex +	[FLOOD LEVELS AND STORMWATER SYSTEM/DATA SEARCH]	84
Development Certificate has been issued by another authority)	[4. MINOR STRUCTURES (DECKS, CARPORTS, RETAINING WALLS)]	28
Development involving the erection of a dwelling-house with an estimated construction cost of \$100,000 or less – EP&A Reg Schedule 4 part 2 itm 2.3	[DEVELOPMENT INVOLVING THE ERECTION OF A DWELLING-HOUSE WITH AN ESTIMATED CONSTRUCTION COST OF \$100,000 OR LESS – EP&A REG SCHEDULE 4 PART 2 ITEM 2.3]	67
Direct Debit Dishonour Fee	[EUA ADMINISTRATION FEE]	59
Direct Debit Dishonour Fees (Meals on Wheels exempt)	[DISHONOUR DIRECT DEBIT]	60
Disbursements	[COUNCIL PROPERTY – ROCK ANCHOR PLACEMENT]	13
Disbursements	[DIVESTMENT OF PROPERTY INTERESTS – COUNCIL LAND]	13
Discovery Space - (Commercial)	[WEEKEND/PUBLIC HOLIDAY (DAILY RATE) (9AM TO 5PM)]	165
Discovery Space - (Commercial)	[WEEKDAY (DAILY RATE) (MONDAY – THURSDAY 9AM TO 8PM) (FRIDAY 9AM - 5PM) ]	162
Discovery Space - (Community)	[WEEKDAY (DAILY RATE) (MONDAY – THURSDAY 9AM TO 8PM) (FRIDAY 9AM - 5PM) ]	162
Discovery Space - (Community)	[WEEKEND/PUBLIC HOLIDAY (DAILY RATE) (9AM TO 5PM)]	165
Discovery Space - (Unfunded Not for Profit)	[WEEKDAY (DAILY RATE) (MONDAY – THURSDAY 9AM TO 8PM) (FRIDAY 9AM - 5PM) ]	162

continued on next page ...

Page 183 of 217



Fee Name	Parent Name	Page
<b>D [continued]</b>		
Discretionary Discount for Large Areas – > 100 sq. mtrs = 30%	[DISCRETIONARY DISCOUNT FOR LARGE AREAS]	143
Discretionary Discount for Large Areas – 21 – 40 sq. mtrs = 5%	[DISCRETIONARY DISCOUNT FOR LARGE AREAS]	142
Discretionary Discount for Large Areas – 41 – 60 sq. mtrs = 10%	[DISCRETIONARY DISCOUNT FOR LARGE AREAS]	142
Discretionary Discount for Large Areas – 61 – 100 sq. mtrs = 20%	[DISCRETIONARY DISCOUNT FOR LARGE AREAS]	143
Dishonoured Cheque Fee – per cheque	[DISHONoured CHEQUES]	58
Dishonoured Credit Card Fee	[DISHONoured DIRECT DEBIT]	60
Dishonoured Direct Debit or electronic funds transfer Fee (Council Administration Fee)	[DISHONoured DIRECT DEBIT]	60
Display Plinths/Easels (per unit)	[COMMUNITY HUBS]	153
Document Preparation Fee	[SPACE MANAGEMENT]	20
Documents prepared by external lawyers	[LEGAL SERVICES]	60
Double Standard site (6 metres x 6 metres)	[CENTENARY SQUARE (CSQ)]	48
Double Standard site (6 metres x 6 metres)	[LGA-WIDE (EXCLUDING CENTENARY SQUARE AND PARRAMATTA SQUARE)]	48
Double Standard Site (6 metres x 6 metres)	[PARRAMATTA SQUARE (PSQ)]	48
Driver's allowance (at head/km)	[SHEEP]	118
Driver's allowance (per head/km)	[HORSES AND CATTLE]	118
Dual occupancy	[DEVELOPMENT APPLICATION PRE-LODGEment CONSULTATION]	67
Dwelling house, alterations and additions to domestic dwelling and change of use for retail, commercial and industrial	[DEVELOPMENT APPLICATION PRE-LODGEment CONSULTATION]	67
<b>E</b>		
Each additional animal	[HORSES AND CATTLE]	118
Each additional child on the 3 month family membership	[MEMBERSHIPS]	89
Each additional child on the 3 month family membership	[FAMILY MEMBERSHIP (UP TO NOMINATED 2 ADULTS AND 2 CHILDREN OR 1 ADULT AND 3 CHILDREN)]	98
Each additional child on the 6 month family membership	[MEMBERSHIPS]	89
Each additional child on the 6 month family membership	[FAMILY MEMBERSHIP (UP TO NOMINATED 2 ADULTS AND 2 CHILDREN OR 1 ADULT AND 3 CHILDREN)]	97
Each additional crossing	[RESIDENTIAL (STANDARD)]	138
Each additional crossing	[FLATS/COMMERCIAL/INDUSTRIAL (HEAVY DUTY)]	139
Each additional inspection if more than one is required before issue of Certificate (Class 1 & 10 buildings)	[UNAUTHORISED BUILDING INFORMATION CERTIFICATES]	22
Each additional inspection if more than one is required before issue of Certificate (Class 2 to 9 buildings)	[UNAUTHORISED BUILDING INFORMATION CERTIFICATES]	22
Each additional site inspection (each)	[FLATS/COMMERCIAL/INDUSTRIAL (HEAVY DUTY)]	139
Each additional tree	[APPLICATION FOR A PERMIT TO REMOVE/PRUNE A TREE/S]	63
Each Additional Unit	[COOLING TOWERS AND WARM WATER SYSTEMS]	123
Each re-inspection (per hour + 1/2 hour or part thereof < 1 hour)	[COOLING TOWERS AND WARM WATER SYSTEMS]	123
Eat Street - administration fee for umbrella submetering	[ALFRESCO DINING FEE]	14
Eat Street - electricity costs to umbrella submetering	[ALFRESCO DINING FEE]	14
Eat Street per sq metre per annum	[ALFRESCO DINING FEE]	14
Economic Development Program (High Cost)	[ECONOMIC DEVELOPMENT FEES]	41
Economic Development Program (Low Cost)	[ECONOMIC DEVELOPMENT FEES]	41
Economic Development Program (Medium Cost)	[ECONOMIC DEVELOPMENT FEES]	41
Electric Power – Extra outlet (per 10 amp or 15 amp point)	[FEES FOR HIRE OR USE OF FACILITIES]	43
Electric Power (3 phase)	[FEES FOR HIRE OR USE OF FACILITIES]	43
Electronic copy of of any Local Environmental Planning Instruments and Maps, Development Control Plans, Contribution Plans or any other City Strategy Plan or Policy	[SALE OF PLANS & POLICIES – LG ACT SECTION 608 (2)]	52
Enforcement of planning agreement	[POST-EXECUTION]	56
Entry to and use of Leisure area – School Hours Only – per entry	[SCHOOL FUN DAYS]	87

continued on next page ...

Page 184 of 217

Fee Name	Parent Name	Page
<b>E [continued]</b>		
Entry to and use of Waterslide – School Hours Only – per entry	[SCHOOL FUN DAYS EPPING AQUATIC CENTRE ONLY]	88
Environmental Compliance Inspection Fee	[8. ENVIRONMENTAL / PROTECTION OF THE ENVIRONMENT OPERATIONS ACT]	125
Epping (main shopping centre) per sq metre per annum	[ALFRESCO DINING FEE]	14
Establishment Fee	[ASPHALT CONCRETE ON CEMENT CONCRETE BASE (RIGID PAVEMENT)]	140
Establishment Fee	[CEMENT CONCRETE (RIGID PAVEMENT)]	140
Establishment Fee	[BITUMEN/ASPHALT (FLEXIBLE PAVEMENT)]	140
Establishment Fee	[UNSEALED SHOULDERS/PAVEMENT]	140
Establishment Fee	[BRICK PAVERS (OR SIMILAR)]	140
Establishment Fee	[CONCRETE]	141
Establishment Fee	[BITUMEN/ASPHALT]	141
Establishment Fee	[BITUMEN/ASPHALT ON CONCRETE BASE]	141
Establishment Fee	[130MM CONCRETE RESIDENTIAL FOOTPATH CROSSING (DRIVEWAY)]	141
Establishment Fee	[200MM CONCRETE INDUSTRIAL FOOTPATH CROSSING (DRIVEWAY)]	141
Establishment Fee	[FORMED OR GRASSED AREA (NATURE STRIP)]	141
Establishment Fee	[CONCRETE – INCLUDING LAYBACK]	142
Establishment Fee	[KERB ONLY]	142
Establishment Fee	[GUTTER ONLY]	142
Establishment Fee	[((IV) KERB RAMPS]	142
Establishment Fee	[FEES WITH RESPECT TO ROADS AND DRAINAGE RELATED WORKS IN THE PUBLIC WAY ASSOCIATED WITH DEVELOPMENT]	138
Estimated cost of works \$0 – \$100,000	[INFRASTRUCTURE AND RESTORATION ADMINISTRATION FEE]	69
Estimated cost of works \$1,000,001 – \$5000,000	[INFRASTRUCTURE AND RESTORATION ADMINISTRATION FEE]	69
Estimated cost of works \$10,000,001 and above	[INFRASTRUCTURE AND RESTORATION ADMINISTRATION FEE]	69
Estimated cost of works \$100,001 – \$500,000	[INFRASTRUCTURE AND RESTORATION ADMINISTRATION FEE]	69
Estimated cost of works \$5,000,001 – 10,000,000	[INFRASTRUCTURE AND RESTORATION ADMINISTRATION FEE]	69
Estimated cost of works \$500,001 – \$1,000,000	[INFRASTRUCTURE AND RESTORATION ADMINISTRATION FEE]	69
Estimated value of works above \$50,001.00	[FEES WITH RESPECT TO ROADS AND DRAINAGE RELATED WORKS IN THE PUBLIC WAY ASSOCIATED WITH DEVELOPMENT]	138
Estimated value of works up to \$50,000.00	[FEES WITH RESPECT TO ROADS AND DRAINAGE RELATED WORKS IN THE PUBLIC WAY ASSOCIATED WITH DEVELOPMENT]	138
Estimated values of works \$100k – \$1m	[SUBMISSION OF AMENDED PLANS – PRIOR TO DETERMINATION OF DA]	75
Estimated values of works > \$10m	[SUBMISSION OF AMENDED PLANS – PRIOR TO DETERMINATION OF DA]	75
Estimated values of works > \$1m to \$5m	[SUBMISSION OF AMENDED PLANS – PRIOR TO DETERMINATION OF DA]	75
Estimated values of works > \$5m to \$10m	[SUBMISSION OF AMENDED PLANS – PRIOR TO DETERMINATION OF DA]	75
EUA Amendment Fee	[EUA ADMINISTRATION FEE]	59
EUA Application Processing Fee	[ENVIRONMENTAL UPGRADE AGREEMENTS (EUA)]	59
Exceeding 2,000 square metres	[FLOOR AREA OF BUILDING OR PART]	25
Existing Council reserve and street tree refundable security bonds	[COUNCIL RESERVE & STREET TREE BONDS]	84
Expert Witness Fee	[EXPERT WITNESS FEE]	59
Extra charge for after hours access	[COMPANION ANIMALS IMPOUNDING FEES – PREFERRED VET]	119
Extra charge for after hours access	[COMPANION ANIMALS IMPOUNDING FEES – (BLACKTOWN POUND)]	119
Extra Chilled/Frozen Dessert	[INDIVIDUAL – FULL AND PART-PENSIONER DISCOUNTED FEE]	148
Extra Chilled/Frozen Dessert	[INDIVIDUAL – COMMONWEALTH SENIORS AND LOW INCOME HEALTH CARD HOLDERS DISCOUNTED FEE]	148
Extra Chilled/Frozen Dessert	[INDIVIDUAL – FULL FEE RATE]	148
Extra Frozen main Meal	[INDIVIDUAL – FULL AND PART-PENSIONER DISCOUNTED FEE]	148
Extra Frozen main Meal	[INDIVIDUAL – COMMONWEALTH SENIORS AND LOW INCOME HEALTH CARD HOLDERS DISCOUNTED FEE]	148
Extra Frozen Main Meal	[INDIVIDUAL – FULL FEE RATE]	148
Extra Juice	[INDIVIDUAL – FULL AND PART-PENSIONER DISCOUNTED FEE]	148
Extra Juice	[INDIVIDUAL – COMMONWEALTH SENIORS AND LOW INCOME HEALTH CARD HOLDERS DISCOUNTED FEE]	148
Extra Juice	[INDIVIDUAL – FULL FEE RATE]	149
Extra Soup	[INDIVIDUAL – FULL AND PART-PENSIONER DISCOUNTED FEE]	148
Extra Soup	[INDIVIDUAL – COMMONWEALTH SENIORS AND LOW INCOME HEALTH CARD HOLDERS DISCOUNTED FEE]	148
Extra Soup	[INDIVIDUAL – FULL FEE RATE]	148

Fee Name	Parent Name	Page
<b>F</b>		
Failure to Lodge Application	[FAILURE TO LODGE APPLICATION]	143
Family 3 months membership	[MEMBERSHIPS]	89
Family 3 Months Swim Membership	[FAMILY MEMBERSHIP (UP TO NOMINATED 2 ADULTS AND 2 CHILDREN OR 1 ADULT AND 3 CHILDREN)]	97
Family 6 months membership	[MEMBERSHIPS]	89
Family 6 months Swim Membership. Total Cost.	[FAMILY MEMBERSHIP (UP TO NOMINATED 2 ADULTS AND 2 CHILDREN OR 1 ADULT AND 3 CHILDREN)]	97
Family B1 (2 adults + 3 children)	[AQUATIC FACILITIES]	92
Family B1 (2 adults + 3 children/1 adult + 4 children)	[EPPING AQUATIC CENTRE AND MACARTHUR GIRLS HIGH SCHOOL.]	86
Epping Aquatic Only	[AQUATIC FACILITIES]	92
Family B2 (2 adults + 5 or 6 children)	[EPPING AQUATIC CENTRE AND MACARTHUR GIRLS HIGH SCHOOL.]	86
Family B2 (2 adults + 5 or 6 children) Epping Aquatic Only	[AQUATIC FACILITIES]	92
Family C (8 + people)	[EPPING AQUATIC CENTRE AND MACARTHUR GIRLS HIGH SCHOOL.]	86
Family C (8 + people) Epping Aquatic Only	[AQUATIC FACILITIES]	92
Family Entry (2 adults and 2 children)	[EPPING AQUATIC CENTRE AND MACARTHUR GIRLS HIGH SCHOOL.]	86
Family Entry (up to 2 adults and 2 children or 1 adult and 3 children) Epping Aquatic Only	[AQUATIC FACILITIES]	92
Family Entry A1 (1 adult and 3 children)	[AQUATIC FACILITIES]	92
Family Entry A2 (1 adult and 4 children)	[MEMBERSHIPS]	89
Family Membership (up to nominated 2 adults and 2 children or 1 adult and 3 children)	[OTHER APPROVALS - LG ACT SECTION 68, PART B - WATER SUPPLY, SEWERAGE AND STORMWATER DRAINAGE WORK]	74
Fee – Install a manufactured home, moveable dwelling or associated structure on land	[PRESENTED CHEQUE SEARCH]	61
Fee charged by bank to be added to search fee	[UNAUTHORISED BUILDING INFORMATION CERTIFICATES]	21
Fee for a Certificate for Unauthorised Work to a Class 1 and Class 10 Building (Exceeding 150m2)	[UNAUTHORISED BUILDING INFORMATION CERTIFICATES]	21
Fee for a Certificate for Unauthorised Work to a Class 1 and Class 10 Building (not exceeding 150m2)	[UNAUTHORISED BUILDING INFORMATION CERTIFICATES]	22
Fee for a Certificate for Unauthorised Work to a Class 2-9 Building (200-2,000m2)	[UNAUTHORISED BUILDING INFORMATION CERTIFICATES]	22
Fee for a Certificate for Unauthorised Work to a Class 2-9 Building (greater than 2,000m2)	[UNAUTHORISED BUILDING INFORMATION CERTIFICATES]	21
Fee for a Certificate for Unauthorised Work to a Class 2-9 Building (not exceeding 200m2)	[ABANDONED VEHICLES]	115
Fee for administration of refunding proceeds of sale of impounded vehicle	[(A) LIGHT VEHICLES]	114
Fee for administration, advertising, seizure, taking charges, towing costs and release fee – maximum	[(B) HEAVY VEHICLES]	114
Fee for administration, advertising, seizure, taking charges, towing costs and release fee – maximum	[CONSULTANCY FEES]	63
Fee for appointment of external consultants for development applications	[CONSULTANCY FEES]	64
Fee for appointment of external consultants for Environmentally Sustainable Design – commercial	[CONSULTANCY FEES]	64
Fee for appointment of external consultants for Environmentally Sustainable Design – residential	[CONSULTANCY FEES]	64
Fee for appointment of external consultants relating to wind testing reports	[MONITORING COMPLIANCE OF RESTRICTED PREMISES INCLUDING BROTHELS MASSAGE PARLOURS AND OTHER REGULATED OR SIMILAR PREMISES]	127
Fee for Council staff to undertake monitoring – Minimum fee 1st hour	[REGISTRATION OF PRIVATELY ISSUED CERTIFICATES – EP&A REG CL. 263 (2)]	39
Fee per certificate for the lodgement of a Complying Development Certificate, Construction Certificate, Occupation Certificate or Subdivision Certificates	[PARRAMATTA SQUARE (PSQ)]	46
Fee per hour, Commercial	[LGA-WIDE (EXCLUDING CENTENARY SQUARE AND PARRAMATTA SQUARE)]	47
Fee per hour, Commercial	[CENTENARY SQUARE (CSQ)]	46
Fee per hour, not-for-profit, low level resourced or self-funded charities	[LGA-WIDE (EXCLUDING CENTENARY SQUARE AND PARRAMATTA SQUARE)]	47
Fee per hour, not-for-profit, low level resourced or self-funded charities	[PARRAMATTA SQUARE (PSQ)]	46
Fee per hour, not-for-profit, low level resourced or self-funded charities	[CENTENARY SQUARE (CSQ)]	46
Fees for Tree Offset Planting	[PARKS & OPEN SPACE]	84

continued on next page ...

Page 186 of 217



Fee Name	Parent Name	Page
<b>F</b> [continued]		
Filming and event usage, daily rate/per space within Eat Street Car Park	[PARKING STATIONS]	16
Filming and event usage, per space/per day within Justice Precinct Car Park	[PARKING STATIONS]	16
Filming/event usage daily rate per space in Parramatta Station car park	[PARKING STATIONS]	16
Final Handover Inspection & Review	[STORMWATER SITE INSPECTIONS & REVIEWS]	84
Fire brigade calls outs	[PENALTY RATES]	108
Fire brigade calls outs	[PENALTY RATES]	158
First Nations Cultural Tour: Adult (per person)	[PROGRAM, WORKSHOP, EXHIBITIONS, TOURS AND EVENT FEES]	166
First Nations Cultural Tour: Concession / Student Price (per person)	[PROGRAM, WORKSHOP, EXHIBITIONS, TOURS AND EVENT FEES]	167
First Nations Custodians - Education and Program Tour Fees: (20 Students up to 4 hours)	[PROGRAM, WORKSHOP, EXHIBITIONS, TOURS AND EVENT FEES]	167
First Nations Custodians - Education and Program Tour Fees: (per additional student up to 2 hours)	[PROGRAM, WORKSHOP, EXHIBITIONS, TOURS AND EVENT FEES]	167
First Nations Custodians - Education and Program Tour Fees: (per additional student up to 4 hours)	[PROGRAM, WORKSHOP, EXHIBITIONS, TOURS AND EVENT FEES]	167
First Unit	[COOLING TOWERS AND WARM WATER SYSTEMS]	123
Fitness Scan and Assessment	[PERSONAL TRAINING AND ASSESSMENTS]	94
Fixed price after the agreement or min. charge per hour (crew of two)	[DS6 – SURVEY PLANS & SEARCH]	138
Flat Screen TV - Trolley	[COMMUNITY HUBS]	152
Food packages	[ACTIVITY ROOM (DYANMILA NGURANG) AND BIRTHDAY PARTIES]	100
Footpath Areas Restoration Fee	[RESTORATIONS]	144
Footpath Crossing slab (125mm) – per metre	[RESIDENTIAL]	139
Footpath Crossing Slab (200mm R/F – F82) – per m <sup>2</sup>	[HEAVY DUTY/INDUSTRIAL]	139
Footpath Crossing strips 800mm wide x 125mm thick for footpath widths over 5m – per m <sup>2</sup>	[RESIDENTIAL]	139
Footpath slab 70mm – per m <sup>2</sup>	[WORKS ASSOCIATED WITH THE ABOVE]	139
For advertising and notification of easements	[APPLICATION FEE RELATING TO EASEMENTS]	13
For advertising and notification of permanent road closure	[ROAD CLOSURES – ADMINISTRATION FEE FOR THE PROCESSING OF ROAD CLOSURE APPLICATIONS]	20
For creation or for release of easements	[APPLICATION FEE RELATING TO EASEMENTS]	13
For projects estimated at \$250,000 or more	[SALE OF TENDER DOCUMENTS VIA TENDERLINK WEBPORTAL]	62
For the purpose of Section 87 of EP&A Act: Application Fee	[3. MODIFICATION OF COMPLYING DEVELOPMENT APPLICATION]	30
For the purposes of Section 109C (1) (c) of EP&A Act being a certificate that authorises; (i) The occupation and use of a new building, (ii) A change of building use for an existing building	[OCCUPATION CERTIFICATE – INTERIM OR FINAL]	36
For the purposes of Section 96 of EP&A Act Formal GIPA Application	[MODIFICATION OF CONSTRUCTION CERTIFICATE]	36
	[ACCESS TO RECORDS BY NATURAL PERSONS ABOUT THEIR PERSONAL AFFAIRS]	56
Free Aquatic entry for seniors and disability card holders	[EPPING AQUATIC CENTRE AND MACARTHUR GIRLS HIGH SCHOOL.]	86
Free Aquatic entry for seniors and disability card holders	[AQUATIC FACILITIES]	92
Free Christmas Parking for Christmas Eve (24 December only)	[EAT STREET CAR PARK TARIFFS]	17
Free Christmas Parking for Christmas Eve (24 December only)	[JUSTICE PRECINCT CAR PARK TARIFFS]	17
Free Christmas Parking for Christmas Eve (24 December only)	[PARKING METER TARIFFS]	15
Friday to Saturday-(First Additional Performance)	[ADDITIONAL PERFORMANCES]	131
Friday to Saturday*	[ONE PERFORMANCE ONLY]	131
Friday to Saturday*	[ONE PERFORMANCE ONLY]	132
Friday to Saturday*	[ONE PERFORMANCE ONLY]	133
Friday to Saturday*	[COURTYARD (FULL DAY)]	133
Friday to Saturday*	[COURTYARD (HALF DAY)]	134
Friday to Saturday*	[ONE PERFORMANCE ONLY]	129
Friday to Saturday*	[ONE PERFORMANCE ONLY]	130
Friday to Saturday*	[ONE PERFORMANCE ONLY]	130
Friday to Saturday*	[COURTYARD (FULL DAY)]	128
Friday to Saturday*	[COURTYARD (HALF DAY)]	129
Fri-Sat Further Additional Performances	[ADDITIONAL PERFORMANCES]	132
Fri-Sat - Further Additional Performances	[ADDITIONAL PERFORMANCES]	129

continued on next page ...

Page 187 of 217

Fee Name	Parent Name	Page
<b>F</b> [continued]		
Fri-Sat - Further Additional Performances	[ADDITIONAL PERFORMANCES]	130
Fri-Sat - Further Additional Performances	[ADDITIONAL PERFORMANCES]	133
Fri-Sat - Further Additional Performances	[ADDITIONAL PERFORMANCES]	130
Fri-Sat (First Additional Performance)	[ADDITIONAL PERFORMANCES]	132
Fri-Sat (First Additional Performance)	[ADDITIONAL PERFORMANCES]	130
Fri-Sat (First Additional Performance)	[ADDITIONAL PERFORMANCES]	131
Fri-Sat First (Additional Performance)	[ADDITIONAL PERFORMANCES]	133
Fri-Sat First (Additional Performance)	[ADDITIONAL PERFORMANCES]	129
Fri-Sat Further Additional Performances	[ADDITIONAL PERFORMANCES]	131
Frontage fee/m (first 40m)	[(II) OTHER]	137
Full day	[FORMAL ORGANISED GROUPS ONLY, NO COMMERCIAL USE]	113
Full day event (entire use of CSQ) - Price per day	[COMMERCIAL]	49
Full day event (entire use of CSQ) - Price per day	[COMMERCIAL]	45
Full day event (entire use of CSQ) - Price per day	[NOT-FOR-PROFIT ORGANISATION, LOW LEVEL RESOURCED OR SELF FUNDED CHARITIES]	45
Full day event (entire use of CSQ) - Price per day	[NOT-FOR-PROFIT, LOW LEVEL RESOURCED OR SELF-FUNDED CHARITIES]	49
Full day event (entire use of PSQ) - price per day	[NOT FOR PROFIT, LOW LEVEL RESOURCED OR SELF FUNDED CHARITIES ORGANISATION]	46
Full day event (entire use of PSQ) - Price per day	[COMMERCIAL]	48
Full day event (entire use of PSQ) - Price per day	[NOT-FOR-PROFIT, LOW LEVEL RESOURCED OR SELF-FUNDED CHARITIES]	49
Full day event (entire use of PSQ) - Price per day	[COMMERCIAL]	46
Full day event (partial use of CSQ) - Price per day	[NOT-FOR-PROFIT, LOW LEVEL RESOURCED OR SELF-FUNDED CHARITIES]	49
Full day event (partial use of CSQ) - Price per day	[COMMERCIAL]	49
Full day event (partial use of CSQ) - Price per day	[NOT-FOR-PROFIT ORGANISATION, LOW LEVEL RESOURCED OR SELF FUNDED CHARITIES]	46
Full day event (partial use of CSQ) - Price per day	[COMMERCIAL]	45
Full day event (partial use of PSQ) - Price per day	[NOT-FOR-PROFIT, LOW LEVEL RESOURCED OR SELF-FUNDED CHARITIES]	49
Full day event (partial use of PSQ) - Price per day	[PARRAMATTA SQUARE (PSQ)]	48
Full day event (partial use of PSQ) - Price per day	[COMMERCIAL]	46
Full dy event (partial use of PSQ) - price per day	[NOT FOR PROFIT, LOW LEVEL RESOURCED OR SELF FUNDED CHARITIES ORGANISATION]	46
Full Members per hour: 6 visits per week included in membership	[GURANG NGURANG CRECHE SERVICE]	102
Further inspections, if necessary, to be charged at the rate of: Per Inspection	[FEES AND BONDS FOR CONSTRUCTION OF SPECIAL VEHICULAR FOOTPATH CROSSINGS AND ASSOCIATED WORKS BY OWNER'S CONTRACTOR]	140
<b>G</b>		
General Lane Hire Booking – per lane per hour	[CASUAL LANE HIRE EPPING AQUATIC CENTRE ONLY – ALL OTHER HIRERS]	104
Gold Squad per month.	[SWIM SQUAD PROGRAMS]	98
Graffiti Removal (Using Chemical) – per sq. metre	[GRAFFITI REMOVAL]	126
Graffiti Removal (Using Paint Over) – per sq. metre	[GRAFFITI REMOVAL]	127
Graffiti Removal Flat Hourly Rate – per hour	[GRAFFITI REMOVAL]	127
Greater than \$1,000,000 and less than or equal to \$2,500,000	[WHERE ESTIMATED COST OF CONSTRUCTION IS]	35
Greater than \$100,000 and less than or equal to \$500,000	[WHERE ESTIMATED COST OF CONSTRUCTION IS]	35
Greater than \$2,500,000 and less than or equal to \$5,000,000	[WHERE ESTIMATED COST OF CONSTRUCTION IS]	35
Greater than \$500,000 and less than or equal to \$1,000,000	[WHERE ESTIMATED COST OF CONSTRUCTION IS]	35
Greater than or equal to 1.2m2	[FEE FOR ADMINISTRATION, ADVERTISING, SEIZURE, TAKING CHARGES, REMOVAL COSTS AND RELEASE FEE (MAXIMUM)]	118
Group 1 – Function Room – Commercial	[FUNCTION ROOM FEES – WEEKDAY HOURLY RATE (MON TO FRI 5PM)]	153
Group 1 – Function Room – Unfunded Not-for-profit	[FUNCTION ROOM FEES – WEEKDAY HOURLY RATE (MON TO FRI 5PM)]	153
Group 1 – Function Room- Community	[FUNCTION ROOM FEES – WEEKDAY HOURLY RATE (MON TO FRI 5PM)]	153
Group 1 – Half Day Rate	[HALF DAY RATE]	154
Group 1 – Meeting Rooms – Commercial	[MEETING ROOMS FEES – WEEKDAY HOURLY RATE (MON – FRI 6PM)]	107

continued on next page ...

Page 188 of 217

Fee Name	Parent Name	Page
<b>G</b> [continued]		
Group 1 – Meeting Rooms – Commercial	[MEETING ROOMS FEES – WEEKEND HOURLY RATE (FRI 6PM – SUN AND PUBLIC HOLIDAYS)]	107
Group 1 – Meeting Rooms – Commercial	[MEETING ROOMS FEES – WEEKDAY HOURLY RATE (MON TO FRI 6PM)]	154
Group 1 – Meeting Rooms – Commercial	[MEETING ROOMS FEES – WEEKEND HOURLY RATE (FRI 6PM TO SUN)/ PUBLIC HOLIDAY HOURLY RATE]	155
Group 1 – Meeting Rooms – Community	[MEETING ROOMS FEES – WEEKDAY HOURLY RATE (MON – FRI 6PM)]	107
Group 1 – Meeting Rooms – Community	[MEETING ROOMS FEES – WEEKEND HOURLY RATE (FRI 6PM – SUN AND PUBLIC HOLIDAYS)]	107
Group 1 – Meeting Rooms – Community	[MEETING ROOMS FEES – WEEKDAY HOURLY RATE (MON TO FRI 6PM)]	154
Group 1 – Meeting Rooms – Community	[MEETING ROOMS FEES – WEEKEND HOURLY RATE (FRI 6PM TO SUN)/ PUBLIC HOLIDAY HOURLY RATE]	155
Group 1 – Meeting Rooms – Unfunded Not for Profit	[MEETING ROOMS FEES – WEEKDAY HOURLY RATE (MON – FRI 6PM)]	107
Group 1 – Meeting Rooms – Unfunded Not for Profit	[MEETING ROOMS FEES – WEEKEND HOURLY RATE (FRI 6PM – SUN AND PUBLIC HOLIDAYS)]	107
Group 1 – Meeting Rooms – Unfunded Not-for-profit	[MEETING ROOMS FEES – WEEKDAY HOURLY RATE (MON TO FRI 6PM)]	154
Group 1 – Meeting Rooms – Unfunded Not-for-profit	[MEETING ROOMS FEES – WEEKEND HOURLY RATE (FRI 6PM TO SUN)/ PUBLIC HOLIDAY HOURLY RATE]	155
Group 1 – Music/Studio – Commercial	[MUSIC/STUDIO FEES – WEEKDAY HOURLY RATE (MON TO FRI 6PM)]	155
Group 1 – Music/Studio – Commercial	[MUSIC STUDIO FEES – WEEKEND HOURLY RATE (FRI 6PM TO SUN)/ PUBLIC HOLIDAY HOURLY RATE]	156
Group 1 – Music/Studio – Community	[MUSIC/STUDIO FEES – WEEKDAY HOURLY RATE (MON TO FRI 6PM)]	155
Group 1 – Music/Studio – Community	[MUSIC STUDIO FEES – WEEKEND HOURLY RATE (FRI 6PM TO SUN)/ PUBLIC HOLIDAY HOURLY RATE]	156
Group 1 – Music/Studio – Unfunded Not-for-profit	[MUSIC/STUDIO FEES – WEEKDAY HOURLY RATE (MON TO FRI 6PM)]	155
Group 1 – Music/Studio – Unfunded Not-for-profit	[MUSIC STUDIO FEES – WEEKEND HOURLY RATE (FRI 6PM TO SUN)/ PUBLIC HOLIDAY HOURLY RATE]	156
Group 1 – PAC Rooms – Category Commercial	[ROOMS FEES – WEEKDAY HOURLY RATE (MON – FRI 6PM)]	101
Group 1 – PAC Rooms – Category Commercial	[MEETING ROOMS FEES – WEEKEND HOURLY RATE (FRI 6PM – SUN AND PUBLIC HOLIDAYS)]	102
Group 1 – PAC Rooms – Category Community	[ROOMS FEES – WEEKDAY HOURLY RATE (MON – FRI 6PM)]	101
Group 1 – PAC Rooms – Category Community	[MEETING ROOMS FEES – WEEKEND HOURLY RATE (FRI 6PM – SUN AND PUBLIC HOLIDAYS)]	102
Group 1 – PAC Rooms – Category Unfunded Not-for-profit	[ROOMS FEES – WEEKDAY HOURLY RATE (MON – FRI 6PM)]	101
Group 1 – PAC Rooms – Category Unfunded Not-for-profit	[MEETING ROOMS FEES – WEEKEND HOURLY RATE (FRI 6PM – SUN AND PUBLIC HOLIDAYS)]	102
Group 1 – Public Halls – Commercial	[PUBLIC HALLS FEES – WEEKDAY HOURLY RATE (MON – FRI 6PM)]	108
Group 1 – Public Halls – Commercial	[PUBLIC HALLS FEES – WEEKEND HOURLY RATE (FRI 6PM – SUN AND PUBLIC HOLIDAYS)]	109
Group 1 – Public Halls – Community	[PUBLIC HALLS FEES – WEEKDAY HOURLY RATE (MON – FRI 6PM)]	109
Group 1 – Public Halls – Community	[PUBLIC HALLS FEES – WEEKEND HOURLY RATE (FRI 6PM – SUN AND PUBLIC HOLIDAYS)]	109
Group 1 – Public Halls – Unfunded Not-for-profit	[PUBLIC HALLS FEES – WEEKDAY HOURLY RATE (MON – FRI 6PM)]	109
Group 1 – Public Halls – Unfunded Not-for-profit	[PUBLIC HALLS FEES – WEEKEND HOURLY RATE (FRI 6PM – SUN AND PUBLIC HOLIDAYS)]	109
Group 2 – Function Room – Commercial	[FUNCTION ROOM FEES – WEEKDAY HOURLY RATE (MON TO FRI 5PM)]	153
Group 2 – Function Room – Community	[FUNCTION ROOM FEES – WEEKDAY HOURLY RATE (MON TO FRI 5PM)]	153
Group 2 – Function Room – Unfunded Not-for-profit	[FUNCTION ROOM FEES – WEEKDAY HOURLY RATE (MON TO FRI 5PM)]	153
Group 2 – Half Day Rate	[HALF DAY RATE]	154
Group 2 – Meeting Rooms – Commercial	[MEETING ROOMS FEES – WEEKDAY HOURLY RATE (MON – FRI 6PM)]	107
Group 2 – Meeting Rooms – Commercial	[MEETING ROOMS FEES – WEEKEND HOURLY RATE (FRI 6PM – SUN AND PUBLIC HOLIDAYS)]	108
Group 2 – Meeting Rooms – Commercial	[MEETING ROOMS FEES – WEEKDAY HOURLY RATE (MON TO FRI 6PM)]	155
Group 2 – Meeting Rooms – Commercial	[MEETING ROOMS FEES – WEEKEND HOURLY RATE (FRI 6PM TO SUN)/ PUBLIC HOLIDAY HOURLY RATE]	155

continued on next page ...

Page 189 of 217



Fee Name	Parent Name	Page
<b>G</b> [continued]		
Group 2 – Meeting Rooms – Community	[MEETING ROOMS FEES – WEEKDAY HOURLY RATE (MON – FRI 6PM)]	107
Group 2 – Meeting Rooms – Community	[MEETING ROOMS FEES – WEEKEND HOURLY RATE (FRI 6PM – SUN AND PUBLIC HOLIDAYS)]	108
Group 2 – Meeting Rooms – Community	[MEETING ROOMS FEES – WEEKDAY HOURLY RATE (MON TO FRI 6PM)]	155
Group 2 – Meeting Rooms – Community	[MEETING ROOMS FEES – WEEKEND HOURLY RATE (FRI 6PM TO SUN)/ PUBLIC HOLIDAY HOURLY RATE]	155
Group 2 – Meeting Rooms – Unfunded Not for Profit	[MEETING ROOMS FEES – WEEKDAY HOURLY RATE (MON – FRI 6PM)]	107
Group 2 – Meeting Rooms – Unfunded Not for Profit	[MEETING ROOMS FEES – WEEKEND HOURLY RATE (FRI 6PM – SUN AND PUBLIC HOLIDAYS)]	108
Group 2 – Meeting Rooms – Unfunded Not-for-profit	[MEETING ROOMS FEES – WEEKDAY HOURLY RATE (MON TO FRI 6PM)]	155
Group 2 – Meeting Rooms – Unfunded Not-for-profit	[MEETING ROOMS FEES – WEEKEND HOURLY RATE (FRI 6PM TO SUN)/ PUBLIC HOLIDAY HOURLY RATE]	155
Group 2 – Music Room – Commercial	[MUSIC/STUDIO FEES – WEEKDAY HOURLY RATE (MON TO FRI 6PM)]	155
Group 2 – Music Room – Commercial	[MUSIC STUDIO FEES – WEEKEND HOURLY RATE (FRI 6PM TO SUN)/ PUBLIC HOLIDAY HOURLY RATE]	156
Group 2 – Music Room – Community	[MUSIC/STUDIO FEES – WEEKDAY HOURLY RATE (MON TO FRI 6PM)]	156
Group 2 – Music Room – Community	[MUSIC STUDIO FEES – WEEKEND HOURLY RATE (FRI 6PM TO SUN)/ PUBLIC HOLIDAY HOURLY RATE]	156
Group 2 – Music Room – Unfunded Not-for-profit	[MUSIC/STUDIO FEES – WEEKDAY HOURLY RATE (MON TO FRI 6PM)]	156
Group 2 – Music Room – Unfunded Not-for-profit	[MUSIC STUDIO FEES – WEEKEND HOURLY RATE (FRI 6PM TO SUN)/ PUBLIC HOLIDAY HOURLY RATE]	156
Group 2 – PAC Rooms – Category Commercial	[ROOMS FEES – WEEKDAY HOURLY RATE (MON – FRI 6PM)]	101
Group 2 – PAC Rooms – Category Commercial	[MEETING ROOMS FEES – WEEKEND HOURLY RATE (FRI 6PM – SUN AND PUBLIC HOLIDAYS)]	102
Group 2 – PAC Rooms – Category Community	[ROOMS FEES – WEEKDAY HOURLY RATE (MON – FRI 6PM)]	101
Group 2 – PAC Rooms – Category Community	[MEETING ROOMS FEES – WEEKEND HOURLY RATE (FRI 6PM – SUN AND PUBLIC HOLIDAYS)]	102
Group 2 – PAC Rooms – Category Unfunded Not-for-profit	[ROOMS FEES – WEEKDAY HOURLY RATE (MON – FRI 6PM)]	101
Group 2 – PAC Rooms – Category Unfunded Not-for-profit	[MEETING ROOMS FEES – WEEKEND HOURLY RATE (FRI 6PM – SUN AND PUBLIC HOLIDAYS)]	102
Group 2 – Public Halls – Commercial	[PUBLIC HALLS FEES – WEEKDAY HOURLY RATE (MON – FRI 6PM)]	109
Group 2 – Public Halls – Commercial	[PUBLIC HALLS FEES – WEEKEND HOURLY RATE (FRI 6PM – SUN AND PUBLIC HOLIDAYS)]	109
Group 2 – Public Halls – Community	[PUBLIC HALLS FEES – WEEKDAY HOURLY RATE (MON – FRI 6PM)]	109
Group 2 – Public Halls – Community	[PUBLIC HALLS FEES – WEEKEND HOURLY RATE (FRI 6PM – SUN AND PUBLIC HOLIDAYS)]	109
Group 2 – Public Halls – Unfunded Not-for-profit	[PUBLIC HALLS FEES – WEEKDAY HOURLY RATE (MON – FRI 6PM)]	109
Group 2 – Public Halls – Unfunded Not-for-profit	[PUBLIC HALLS FEES – WEEKEND HOURLY RATE (FRI 6PM – SUN AND PUBLIC HOLIDAYS)]	109
Group 3 – Function Room – Commercial	[FUNCTION ROOM FEES – WEEKDAY HOURLY RATE (MON TO FRI 5PM)]	154
Group 3 – Function Room – Community	[FUNCTION ROOM FEES – WEEKDAY HOURLY RATE (MON TO FRI 5PM)]	154
Group 3 – Function Room – Unfunded Not-for-profit	[FUNCTION ROOM FEES – WEEKDAY HOURLY RATE (MON TO FRI 5PM)]	154
Group 3 – Half Day Rate	[HALF DAY RATE]	154
Group 3 – Meeting Rooms – Commercial	[MEETING ROOMS FEES – WEEKDAY HOURLY RATE (MON – FRI 6PM)]	107
Group 3 – Meeting Rooms – Commercial	[MEETING ROOMS FEES – WEEKEND HOURLY RATE (FRI 6PM – SUN AND PUBLIC HOLIDAYS)]	108
Group 3 – Meeting Rooms – Community	[MEETING ROOMS FEES – WEEKDAY HOURLY RATE (MON – FRI 6PM)]	107
Group 3 – Meeting Rooms – Community	[MEETING ROOMS FEES – WEEKEND HOURLY RATE (FRI 6PM – SUN AND PUBLIC HOLIDAYS)]	108
Group 3 – Meeting Rooms – Unfunded Not for Profit	[MEETING ROOMS FEES – WEEKDAY HOURLY RATE (MON – FRI 6PM)]	107
Group 3 – Meeting Rooms – Unfunded Not for Profit	[MEETING ROOMS FEES – WEEKEND HOURLY RATE (FRI 6PM – SUN AND PUBLIC HOLIDAYS)]	108
Group 3 – Music Room – Commercial	[MUSIC/STUDIO FEES – WEEKDAY HOURLY RATE (MON TO FRI 6PM)]	156

continued on next page ...

Page 190 of 217

Fee Name	Parent Name	Page
<b>G</b> [continued]		
Group 3 – Music Room – Commercial	[MUSIC STUDIO FEES – WEEKEND HOURLY RATE (FRI 6PM TO SUN)/ PUBLIC HOLIDAY HOURLY RATE]	156
Group 3 – Music Room – Community	[MUSIC/STUDIO FEES – WEEKDAY HOURLY RATE (MON TO FRI 6PM)]	156
Group 3 – Music Room – Community	[MUSIC STUDIO FEES – WEEKEND HOURLY RATE (FRI 6PM TO SUN)/ PUBLIC HOLIDAY HOURLY RATE]	156
Group 3 – Music Room – Unfunded Not-for-profit	[MUSIC/STUDIO FEES – WEEKDAY HOURLY RATE (MON TO FRI 6PM)]	156
Group 3 – Music Room – Unfunded Not-for-profit	[MUSIC STUDIO FEES – WEEKEND HOURLY RATE (FRI 6PM TO SUN)/ PUBLIC HOLIDAY HOURLY RATE]	156
Group 3 – Public Halls – Commercial	[PUBLIC HALLS FEES – WEEKDAY HOURLY RATE (MON – FRI 6PM)]	109
Group 3 – Public Halls – Commercial	[PUBLIC HALLS FEES – WEEKEND HOURLY RATE (FRI 6PM – SUN AND PUBLIC HOLIDAYS)]	109
Group 3 – Public Halls – Community	[PUBLIC HALLS FEES – WEEKDAY HOURLY RATE (MON – FRI 6PM)]	109
Group 3 – Public Halls – Community	[PUBLIC HALLS FEES – WEEKEND HOURLY RATE (FRI 6PM – SUN AND PUBLIC HOLIDAYS)]	109
Group 3 – Public Halls – Unfunded Not-for-profit	[PUBLIC HALLS FEES – WEEKDAY HOURLY RATE (MON – FRI 6PM)]	109
Group 3 – Public Halls – Unfunded Not-for-profit	[PUBLIC HALLS FEES – WEEKDAY HOURLY RATE (MON – FRI 6PM)]	109
Group 3 – Public Halls – Unfunded Not-for-profit	[PUBLIC HALLS FEES – WEEKEND HOURLY RATE (FRI 6PM – SUN AND PUBLIC HOLIDAYS)]	109
Group 4 – Function Room – Commercial	[FUNCTION ROOM FEES – WEEKDAY HOURLY RATE (MON TO FRI 5PM)]	154
Group 4 – Function Room – Community	[FUNCTION ROOM FEES – WEEKDAY HOURLY RATE (MON TO FRI 5PM)]	154
Group 4 – Function Room – Unfunded Not-for-profit	[FUNCTION ROOM FEES – WEEKDAY HOURLY RATE (MON TO FRI 5PM)]	154
Gully pit lintels each	[GUTTER ONLY]	142
<b>H</b>		
Half day	[FORMAL ORGANISED GROUPS ONLY, NO COMMERCIAL USE]	113
Half Day (Parramatta LGA School ONLY) Epping Aquatic Centre ONLY	[SWIMMING CARNIVAL]	87
Handling Fee	[PLANNING PROPOSALS & DEVELOPMENT APPLICATIONS REQUIRING PHYSICAL MODEL]	53
Harris Park, per sq metre per annum	[ALFRESCO DINING FEE]	14
Heritage and Cultural Tours: Category A (Adult)	[PROGRAM, WORKSHOP, EXHIBITIONS, TOURS AND EVENT FEES]	167
Heritage and Cultural Tours: Category A (Concession / Student)	[PROGRAM, WORKSHOP, EXHIBITIONS, TOURS AND EVENT FEES]	167
Heritage and Cultural Tours: Category B (Adult)	[PROGRAM, WORKSHOP, EXHIBITIONS, TOURS AND EVENT FEES]	167
Heritage and Cultural Tours: Category B (Concession / Student)	[PROGRAM, WORKSHOP, EXHIBITIONS, TOURS AND EVENT FEES]	167
Heritage Minor Works Applications	[HERITAGE MINOR WORKS]	68
High Bar Tables	[COMMUNITY HUBS]	152
High Impact - Class 2 and above as per TfNSW Guide to Traffic and Transport Management for Special Events	[ASSESSMENT OF SPECIAL EVENT TRAFFIC MANAGEMENT PLAN (SETMP)]	77
High Risk – Linear metre / p.a (pro rata)	[TYPE A WITHOUT TRAFFIC BARRIER]	37
High Risk – Linear metre / p.a (pro rata)	[TYPE B WITHOUT SITE SHEDS]	37
High Risk – Linear metre / p.a (pro rata)	[TYPE B WITH SINGLE STOREY SITE SHEDS]	37
High Risk – Linear metre / p.a (pro rata)	[TYPE B WITH DOUBLE STOREY SITE SHEDS]	37
High risk event	[LGA WIDE (EXCLUDING PARRAMATTA SQUARE AND CENTENARY SQUARE)]	49
High Risk Food Outlets/Food Van/Permanent Site/ Mobile Vendor	[3. ROYAL EASTER SHOW]	122
High Significance Tree 5:1	[PARKS & OPEN SPACE]	84
Hire Fee	[CAT TRAP HIRE]	117
Host and Guide - Education and Program Tour Fees: (20 students up to 2 hours)	[PROGRAM, WORKSHOP, EXHIBITIONS, TOURS AND EVENT FEES]	167
Host and Guide - Education and Program Tour Fees: (20 students up to 4 hours)	[PROGRAM, WORKSHOP, EXHIBITIONS, TOURS AND EVENT FEES]	167
Host and Guide - Education and Program Tour Fees: (per additional student up to 2 hours)	[PROGRAM, WORKSHOP, EXHIBITIONS, TOURS AND EVENT FEES]	167
Host and Guide - Education and Program Tour Fees: (per additional student up to 4 hours)	[PROGRAM, WORKSHOP, EXHIBITIONS, TOURS AND EVENT FEES]	168
Hosted Party: minimum 5 children/ per child – activities and host inclusive (no food) 2 hours duration	[ACTIVITY ROOM (DYANMILA NGURANG) AND BIRTHDAY PARTIES]	100

continued on next page ...

Page 191 of 217

Fee Name	Parent Name	Page
<b>H</b> [continued]		
Hot food site (3 metres x 3 metres)	[CENTENARY SQUARE (CSQ)]	48
Hot food site (3 metres x 3 metres)	[PARRAMATTA SQUARE (PSQ)]	48
Hot food site (3 metres x 3 metres)	[LGA-WIDE (EXCLUDING CENTENARY SQUARE AND PARRAMATTA SQUARE)]	48
<b>I</b>		
Impounding Fee	[RECREATION EQUIPMENT]	115
Incorrect Annual Fire Safety Statement (per submission)	[ANNUAL FIRE SAFETY STATEMENTS – EP&A REG CL. 177(1)]	126
Independent professional engineering services relating to private development	[REPAIR/RECONSTRUCTION OF STORMWATER DRAINAGE PITS/PIPES]	83
Individual programs	[ACTIVITIES, EVENTS, WORKSHOPS & PROGRAMS]	159
Individual programs	[COMMUNITY HUBS]	153
Initial Application Fee	[SPACE MANAGEMENT]	20
Initial Application Fee*	[ON-STREET AND OFF STREET CAR SHARE SPACES IN THE PARRAMATTA CBD CORE]	81
Initial Application Fee*	[ON-STREET AND OFF-STREET CAR SHARE SPACES OUTSIDE THE PARRAMATTA CBD CORE]	81
Initial consideration for developments – 3 storeys or less	[DEVELOPMENT TO BE REFERRED TO A DESIGN EXCELLENCE ADVISORY PANEL (INITIAL DEVELOPMENT APPLICATIONS)]	40
Initial consideration for developments – 3 storeys or less	[DEVELOPMENT TO BE REFERRED TO A DESIGN EXCELLENCE ADVISORY PANEL (\$4.55 MODIFICATION APPLICATIONS)]	40
Initial data extraction	[DEVELOPMENT APPLICATIONS & PLANNING PROPOSALS 3D CAD MODELLING FEES]	40
Inlet Pit – New Stormwater Pit size 600mm square and 1.2m depth with Grate only (Bicycle Safe Grate and Frame)	[REPAIR/RECONSTRUCTION OF STORMWATER DRAINAGE PITS/PIPES]	83
Inspection Fee	[TEMPORARY ACCESS VIA PARK]	85
Inspection fee (Inclusive of 1 review inspection)	[HIGH RISK SKIN PENETRATION PREMISES & MORTUARIES]	123
Inspection fee (Inclusive of 1 review inspection)	[BARBERS, HAIRDRESSING ACTIVITY ONLY]	123
Inspection fee for failure to comply with Order for fire audit for the 1st hour and report	[FIRE SAFETY INSPECTION]	126
Installation – sign and post	[DIRECTIONAL COMMUNITY SIGNS]	82
Installation – sign only	[DIRECTIONAL COMMUNITY SIGNS]	82
Installation per driveway (for first driveway)	[LINEMARKING OF DRIVEWAYS]	82
Installation per driveway (for second or more driveways)	[LINEMARKING OF DRIVEWAYS]	82
Installation/relocation/maintenance - per post	[USER PAY PARKING SIGNS (INCLUDING TEMPORARY BUS ZONES)]	81
Installation/relocation/maintenance - per sign	[USER PAY PARKING SIGNS (INCLUDING TEMPORARY BUS ZONES)]	81
Interest on Overdue Rates – per annum (Subject to Ministers Approval)	[PRESENTED CHEQUE SEARCH]	61
Internal Review	[ACCESS TO RECORDS BY NATURAL PERSONS ABOUT THEIR PERSONAL AFFAIRS]	56
Involving the opening of a public road	[ ]	68
Issue copy of flood model information	[STANDARD DRAWINGS & FLOOD DATA]	83
Issue copy of reports / flood studies	[STANDARD DRAWINGS & FLOOD DATA]	83
Issue copy of standard drawings / drainage map(s)	[STANDARD DRAWINGS & FLOOD DATA]	83
Issue of certificate of practical completion /defect liability period sign-off	[POST-EXECUTION]	55
Issue of certificate requiring inspection of land	[PROCESSING AND RELEASE OF REQUESTS UNDER THE CONVEYANCING ACT NOT BEING PART OF A SUBDIVISION OR CONSOLIDATION APPLICATION]	65
Conveyancing (General) Reg Cl. 29		
<b>J</b>		
Junction Pit – New Stormwater Pit size 900mm square and 1.2m depth with heavy duty gatic cover	[REPAIR/RECONSTRUCTION OF STORMWATER DRAINAGE PITS/PIPES]	82
<b>K</b>		
Kerb outlet – per hole each	[GUTTER ONLY]	142
Key Bond	[TEMPORARY ACCESS VIA PARK]	85
Koala Room	[NORTH ROCKS CHILD CARE CENTRE]	147



Fee Name	Parent Name	Page
<b>L</b>		
Land Area equal to or greater than 1,200 sq m and less than 5,000 sq m	[BUSINESS PROPERTIES]	57
Land Area equal to or greater than 1,200 sq m and less than 5,000 sq m	[LAND VALUE EXCEEDS MINIMUM RATEABLE VALUE AND]	58
Land Area equal to or greater than 5,000 sq m and less than 10,000 sq m	[BUSINESS PROPERTIES]	57
Land Area equal to or greater than 5,000 sq m and less than 10,000 sq m	[LAND VALUE EXCEEDS MINIMUM RATEABLE VALUE AND]	58
Land Area greater than 10,000 sq m	[BUSINESS PROPERTIES]	57
Land Area greater than 10,000 sq m	[LAND VALUE EXCEEDS MINIMUM RATEABLE VALUE AND]	58
Land Area less than 1,200 sq m	[LAND VALUE EXCEEDS MINIMUM RATEABLE VALUE AND]	57
Land Area less than 1,200sq m	[BUSINESS PROPERTIES]	57
Land use fee (no building or demolition works)	[DEVELOPMENT NOT INVOLVING THE ERECTION OF A BUILDING, THE CARRYING OUT OF A WORK, THE SUBDIVISION OF LAND, OR THE DEMOLITION OF A BUILDING OR WORK – EP&A REG SCHEDULE 4 PART 2 ITEM 2.7]	68
Laptop Hire	[ADDITIONAL VENUE HIRE MISCELLANEOUS FEES]	158
Large Meeting Room – (Commercial)	[WEEKDAY RATES (HOURLY) (MONDAY – THURSDAY 9AM - 8PM) (FRIDAY 9AM - 5PM) ]	160
Large Meeting Room – (Commercial)	[WEEKEND/PUBLIC HOLIDAY RATES (HOURLY) (9AM TO 5PM)]	164
Large Meeting Room – (Community)	[WEEKDAY RATES (HOURLY) (MONDAY – THURSDAY 9AM - 8PM) (FRIDAY 9AM - 5PM) ]	160
Large Meeting Room – (Community)	[WEEKEND/PUBLIC HOLIDAY RATES (HOURLY) (9AM TO 5PM)]	164
Large Meeting Room – (Unfunded Not for Profit)	[WEEKDAY RATES (HOURLY) (MONDAY – THURSDAY 9AM - 8PM) (FRIDAY 9AM - 5PM) ]	161
Large Meeting Room – (Unfunded Not for Profit)	[WEEKEND/PUBLIC HOLIDAY RATES (HOURLY) (9AM TO 5PM)]	164
Large-sized – 51 or more equivalent full time food handlers	[5. FOOD PREMISES – ANNUAL ADMINISTRATION FEE – HIGH & MEDIUM RISK BUSINESSES ONLY AS PER NSW FOOD AUTHORITY CATEGORIES]	123
Late fee	[ANNUAL FIRE SAFETY STATEMENTS – EP&A REG CL. 177(1)]	126
Late Fee (per 15 mins or part thereof)	[SWIMMING CARNIVAL]	87
Late Fee (per 15 mins or part thereof)	[SWIMMING CARNIVAL – OTHER CHARGES]	99
Late Fee Temporary Food Application Fee	[4. TEMPORARY FOOD STALLS]	122
Late Fee: chargeable to the contractor where payment for the total area of excavation is not fully paid within 2 business days of the excavation being opened.	[LATE FEE]	143
Late Pickup Fee for Child Care Centres – per every 5 minutes	[NORTH ROCKS CHILD CARE CENTRE]	147
Layback ONLY (3.00m long or 4.20m, including wings)	[RESIDENTIAL]	139
Layback ONLY (3.00m long or 4.20m, including wings)	[HEAVY DUTY/INDUSTRIAL]	139
Lectern	[COMMUNITY HUBS]	152
Legionella Sampling and Assessment	[COOLING TOWERS AND WARM WATER SYSTEMS]	123
Leisure Pool – per hour or part thereof	[SCHOOL LANE HIRE (MONDAY – FRIDAY ONLY 9:00AM-3:00PM)]	103
Leisure Pool – per hour or part thereof (not exclusive use)	[CASUAL LANE HIRE – ALL OTHER HIRERS]	104
Lennox Holding Room or LX Plot Rate	[RIVERSIDE THEATRE LEVEL 1]	129
Let's Dine Out Voucher – Non-refundable	[INDIVIDUAL – FULL FEE RATE]	149
Let's Dine Out Voucher – Not Refundable	[INDIVIDUAL – FULL AND PART-PENSIONER DISCOUNTED FEE]	148
Let's Dine Out Voucher – Not Refundable	[INDIVIDUAL – COMMONWEALTH SENIORS AND LOW INCOME HEALTH CARD HOLDERS DISCOUNTED FEE]	148
Letter of offer – assessment (Level 1 & 2)	[PRE-EXECUTION]	55
Letter of offer – assessment (Level 3)	[PRE-EXECUTION]	55
Letter of offer – assessment (Level 4)	[PRE-EXECUTION]	55
Level 1 Preliminary	[DEVELOPMENT CONTROL PLAN/MASTERPLAN APPLICATIONS]	53
Level 1 Preliminary or Minor Planning Proposals	[CATEGORIES OF PLANNING PROPOSALS]	52
Level 2 Low complexity	[DEVELOPMENT CONTROL PLAN/MASTERPLAN APPLICATIONS]	53
Level 2 Planning proposals involving change to zoning and / or development controls of low complexity and / or where the planning proposal is consistent with the identified strategic framework	[CATEGORIES OF PLANNING PROPOSALS]	52
Level 3 High complexity	[DEVELOPMENT CONTROL PLAN/MASTERPLAN APPLICATIONS]	53
Level 3 Planning proposals involving change to zoning and / or development controls of high complexity and / or planning proposal is seeking variation from the identified strategic framework	[CATEGORIES OF PLANNING PROPOSALS]	52

continued on next page ...

Page 193 of 217

Fee Name	Parent Name	Page
<b>L</b> [continued]		
Level 4 Precinct LEP amendments Any site greater than 1 hectares involving complex proposal with change in zoning and detailed urban design and urban capability assessment	[CATEGORIES OF PLANNING PROPOSALS]	53
Level 4 Precinct LEP amendments with complexities such as detailed urban design/urban capability assessment or Assessment of Master Plan	[DEVELOPMENT CONTROL PLAN/MASTERPLAN APPLICATIONS]	53
LG Act Section 608 (2) – Concurrently as part of development approval	[OTHER APPROVALS - LG ACT SECTION 68, PART B - WATER SUPPLY, SEWERAGE AND STORMWATER DRAINAGE WORK]	74
LG Act Section 608 (2) – Where separate approval is sought	[OTHER APPROVALS - LG ACT SECTION 68, PART B - WATER SUPPLY, SEWERAGE AND STORMWATER DRAINAGE WORK]	74
LGA Wide (Excluding Parramatt Square and Centenary Square)	[LGA-WIDE (EXCLUDING CENTENARY SQUARE AND PARRAMATTA SQUARE)]	44
LGA Wide (Excluding Parramatta Square and Centenary Square)	[LGA-WIDE (EXCLUDING CENTENARY SQUARE AND PARRAMATTA SQUARE)]	45
LGA Wide (Excluding Parramatta Square and Centenary Square) - 3 month permit	[LGA-WIDE (EXCLUDING CENTENARY SQUARE AND PARRAMATTA SQUARE)]	45
Library Merchandising (e.g. Library bags, technology resources) – Library Services – per item	[MERCHANDISE]	170
Library Programs Materials – including replacement cost (e.g. STEAM / Science kits) to be determined by Libraries Manager	[BOOK CLUB ANNUAL FEE]	146
Liquor Licensed outlets – Cafe/Restaurants/ Nightclubs up to 3 food/beverage service areas	[CATEGORY 3]	120
Lists of approvals – per month	[INFORMATION IN RELATION TO DEVELOPMENT APPLICATIONS AND CONSENTS AND CONSTRUCTION CERTIFICATES – EP&A REG CL. 268]	76
Lists of approvals – yearly subscription	[INFORMATION IN RELATION TO DEVELOPMENT APPLICATIONS AND CONSENTS AND CONSTRUCTION CERTIFICATES – EP&A REG CL. 268]	76
Litter bin service (additional collection of existing litter bin)	[CLEANSING]	135
Locally-based Schools and school sport associations; or those serving the local community	[(B) SCHOOL HIRE OF SPORTING FIELDS (EACH USE)]	111
Locker rental key deposit	[BICYCLE LOCKER HIRE]	105
Lodgement	[PROCESSING OF SUBPOENAS]	61
Lodgement Fee	[DEVELOPMENT APPLICATIONS & PLANNING PROPOSALS 3D CAD MODELLING FEES]	40
Lodgement of substantial amendment to planning proposals – 50% of category fee payable immediately plus additional costs i.e independent review may also be charged on cost recovery	[CITY PLANNING]	51
Long Day Care Bond (refundable when 2 weeks' notice is provided) per child	[LONG DAY CARE REGISTRATION]	147
Lost Borrower Card – replacement	[LIBRARY CHARGES]	168
Low Impact - Class 3 as per TfNSW Guide to Traffic and Transport Management for Special Events	[ASSESSMENT OF SPECIAL EVENT TRAFFIC MANAGEMENT PLAN (SETMP)]	77
Low Risk – Linear metre / p.a (pro rata)	[TYPE A WITHOUT TRAFFIC BARRIER]	37
Low Risk – Linear metre / p.a (pro rata)	[TYPE B WITHOUT SITE SHEDS]	37
Low Risk – Linear metre / p.a (pro rata)	[TYPE B WITH SINGLE STOREY SITE SHEDS]	37
Low Risk – Linear metre / p.a (pro rata)	[TYPE B WITH DOUBLE STOREY SITE SHEDS]	37
Low risk event	[LGA WIDE (EXCLUDING PARRAMATTA SQUARE AND CENTENARY SQUARE)]	49
Low Risk Food Outlets/Food Van/Permanent Site/ Mobile Vendor	[3. ROYAL EASTER SHOW]	122
Low Significance Tree 1:1	[PARKS & OPEN SPACE]	84
<b>M</b>		
Major Re-Inspections	[ADDITIONAL INSPECTION FEE AS FOLLOWS]	35
Major venues/function centres and premises with more than 6 food/beverage service areas	[CATEGORY 1]	120
Make good of location, once Parking meter has been removed per parking meter	[REMOVE, RELOCATE, MAKE GOODS FOR PARKING METER]	15
Mandatory inspection Swimming Pool fencing Section 22B (2) (tourist accommodation and buildings with more than 2 dwellings) – Includes First Inspection + Reinspection	[SWIMMING POOLS ACT CERTIFICATES – FOR POOL BARRIER REQUIREMENTS]	128

continued on next page ...

Page 194 of 217

Fee Name	Parent Name	Page
<b>M</b> [continued]		
Market Umbrella and Base (2.7m diameter)	[FEES FOR HIRE OR USE OF FACILITIES]	43
Maximum Storage Charge	[ABANDONED VEHICLES]	115
Medium Meeting Room – (Commercial)	[WEEKDAY RATES (HOURLY) (MONDAY – THURSDAY 9AM - 8PM) (FRIDAY 9AM - 5PM) ]	160
Medium Meeting Room – (Commercial)	[WEEKEND/PUBLIC HOLIDAY RATES (HOURLY) (9AM TO 5PM)]	164
Medium Meeting Room – (Community)	[WEEKDAY RATES (HOURLY) (MONDAY – THURSDAY 9AM - 8PM) (FRIDAY 9AM - 5PM) ]	160
Medium Meeting Room – (Community)	[WEEKEND/PUBLIC HOLIDAY RATES (HOURLY) (9AM TO 5PM)]	164
Medium Meeting Room – (Unfunded Not for Profit)	[WEEKDAY RATES (HOURLY) (MONDAY – THURSDAY 9AM - 8PM) (FRIDAY 9AM - 5PM) ]	160
Medium Meeting Room – (Unfunded Not for Profit)	[WEEKEND/PUBLIC HOLIDAY RATES (HOURLY) (9AM TO 5PM)]	164
Medium risk event	[LGA WIDE (EXCLUDING PARRAMATTA SQUARE AND CENTENARY SQUARE)]	49
Medium Risk Food Outlets/Food Van/Permanent Site/Mobile Vendor	[3. ROYAL EASTER SHOW]	122
Medium Significance Tree 3:1	[PARKS & OPEN SPACE]	84
Medium-sized – 6-50 equivalent full time food handlers	[5. FOOD PREMISES – ANNUAL ADMINISTRATION FEE – HIGH & MEDIUM RISK BUSINESSES ONLY AS PER NSW FOOD AUTHORITY CATEGORIES]	123
Member entry to Sauna/Steam/Spa	[SAUNA/SPA/STEAM]	93
Microchipping Service (Non Pensioners)	[ANIMAL REGISTRATION FEES – ANIMAL COMPANIONS ACT 1999]	115
Microchipping Service (Pensioners)	[ANIMAL REGISTRATION FEES – ANIMAL COMPANIONS ACT 1999]	115
Minimum charge	[REPAIR/RECONSTRUCTION OF STORMWATER DRAINAGE PITS/ PIPES]	83
Minimum Charge	[EXPOSED AGGREGATE 300X300 CONCRETE PAVERS]	140
Minimum Charge	[GRANITE PAVING 600X300 (EG CENTENARY SQUARE)]	141
Minimum Charge	[SECONDARY FOOTPATH TREATMENT (CONCRETE WITH PAVERS/ ASPHALT OVERLAY)]	141
Minimum Charge	[GRANITE/COBBLESTONE SETS (LANEWAY/FOOTPATH)]	141
Minimum Charge	[POROUS PAVEMENT (TREE SURROUND TREATMENT)]	141
Minimum Fee	[(II) OTHER]	138
Minimum Fee	[LAND (TORRENS) SUBDIVISION / STRATA SUBDIVISION]	75
Minimum Fee	[STRATA SUBDIVISION WITH STRATUM COMPONENT]	75
Minimum Fee – applicable to all building classes	[MODIFICATION OF CONSTRUCTION CERTIFICATE]	36
Minimum fee for projects estimated at less than \$250,000	[SALE OF TENDER DOCUMENTS VIA TENDERLINK WEBPORTAL]	62
Minimum Levy	[BUSINESS STRATA PROPERTIES]	57
Minimum penalty for not complying with Conditions of Hire including cleaning, damage and garbage (Maximum fee as assessed)	[PENALTY RATES]	108
Minimum penalty for not complying with Conditions of Hire including cleaning, damage and garbage (Maximum fee as assessed)	[PENALTY RATES]	158
Minimum staff required in the venue hire of Lennox Theatre: 1 Front of House Supervisor, 1 Stage Door Security, 1 Technician	[ADDITIONAL PERFORMANCES]	133
Minimum staff required in the venue hire of Lennox Theatre: 1 Front of House Supervisor, 1 Stage Door Security, 1 Usher, 1 Technician	[ADDITIONAL PERFORMANCES]	130
Minimum staff required in the venue hire of Rafferty's Theatre: 1 Front of House Supervisor, 1 Stage Door Security, 1 Usher, 1 Technician	[ADDITIONAL PERFORMANCES]	133
Minimum staff required in the venue hire of Rafferty's Theatre: 1 Front of House Supervisor, 1 Stage Door Security, 1 Usher, 1 Technician	[ADDITIONAL PERFORMANCES]	131
Minimum staff required in the venue hire of Riverside Courtyard: 1 Front of House Supervisor, 1 Stage Door Security, 1 Usher, 1 Technician	[COURTYARD (HALF DAY)]	134
Minimum staff required in the venue hire of Riverside Courtyard: 1 Front of House Supervisor, 1 Stage Door Security, 1 Usher, 1 Technician	[COURTYARD (HALF DAY)]	129
Minimum staff required in the venue hire of Riverside Theatre: 1 Front of House Supervisor, 1 Stage Door Security, 4 Ushers, 1 Technical Lighting, 1 Technical Sound 1 Technical Stage	[ADDITIONAL PERFORMANCES]	129

continued on next page ...

Page 195 of 217



Fee Name	Parent Name	Page
<b>M</b> [continued]		
Minimum staff required in the venue hire of Riverside Theatre: 1 Front of House Supervisor, 1 Stage Door Security, 4 Ushers, 1 Technical Lighting, 1 Technical Sound 1 Technical Stage, 1 x Duty Technician	[ADDITIONAL PERFORMANCES]	132
Minimum staff required in the venue hire of Riverside Theatre: 1 Front of House Supervisor, 1 Stage Door Security, 4 Ushers, 1 Technical Lighting, 1 Technical Sound 1 Technical Stage		
Minimum Storage Charge	[ABANDONED VEHICLES]	115
Minor Re-Inspections	[ADDITIONAL INSPECTION FEE AS FOLLOWS]	35
Mobile Phone Parking Fee (additional to On-Street Parking Meter Traffic Charges) per call, subject to service fee as per service providers T&C's	[PARKING METER TARIFFS]	16
Modification application— (a) under the Act, section 4.55(1A), or (b) under the Act, section 4.56(1) that involves, in the consent authority's opinion, minimal environmental impact	[APPLICATION UNDER SECTION 4.55(1A) OR 4.56(1)]	69
Modification: Additional fee for modification application if notice of application is required to be given under the Act, section 4.55(2) or 4.56(1)	[ MODIFICATION APPLICATION UNDER THE ACT, SECTION 4.55(2) OR 4.56(1) THAT DOES NOT, IN THE CONSENT AUTHORITY'S OPINION, INVOLVE MINIMAL ENVIRONMENTAL IMPACT, IF THE FEE FOR THE ORIGINAL APPLICATION WAS 1 FEE UNIT OR MORE AND THE APPLICATION RELATES TO AN ORIGINAL DEVELOPMENT APPLICATION, OTHER THAN AN ORIGINAL DEVELOPMENT APPLICATION SPECIFIED IN ITEM 4.3 OR 4.4, WITH AN ESTIMATED COST OF DEVELOPMENT OF]	71
Mon & Fri – per day (Pre-School & Baby/Toddler Room)	[DUNDAS CHILDCARE CENTRE]	146
Mon & Fri – per day (Pre-School & Baby/Toddler Room)	[POSSUM PATCH CHILD CARE CENTRE]	146
Mon & Fri – per day (Pre-School & Baby/Toddler Room)	[NORTHMEAD/REDBANK CHILDREN'S CENTRE]	146
Mon & Fri – per day (Pre-School & Baby/Toddler Room)	[JUBILEE PARK CHILD CARE CENTRE]	147
Monday to Friday, cost per hour, per staff member - Minimum charge 3 hours, minimum 2 staff members required at the discretion of the Manager, City Activation	[STAFF CHARGES APPLICABLE TO HIRERS OF THE PUBLIC DOMAIN]	44
Monthly – Push Bike Facilities	[EAT STREET CAR PARK TARIFFS]	17
Monthly – Push Bike Facilities	[PARRAMATTA STATION CAR PARK TARIFFS]	18
Monthly – Unreserved (Permanent Parkers)	[PARRAMATTA STATION CAR PARK TARIFFS]	18
Monthly – Unreserved (Permanent Parkers)	[JUSTICE PRECINCT CAR PARK TARIFFS]	17
Monthly (7 Days/ Week Access)	[COMMERCIAL/ PRIVATE USERS]	157
Monthly (7 Days/ Week Access)	[COMMUNITY/ NOT FOR PROFIT/ CHARITY]	157
More than \$10,000,000	[DEVELOPMENT INVOLVING THE ERECTION OF A BUILDING, THE CARRYING OUT OF WORK OR THE DEMOLITION OF A WORK OR A BUILDING]	66
More than \$10,000,000	[APPLICATION FOR REVIEW UNDER THE ACT, SECTION 8.3 THAT RELATES TO A DEVELOPMENT APPLICATION, FOR DEVELOPMENT WITH AN ESTIMATED COST OF]	74
More than \$10,000,000	[ MODIFICATION APPLICATION UNDER THE ACT, SECTION 4.55(2) OR 4.56(1) THAT DOES NOT, IN THE CONSENT AUTHORITY'S OPINION, INVOLVE MINIMAL ENVIRONMENTAL IMPACT, IF THE FEE FOR THE ORIGINAL APPLICATION WAS 1 FEE UNIT OR MORE AND THE APPLICATION RELATES TO AN ORIGINAL DEVELOPMENT APPLICATION, OTHER THAN AN ORIGINAL DEVELOPMENT APPLICATION SPECIFIED IN ITEM 4.3 OR 4.4, WITH AN ESTIMATED COST OF DEVELOPMENT OF]	71
More than 3 storey	[DEVELOPMENT TO BE REFERRED TO A DESIGN EXCELLENCE ADVISORY PANEL (INITIAL DEVELOPMENT APPLICATIONS)]	40
More than 3 storey	[DEVELOPMENT TO BE REFERRED TO A DESIGN EXCELLENCE ADVISORY PANEL (INITIAL DEVELOPMENT APPLICATIONS)]	40
More than 3 storey	[DEVELOPMENT TO BE REFERRED TO A DESIGN EXCELLENCE ADVISORY PANEL (\$4.55 MODIFICATION APPLICATIONS)]	40
More than 3 storey	[DEVELOPMENT TO BE REFERRED TO A DESIGN EXCELLENCE ADVISORY PANEL (\$4.55 MODIFICATION APPLICATIONS)]	41
More than two units – cost per unit	[NEW DWELLINGS – MUTI DWELLING DEVELOPMENT]	34
Multiple Classes per week discount	[SWIM SCHOOL PROGRAMS]	98

continued on next page ...

Page 196 of 217

Fee Name	Parent Name	Page
<b>M</b> [continued]		
Multi-unit dwellings, commercial (outside Parramatta CBD) and child care centre	[DEVELOPMENT APPLICATION PRE-LODGE MENT CONSULTATION]	67
<b>N</b>		
Negotiation, preparation and execution of planning agreement, or deed of variation of planning agreement, or deed of novation including independent assessment of reports, valuations provided as part of negotiations, and costs associated with determining the financial capacity of an incoming Landowner to deliver VPA obligations	[PRE-EXECUTION]	54
Netball Courts – per Court	[CANTEEN – FULL DAY AND HALF DAY – SEASONAL USE CANTEEN]	110
New footing installation per parking meter	[REMOVE, RELOCATE, MAKE GOODS FOR PARKING METER]	15
New Public Domain Tree Planting Inspections	[OPEN SPACE WORKS & STREET TREES]	85
Non CBD Area per street frontage	[CLASS "A " HOARDINGS BONDS]	38
Non CBD Area per street frontage	[CLASS "B " HOARDINGS BONDS]	38
Non Regulatory	[COP STANDARD DRAWINGS AND SPECS – A4 AND A3 PRINTS – EACH]	144
Non Regulatory	[COP STANDARD DRAWINGS AND SPECS – A4 BOOKLET OF ALL STANDARDS]	145
Non Regulatory	[COP DESIGN GUIDELINES – A4 BOOKLET]	145
Non Regulatory	[COP DESIGN GUIDELINES AND STANDARD DRAWINGS – PDF FORMAT BURNT ON A CD]	145
Non-CBD Permit, each m2, per annum	[RETAIL TRADING IN PUBLIC FOOTPATHS AND SPACES]	49
Non-Commercial Activity Approval Fee	[ALFRESCO DINING FEE]	14
Non-Precinct – Public consultation/exhibition, advertising and gazettal	[ROAD & PLACE NAMING]	19
Non-residents of City of Parramatta	[MASTER LOCKSMITH ACCESS KEY (MLAK)]	170
Not involving the opening of a public road	[–]	68
Note that it is not appropriate to determine fees for individual programs – programs provided vary constantly based on community needs, seasonal variances etc	[RECREATION & LEISURE PROGRAMS]	114
Not-for-profit, low level resourced, or self-funded charity, per hire, per occasion	[LGA-WIDE (EXCLUDING CENTENARY SQUARE AND PARRAMATTA SQUARE)]	47
Not-for-profit, low level resourced, or self-funded charity, per hire, per occasion	[CENTENARY SQUARE (CSQ)]	47
Not-for-profit, low level resourced, or self-funded charity, per hire, per occasion	[PARRAMATTA SQUARE (PSQ)]	47
Notice of application for review of a determination under the Act, section 8.3	[APPLICATION TO REVIEW A DEVELOPMENT DETERMINATION UNDER EP&A ACT, SECTION 8.2- 8.5]	73
NSW Police, Pilot and Defence Force Swim Assessment	[AQUATIC FACILITIES]	92
<b>O</b>		
One 2.4 x 2.4m Fete stall for Commercial purpose	[INFORMATION STALLHOLDER FEE]	42
One 3 x 3 m Marquee for Community Purpose	[INFORMATION STALLHOLDER FEE]	42
One 3 x 3m Marquee for Commerical Purpose	[INFORMATION STALLHOLDER FEE]	42
One 3m x 3m Marquee, flooring, 1.8m trestle table, Lighting, 2 x plastic chair, dry waste, shared hand wash, 2 x 15 amp or 2 x 10 amp (food vendor)	[FEES FOR HIRE OR USE OF FACILITIES]	41
One 6 x 3m Marquee for Commerical Purpose	[INFORMATION STALLHOLDER FEE]	42
One 6 x 3m Marquee for Community Purpose	[INFORMATION STALLHOLDER FEE]	42
One 6 x 6 Marquee for Commercial Purpose	[INFORMATION STALLHOLDER FEE]	42
One 6 x 6 Marquee for Community Purpose	[INFORMATION STALLHOLDER FEE]	42
One 6m x 3m Marquee, flooring, 1.8m trestle table, Lighting, 2 x plastic chair, dry waste, shared hand wash, 2 x 15 amp or 2 x 10 amp (food vendor)	[FEES FOR HIRE OR USE OF FACILITIES]	41
One Van, truck or cart , dry waste, 2 x 15 amp or 2 x 10 amp ( food vendor)	[FEES FOR HIRE OR USE OF FACILITIES]	42
One year permit	[PORTABLE ADVERTISING]	49
On-site Sewage Management System – Inspection Fee/hour (minimum 1/2 hour)	[6. ONSITE SEWAGE MANAGEMENT APPLICATIONS]	125
Open Space Works Inspections (Hold Point / Practical Completion / Handover)	[OPEN SPACE WORKS & STREET TREES]	85

continued on next page ...

Page 197 of 217

Fee Name	Parent Name	Page
<b>O</b> [continued]		
Opening kerb for drain pipe (maximum length 0.5m)	[FEES WITH RESPECT TO ROADS AND DRAINAGE RELATED WORKS IN THE PUBLIC WAY ASSOCIATED WITH DEVELOPMENT]	138
Other event inspection fees each event (e.g. Tattoo Expo, temporary skin penetration stall)	[7. OTHER EVENT]	125
Other public aquatic programs	[SWIM SCHOOL PROGRAMS]	98
Other public programs	[SWIM SQUAD PROGRAMS]	98
Outdoor & indoor swimming pools (First Pool)	[PUBLIC AND SEMI-PUBLIC SWIMMING POOLS]	124
Outdoor Dining Bond	[ALFRESCO DINING FEE]	14
Outstanding Notice/Orders – 735A LG Act and 121ZP EPA Act	[OUTSTANDING NOTICE/ORDERS – 735A LG ACT AND 121ZP EPA ACT]	115
Outstanding Notices Certificate Noxious Weeds (Bio-diversity)	[OUTSTANDING NOTICES CERTIFICATE NOXIOUS WEEDS]	119
Over 55's Leisure and Learning per term (1 hour class) - Non refundable	[INDIVIDUAL – DISCOUNTED FEE FOR COMMONWEALTH SENIOR HEALTH CARD HOLDERS]	150
Over 55's Leisure and Learning per term (1 hour class) – Non refundable	[INDIVIDUAL – FULL AND PART-PENSIONER DISCOUNTED FEE]	149
Over 55's Leisure and Learning per term (1.5 to 2 hours class) - Non refundable	[INDIVIDUAL – DISCOUNTED FEE FOR COMMONWEALTH SENIOR HEALTH CARD HOLDERS]	150
Over 55's Leisure and Learning per term (1.5 to 2 hours class) – Non refundable	[INDIVIDUAL – FULL AND PART-PENSIONER DISCOUNTED FEE]	149
Over 55's Leisure and Learning per term (10 x 1 hour class) – Non refundable	[INDIVIDUAL – FULL FEE]	150
Over 55's Leisure and Learning per term (10 x 1 hour online class) - Non refundable	[INDIVIDUAL – DISCOUNTED FEE FOR COMMONWEALTH SENIOR HEALTH CARD HOLDERS]	150
Over 55's Leisure and Learning per term (10 x 1 hour online class) – Non refundable	[INDIVIDUAL – FULL AND PART-PENSIONER DISCOUNTED FEE]	149
Over 55's Leisure and Learning per term (10 x 1 hour online class) – Non refundable	[INDIVIDUAL – FULL FEE]	151
Over 55's Leisure and Learning per term (10 x 1.5 to 2 hour online class) - Non refundable	[INDIVIDUAL – DISCOUNTED FEE FOR COMMONWEALTH SENIOR HEALTH CARD HOLDERS]	150
Over 55's Leisure and Learning per term (10 x 1.5 to 2 hour online class) – Non refundable	[INDIVIDUAL – FULL AND PART-PENSIONER DISCOUNTED FEE]	149
Over 55's Leisure and Learning per term (10 x 1.5 to 2 hour online class) – Non refundable	[INDIVIDUAL – FULL FEE]	151
Over 55's Leisure and Learning per term (10 x 1.5 to 2 hours class) – Non refundable	[INDIVIDUAL – FULL FEE]	151
Over 55's Leisure and Learning per term Early Bird (1 hour class) - Non-refundable	[INDIVIDUAL – DISCOUNTED FEE FOR COMMONWEALTH SENIOR HEALTH CARD HOLDERS]	150
Over 55's Leisure and Learning per term Early Bird (1 hour class) – Non-refundable	[INDIVIDUAL – FULL AND PART-PENSIONER DISCOUNTED FEE]	149
Over 55's Leisure and Learning per term Early Bird (1 hour class) – Non-refundable	[INDIVIDUAL – FULL FEE]	151
Over 55's Leisure and Learning per term Early Bird (1.5 to 2 hour class) - Non-refundable	[INDIVIDUAL – DISCOUNTED FEE FOR COMMONWEALTH SENIOR HEALTH CARD HOLDERS]	150
Over 55's Leisure and Learning per term Early Bird (1.5 to 2 hour class) – Non-refundable	[INDIVIDUAL – FULL AND PART-PENSIONER DISCOUNTED FEE]	149
Over 55's Leisure and Learning per term Early Bird (1.5 to 2 hour class) – Non-refundable	[INDIVIDUAL – FULL FEE]	151
<b>P</b>		
PAC membership alignment, with the PAC car park will offer, 2 hours free parking, per day, per membership. T&C Apply	[JUSTICE PRECINCT CAR PARK TARIFFS]	17
Package (includes mandatory building inspections)	[GRANNY FLATS]	26
Package (includes mandatory building inspections)	[NEW SINGLE DWELLING HOUSES]	26
Package (includes mandatory building inspections)	[NEW TWO STOREY DWELLING HOUSES]	26
Package (includes mandatory building inspections)	[ALTERATIONS AND ADDITIONS TO EXISTING SINGLE STOREY AND TWO STOREY DWELLING HOUSES (INCLUDES INTERNAL ALTERATIONS)]	27
Package (includes mandatory building inspections)	[1. DEMOLITION OR REMOVAL OF DWELLING HOUSES OR ANCILLARY DEVELOPMENT (CLASS 10 STRUCTURES EXCLUDING SWIMMING POOLS)]	27
Package (includes mandatory building inspections)	[2. SWIMMING POOLS]	27
Package (includes mandatory building inspections)	[3. SHEDS & GARAGES]	28
Package (includes mandatory building inspections)	[4. MINOR STRUCTURES (DECKS, CARPORTS, RETAINING WALLS)]	28
Paralegal – Per Hour	[LEGAL SERVICES]	60

continued on next page ...

Page 198 of 217



Fee Name	Parent Name	Page
Parking fees range from \$2.00 per hour to \$20.00 per day subject to locations and restrictions (incl GST) Considering small alignment for market trend movements	[PARKING METER TARIFFS]	16
Parking fees range from \$3.00 per hour to \$45.00 per day, per parking space (incl GST) Considering small alignment for market trend movements. Credit card surcharge fees will apply	[JUSTICE PRECINCT CAR PARK TARIFFS]	17
Parking fees range from \$3.00 per hour to \$60.00 per day, per parking space (incl GST) Considering small alignment for market trend movements. Credit card surcharge fees will apply	[PARRAMATTA STATION CAR PARK TARIFFS]	18
Parking fees range from \$5.00 per hour to \$80.00 per day, per parking space (incl GST) Considering small alignment for market trend movements. Credit card surcharge fees will apply	[PHIVE CAR PARK TARIFFS]	18
Parramatta CBD (excluding Eat Street) per sq metre per annum	[ALFRESCO DINING FEE]	14
Parramatta CBD area per street frontage	[CLASS "A " HOARDINGS BONDS]	38
Parramatta CBD area per street frontage	[CLASS "B " HOARDINGS BONDS]	38
Parramatta Square (PSQ)	[PARRAMATTA SQUARE (PSQ)]	43
Parramatta Square (PSQ)	[PARRAMATTA SQUARE (PSQ)]	44
Parramatta Square (PSQ) - 3 Month Permit	[PARRAMATTA SQUARE (PSQ)]	45
Parramatta Square per sq metre per annum	[ALFRESCO DINING FEE]	14
Parramatta Town Hall - Charles Byrne Room (Commercial)	[WEEKDAY RATES (HOURLY) (MONDAY – THURSDAY 9AM - 8PM) (FRIDAY 9AM - 5PM) ]	159
Parramatta Town Hall - Charles Byrne Room (Commercial)	[WEEKEND/PUBLIC HOLIDAY RATES (HOURLY) (9AM TO 5PM)]	163
Parramatta Town Hall - Charles Byrne Room (Community)	[WEEKDAY RATES (HOURLY) (MONDAY – THURSDAY 9AM - 8PM) (FRIDAY 9AM - 5PM) ]	159
Parramatta Town Hall - Charles Byrne Room (Community)	[WEEKEND/PUBLIC HOLIDAY RATES (HOURLY) (9AM TO 5PM)]	163
Parramatta Town Hall - Exhibition Rate (15 days+) (price on application)	[WEEKDAY (DAILY RATE) (MONDAY – THURSDAY 9AM TO 8PM) (FRIDAY 9AM - 5PM) ]	162
Parramatta Town Hall - Filming and Photography	[COMMUNITY HUBS]	152
Parramatta Town Hall - Heritage Meeting Room 1 (Commercial)	[WEEKEND/PUBLIC HOLIDAY RATES (HOURLY) (9AM TO 5PM)]	163
Parramatta Town Hall - Heritage Meeting Room 1 (Commercial)	[WEEKDAY RATES (HOURLY) (MONDAY – THURSDAY 9AM - 8PM) (FRIDAY 9AM - 5PM) ]	159
Parramatta Town Hall - Heritage Meeting Room 1 (Community)	[WEEKEND/PUBLIC HOLIDAY RATES (HOURLY) (9AM TO 5PM)]	163
Parramatta Town Hall - Heritage Meeting Room 1 (Community)	[WEEKDAY RATES (HOURLY) (MONDAY – THURSDAY 9AM - 8PM) (FRIDAY 9AM - 5PM) ]	159
Parramatta Town Hall - Heritage Meeting Room 1 (Community)	[WEEKEND/PUBLIC HOLIDAY RATES (HOURLY) (9AM TO 5PM)]	163
Parramatta Town Hall - Heritage Meeting Room 2 (Commercial)	[WEEKDAY RATES (HOURLY) (MONDAY – THURSDAY 9AM - 8PM) (FRIDAY 9AM - 5PM) ]	159
Parramatta Town Hall - Heritage Meeting Room 2 (Commercial)	[WEEKEND/PUBLIC HOLIDAY RATES (HOURLY) (9AM TO 5PM)]	163
Parramatta Town Hall - Heritage Meeting Room 2 (Community)	[WEEKDAY RATES (HOURLY) (MONDAY – THURSDAY 9AM - 8PM) (FRIDAY 9AM - 5PM) ]	159
Parramatta Town Hall - Heritage Meeting Room 2 (Community)	[WEEKEND/PUBLIC HOLIDAY RATES (HOURLY) (9AM TO 5PM)]	163
Parramatta Town Hall - Main Hall & Southern Terrace (Commercial)	[WEEKDAY RATES (HOURLY) (MONDAY – THURSDAY 9AM - 8PM) (FRIDAY 9AM - 5PM) ]	160
Parramatta Town Hall - Main Hall & Southern Terrace (Commercial)	[WEEKEND/PUBLIC HOLIDAY RATES (HOURLY) (9AM TO 5PM)]	163
Parramatta Town Hall - Main Hall & Southern Terrace (Community)	[WEEKDAY RATES (HOURLY) (MONDAY – THURSDAY 9AM - 8PM) (FRIDAY 9AM - 5PM) ]	160
Parramatta Town Hall - Main Hall & Southern Terrace (Community)	[WEEKEND/PUBLIC HOLIDAY RATES (HOURLY) (9AM TO 5PM)]	164
Parramatta Town Hall - Main Hall & Southern Terrace (Election Rate)	[WEEKDAY RATES (HOURLY) (MONDAY – THURSDAY 9AM - 8PM) (FRIDAY 9AM - 5PM) ]	160
Parramatta Town Hall - Main Hall & Southern Terrace (Election Rate)	[WEEKEND/PUBLIC HOLIDAY RATES (HOURLY) (9AM TO 5PM)]	164
Parramatta Town Hall - Main Hall (Commercial)	[WEEKEND/PUBLIC HOLIDAY RATES (HOURLY) (9AM TO 5PM)]	164
Parramatta Town Hall - Main Hall (Commercial)	[WEEKDAY RATES (HOURLY) (MONDAY – THURSDAY 9AM - 8PM) (FRIDAY 9AM - 5PM) ]	160
Parramatta Town Hall - Main Hall (Community)	[WEEKEND/PUBLIC HOLIDAY RATES (HOURLY) (9AM TO 5PM)]	164
Parramatta Town Hall - Main Hall (Community)	[WEEKDAY RATES (HOURLY) (MONDAY – THURSDAY 9AM - 8PM) (FRIDAY 9AM - 5PM) ]	160

continued on next page ...

Page 199 of 217

Fee Name	Parent Name	Page
<b>P</b> [continued]		
Parramatta Town Hall - Main Hall Exhibition Rate (1-2 days) (Commercial - daily)	[WEEKEND/PUBLIC HOLIDAY (DAILY RATE) (9AM TO 5PM)]	166
Parramatta Town Hall - Main Hall Exhibition Rate (1-2 days) (Commercial - daily)	[WEEKDAY (DAILY RATE) (MONDAY – THURSDAY 9AM TO 8PM) (FRIDAY 9AM - 5PM) ]	162
Parramatta Town Hall - Main Hall Exhibition Rate (1-2 days) (Community - daily)	[WEEKDAY (DAILY RATE) (MONDAY – THURSDAY 9AM TO 8PM) (FRIDAY 9AM - 5PM) ]	162
Parramatta Town Hall - Main Hall Exhibition Rate (1-2 days) (Community - daily)	[WEEKEND/PUBLIC HOLIDAY (DAILY RATE) (9AM TO 5PM)]	166
Parramatta Town Hall - Southern Terrace (Commercial)	[WEEKDAY RATES (HOURLY) (MONDAY – THURSDAY 9AM - 8PM) (FRIDAY 9AM - 5PM) ]	160
Parramatta Town Hall - Southern Terrace (Commercial)	[WEEKEND/PUBLIC HOLIDAY RATES (HOURLY) (9AM TO 5PM)]	164
Parramatta Town Hall - Southern Terrace (Community)	[WEEKEND/PUBLIC HOLIDAY RATES (HOURLY) (9AM TO 5PM)]	164
Parramatta Town Hall - Southern Terrace (Community)	[WEEKDAY RATES (HOURLY) (MONDAY – THURSDAY 9AM - 8PM) (FRIDAY 9AM - 5PM) ]	160
Parramatta Town Hall- Exhibition Rate (3-14 days) (Commercial - daily)	[WEEKDAY (DAILY RATE) (MONDAY – THURSDAY 9AM TO 8PM) (FRIDAY 9AM - 5PM) ]	162
Parramatta Town Hall- Exhibition Rate (3-14 days) (Community - daily)	[WEEKDAY (DAILY RATE) (MONDAY – THURSDAY 9AM TO 8PM) (FRIDAY 9AM - 5PM) ]	162
Parramatta Town Hall -Full day bump in/out (price on application)	[WEEKDAY (DAILY RATE) (MONDAY – THURSDAY 9AM TO 8PM) (FRIDAY 9AM - 5PM) ]	162
Parramatta Town Hall Kitchen Commission - (100 - 149 guests)	[PARRAMATTA TOWN HALL - CATERING COMMISSION]	168
Parramatta Town Hall Kitchen Commission - (150 - 199 guests)	[PARRAMATTA TOWN HALL - CATERING COMMISSION]	168
Parramatta Town Hall Kitchen Commission - (200 - 249 guests)	[PARRAMATTA TOWN HALL - CATERING COMMISSION]	168
Parramatta Town Hall Kitchen Commission - (250 - 300 guests)	[PARRAMATTA TOWN HALL - CATERING COMMISSION]	168
Parramatta Town Hall Kitchen Commission - (300 - 349 guests)	[PARRAMATTA TOWN HALL - CATERING COMMISSION]	168
Parramatta Town Hall Kitchen Commission - (fewer than 100 guests)	[PARRAMATTA TOWN HALL - CATERING COMMISSION]	168
Party Room/ per hour/ plus pool entry (Saturday/ Sunday/Public Hol) minimum 2 hours	[ACTIVITY ROOM (DYANMILA NGURANG) AND BIRTHDAY PARTIES]	100
Peer review and/or consultant studies commissioned by Council to assist with assessment of planning proposal/DCP	[CITY PLANNING]	50
Pensioner Hire Fee	[CAT TRAP HIRE]	117
Pensioner Return Deposit	[CAT TRAP HIRE]	117
Per half hour or part thereof	[CAR PARK (FOR FACILITY USERS ONLY – TICKETS MUST BE VALIDATED)]	102
Per Hour	[REPAIR/RECONSTRUCTION OF STORMWATER DRAINAGE PITS/ PIPES]	83
Per metre	[FEES WITH RESPECT TO ROADS AND DRAINAGE RELATED WORKS IN THE PUBLIC WAY ASSOCIATED WITH DEVELOPMENT]	138
Permanent Road Closure Application	[ROAD CLOSURES – ADMINISTRATION FEE FOR THE PROCESSING OF ROAD CLOSURE APPLICATIONS]	19
Permit Fee as set by National Heavy Vehicle Regulator	[OVERSIZE VEHICLE ACCESS ON LOCAL ROAD]	82
Personal Training 1:1 - 1 hour session - 3 session pack	[PERSONAL TRAINING AND ASSESSMENTS]	94
Personal Training 1:1 - 30 minute session	[PERSONAL TRAINING AND ASSESSMENTS]	94
Personal Training 1:1 - 30 minute session - 10 session pack	[PERSONAL TRAINING AND ASSESSMENTS]	94
Personal Training 1:1 - 30 minute session - 3 session pack	[PERSONAL TRAINING AND ASSESSMENTS]	94
Personal Training 1:1 - per 1 hour session - Direct Debit agreement	[PERSONAL TRAINING - FORTNIGHTLY DIRECT DEBIT]	95
Personal Training 1:1 - per 30 minute session - Direct Debit agreement	[PERSONAL TRAINING - FORTNIGHTLY DIRECT DEBIT]	95
Personal training Session – 1 hour	[PERSONAL TRAINING AND ASSESSMENTS]	95
Personal Training Session – 1 hour/10 session pack	[PERSONAL TRAINING AND ASSESSMENTS]	95
Personal Training Session – 1 hour/5 session pack	[PERSONAL TRAINING AND ASSESSMENTS]	95
Personal Training Small Group (2 to 4) - 1 hour session per person	[PERSONAL TRAINING AND ASSESSMENTS]	94

continued on next page ...

Page 200 of 217

Fee Name	Parent Name	Page
<b>P</b> [continued]		
Personal Training Small Group (2 to 4) - 1 hour session per person - 10 session pack	[PERSONAL TRAINING AND ASSESSMENTS]	94
Personal Training Small Group (2 to 4) - 30 minute session per person	[PERSONAL TRAINING AND ASSESSMENTS]	94
Personal Training Small Group (2 to 4) - 30 minute session per person - 10 session pack	[PERSONAL TRAINING AND ASSESSMENTS]	95
Personal Training Small Group (2 to 4) - per 1 hour session per person - Direct Debit agreement	[PERSONAL TRAINING - FORTNIGHTLY DIRECT DEBIT]	95
PHIVE Foyer - (Commercial)	[WEEKDAY RATES (HOURLY) (MONDAY – THURSDAY 9AM - 8PM) (FRIDAY 9AM - 5PM) ]	160
PHIVE Foyer - (Community)	[WEEKDAY RATES (HOURLY) (MONDAY – THURSDAY 9AM - 8PM) (FRIDAY 9AM - 5PM) ]	160
PHIVE Foyer - (Unfunded Not for Profit)	[WEEKDAY RATES (HOURLY) (MONDAY – THURSDAY 9AM - 8PM) (FRIDAY 9AM - 5PM) ]	160
PHIVE Ground Foyer - (Commercial)	[WEEKEND/PUBLIC HOLIDAY RATES (HOURLY) (9AM TO 5PM)]	164
PHIVE Ground Foyer - (Community)	[WEEKEND/PUBLIC HOLIDAY RATES (HOURLY) (9AM TO 5PM)]	164
PHIVE Ground Foyer - (Unfunded Not for Profit)	[WEEKEND/PUBLIC HOLIDAY RATES (HOURLY) (9AM TO 5PM)]	164
Piano Hire	[CHARGES NOT INCLUDED IN HIRE RATES]	134
Pipe 375mm Diameter pipe-Reinforced Concrete Rubber Ring Spigot and Socket Jointed Class 3 – 1.2m deep	[REPAIR/RECONSTRUCTION OF STORMWATER DRAINAGE PITS/ PIPES]	83
Placement Fee – Per anchor	[COUNCIL PROPERTY – ROCK ANCHOR PLACEMENT]	13
Plan copy fee	[GIS DRAINAGE SEARCH & PLAN SERVICE]	82
Plan search fee – Cost/ half-hour and part thereof	[GIS DRAINAGE SEARCH & PLAN SERVICE]	82
Planning or Development Enquiry – Inquiries requiring less than 2 hours to prepare response	[PLANNING PROPOSALS & DEVELOPMENT APPLICATIONS REQUIRING PHYSICAL MODEL]	53
Planning or Development Enquiry – Where response required in excess of 2 hours response time a charge per hour will apply for every hour beyond 2 hours	[PLANNING PROPOSALS & DEVELOPMENT APPLICATIONS REQUIRING PHYSICAL MODEL]	54
Planning Proposal - Reclassification of Land *Public hearing will be an additional fee	[CITY PLANNING]	50
Planning Proposal Public Notification - Level 1 & 2	[NOTIFICATION FEES]	53
Planning Proposal Public Notification - Level 3 & 4	[NOTIFICATION FEES]	53
Planning Proposal Refund – if withdrawn prior to Local Planning Panel or Council report to request a gateway determination	[CITY PLANNING]	51
Planning Proposal Refunds – if Council resolves not to proceed to request a gateway determination and Applicant chooses not to lodge a Pre-Gateway Review	[CITY PLANNING]	51
Planning Proposal/ DCP Pre-Lodgement Consultation	[PRE-LODGE MENT CONSULTATION]	54
Planning Proposal/ DCP Pre-Lodgement Consultation (Second meeting only)	[PRE-LODGE MENT CONSULTATION]	54
Plus \$110 for each lot which includes GST	[STRATA SUBDIVISION WITH STRATUM COMPONENT]	75
Plus \$55 for each lot which includes GST	[LAND (TORRENS) SUBDIVISION / STRATA SUBDIVISION]	75
PLUS an additional fee for each \$1,000 (or part of \$1,000) by which the estimated cost exceeds \$1,000,000	[DEVELOPMENT INVOLVING THE ERECTION OF A BUILDING, THE CARRYING OUT OF WORK OR THE DEMOLITION OF A WORK OR A BUILDING]	66
PLUS an additional fee for each \$1,000 (or part of \$1,000) by which the estimated cost exceeds \$1,000,000	[APPLICATION FOR REVIEW UNDER THE ACT, SECTION 8.3 THAT RELATES TO A DEVELOPMENT APPLICATION, FOR DEVELOPMENT WITH AN ESTIMATED COST OF]	74
PLUS an additional fee for each \$1,000 (or part of \$1,000) by which the estimated cost exceeds \$1,000,000	[ MODIFICATION APPLICATION UNDER THE ACT, SECTION 4.55(2) OR 4.56(1) THAT DOES NOT, IN THE CONSENT AUTHORITY'S OPINION, INVOLVE MINIMAL ENVIRONMENTAL IMPACT, IF THE FEE FOR THE ORIGINAL APPLICATION WAS 1 FEE UNIT OR MORE AND THE APPLICATION RELATES TO AN ORIGINAL DEVELOPMENT APPLICATION, OTHER THAN AN ORIGINAL DEVELOPMENT APPLICATION SPECIFIED IN ITEM 4.3 OR 4.4, WITH AN ESTIMATED COST OF DEVELOPMENT OF]	71
PLUS an additional fee for each \$1,000 (or part of \$1,000) by which the estimated cost exceeds \$10,000,000	[DEVELOPMENT INVOLVING THE ERECTION OF A BUILDING, THE CARRYING OUT OF WORK OR THE DEMOLITION OF A WORK OR A BUILDING]	66
PLUS an additional fee for each \$1,000 (or part of \$1,000) by which the estimated cost exceeds \$10,000,000	[APPLICATION FOR REVIEW UNDER THE ACT, SECTION 8.3 THAT RELATES TO A DEVELOPMENT APPLICATION, FOR DEVELOPMENT WITH AN ESTIMATED COST OF]	74

continued on next page ...

Page 201 of 217



Fee Name	Parent Name	Page
<b>P</b> [continued]		
PLUS an additional fee for each \$1,000 (or part of \$1,000) by which the estimated cost exceeds \$10,000,000	[ MODIFICATION APPLICATION UNDER THE ACT, SECTION 4.55(2) OR 4.56(1) THAT DOES NOT, IN THE CONSENT AUTHORITY'S OPINION, INVOLVE MINIMAL ENVIRONMENTAL IMPACT, IF THE FEE FOR THE ORIGINAL APPLICATION WAS 1 FEE UNIT OR MORE AND THE APPLICATION RELATES TO AN ORIGINAL DEVELOPMENT APPLICATION, OTHER THAN AN ORIGINAL DEVELOPMENT APPLICATION SPECIFIED IN ITEM 4.3 OR 4.4, WITH AN ESTIMATED COST OF DEVELOPMENT OF]	71
PLUS an additional fee for each \$1,000 (or part of \$1,000) by which the estimated cost exceeds \$250,000	[DEVELOPMENT INVOLVING THE ERECTION OF A BUILDING, THE CARRYING OUT OF WORK OR THE DEMOLITION OF A WORK OR A BUILDING]	66
PLUS an additional fee for each \$1,000 (or part of \$1,000) by which the estimated cost exceeds \$250,000	[APPLICATION FOR REVIEW UNDER THE ACT, SECTION 8.3 THAT RELATES TO A DEVELOPMENT APPLICATION, FOR DEVELOPMENT WITH AN ESTIMATED COST OF]	73
PLUS an additional fee for each \$1,000 (or part of \$1,000) by which the estimated cost exceeds \$250,000	[ MODIFICATION APPLICATION UNDER THE ACT, SECTION 4.55(2) OR 4.56(1) THAT DOES NOT, IN THE CONSENT AUTHORITY'S OPINION, INVOLVE MINIMAL ENVIRONMENTAL IMPACT, IF THE FEE FOR THE ORIGINAL APPLICATION WAS 1 FEE UNIT OR MORE AND THE APPLICATION RELATES TO AN ORIGINAL DEVELOPMENT APPLICATION, OTHER THAN AN ORIGINAL DEVELOPMENT APPLICATION SPECIFIED IN ITEM 4.3 OR 4.4, WITH AN ESTIMATED COST OF DEVELOPMENT OF]	71
PLUS an additional fee for each \$1,000 (or part of \$1,000) by which the estimated cost exceeds \$50,000	[DEVELOPMENT INVOLVING THE ERECTION OF A BUILDING, THE CARRYING OUT OF WORK OR THE DEMOLITION OF A WORK OR A BUILDING]	66
PLUS an additional fee for each \$1,000 (or part of \$1,000) by which the estimated cost exceeds \$500,000	[DEVELOPMENT INVOLVING THE ERECTION OF A BUILDING, THE CARRYING OUT OF WORK OR THE DEMOLITION OF A WORK OR A BUILDING]	66
PLUS an additional fee for each \$1,000 (or part of \$1,000) by which the estimated cost exceeds \$500,000	[APPLICATION FOR REVIEW UNDER THE ACT, SECTION 8.3 THAT RELATES TO A DEVELOPMENT APPLICATION, FOR DEVELOPMENT WITH AN ESTIMATED COST OF]	73
PLUS an additional fee for each \$1,000 (or part of \$1,000) by which the estimated cost exceeds \$500,000	[ MODIFICATION APPLICATION UNDER THE ACT, SECTION 4.55(2) OR 4.56(1) THAT DOES NOT, IN THE CONSENT AUTHORITY'S OPINION, INVOLVE MINIMAL ENVIRONMENTAL IMPACT, IF THE FEE FOR THE ORIGINAL APPLICATION WAS 1 FEE UNIT OR MORE AND THE APPLICATION RELATES TO AN ORIGINAL DEVELOPMENT APPLICATION, OTHER THAN AN ORIGINAL DEVELOPMENT APPLICATION SPECIFIED IN ITEM 4.3 OR 4.4, WITH AN ESTIMATED COST OF DEVELOPMENT OF]	71
PLUS an additional fee for each \$1,000 (or part of \$1,000) of the estimated cost	[DEVELOPMENT INVOLVING THE ERECTION OF A BUILDING, THE CARRYING OUT OF WORK OR THE DEMOLITION OF A WORK OR A BUILDING]	65
PLUS an additional fee for each \$1,000 (or part of \$1,000) of the estimated cost	[APPLICATION FOR REVIEW UNDER THE ACT, SECTION 8.3 THAT RELATES TO A DEVELOPMENT APPLICATION, FOR DEVELOPMENT WITH AN ESTIMATED COST OF]	73
PLUS an additional fee for each \$1,000 (or part of \$1,000) of the estimated cost	[ MODIFICATION APPLICATION UNDER THE ACT, SECTION 4.55(2) OR 4.56(1) THAT DOES NOT, IN THE CONSENT AUTHORITY'S OPINION, INVOLVE MINIMAL ENVIRONMENTAL IMPACT, IF THE FEE FOR THE ORIGINAL APPLICATION WAS 1 FEE UNIT OR MORE AND THE APPLICATION RELATES TO AN ORIGINAL DEVELOPMENT APPLICATION, OTHER THAN AN ORIGINAL DEVELOPMENT APPLICATION SPECIFIED IN ITEM 4.3 OR 4.4, WITH AN ESTIMATED COST OF DEVELOPMENT OF]	70
Plus Annual usage fee per car share space where it replaces a metered parking car space	[ON-STREET AND OFF-STREET CAR SHARE SPACES OUTSIDE THE PARRAMATTA CBD CORE]	81
PLUS Charges for external BCA consultant	[BUILDING CLASS 1 & 10 STRUCTURES – BUILDING CODE OF AUSTRALIA]	33
PLUS for each additional advertisement	[DEVELOPMENT INVOLVING APPLICATION FOR ADVERTISEMENTS OR ADVERTISING SIGNS – EP&A REG SCHEDULE 4 PART 2 ITEM 2.2 BUT ONLY IF THE FEE UNDER THIS ITEM EXCEEDS THE FEE THAT WOULD BE PAYABLE UNDER EP&A REG SCHEDULE 4 PART 2 ITEM 2.1]	67
PLUS for each additional lot created	[ ]	68
PLUS for each additional lot created	[ ]	68
PLUS for each additional lot created	[ ]	68
Plus per m2	[ASPHALT CONCRETE ON CEMENT CONCRETE BASE (RIGID PAVEMENT)]	140
Plus per m2	[CEMENT CONCRETE (RIGID PAVEMENT)]	140

continued on next page ...

Page 202 of 217

Fee Name	Parent Name	Page
<b>P</b> [continued]		
Plus per m2	[BITUMEN/ASPHALT (FLEXIBLE PAVEMENT)]	140
Plus per m2	[UNSEALED SHOULDERS/PAVEMENT]	140
Plus per m2	[BRICK PAVERS (OR SIMILAR)]	140
Plus per m2	[EXPOSED AGGREGATE 300X300 CONCRETE PAVERS]	140
Plus per m2	[GRANITE PAVING 600X300 (EG CENTENARY SQUARE)]	141
Plus per m2	[SECONDARY FOOTPATH TREATMENT (CONCRETE WITH PAVERS/ ASPHALT OVERLAY)]	141
Plus per m2	[GRANITE/COBBLESTONE SETS (LANEWAY/FOOTPATH)]	141
Plus per m2	[POROUS PAVEMENT (TREE SURROUND TREATMENT)]	141
Plus per m2	[CONCRETE]	141
Plus per m2	[BITUMEN/ASPHALT]	141
Plus per m2	[BITUMEN/ASPHALT ON CONCRETE BASE]	141
Plus per m2	[130MM CONCRETE RESIDENTIAL FOOTPATH CROSSING (DRIVEWAY)]	141
Plus per m2	[200MM CONCRETE INDUSTRIAL FOOTPATH CROSSING (DRIVEWAY)]	141
Plus per m2	[FORMED OR GRASSED AREA (NATURE STRIP)]	141
Plus per m2	[(IV) KERB RAMPS]	142
Plus per metre	[CONCRETE – INCLUDING LAYBACK]	142
Plus per metre	[KERB ONLY]	142
Plus per metre	[GUTTER ONLY]	142
Pools/Spas (Each Additional Pool/Spa)	[PUBLIC AND SEMI-PUBLIC SWIMMING POOLS]	124
Portable PA System	[COMMUNITY HUBS]	152
Possum and Wombat Room	[NORTH ROCKS CHILD CARE CENTRE]	147
Post-execution Council officer inspections (up to final review and sign-off at practical completion and end of defects liability period). Charged per inspection, per Council service area required to attend.	[POST-EXECUTION]	55
Pound release per night – Rydalmere Operations Centre Depot	[COMPANION ANIMALS – SEIZURE & RELEASE FEES FROM COUNCIL]	119
Precinct – Public consultation/exhibition, advertising and gazettal	[ROAD & PLACE NAMING]	19
Premises where only packaged foods sold and no processing undertaken (convenience stores, service stations, fruit and vegetable stores)	[CATEGORY 5]	120
Preparation of report	[STORMWATER SITE INSPECTIONS & REVIEWS]	84
Preparation of Structure Plan or Significant Site/ Precinct Specific DCP prepared by Council – Cost Recovery to Council	[CITY PLANNING]	51
Pre-Purchase Inspection of an On-site Sewage Management System	[6. ONSITE SEWAGE MANAGEMENT APPLICATIONS]	125
Principal Certifying Authority only (when CoP has been elected as PCA and the Complying Principal Certifying Authority only (when CoP has been elected as PCA and the Complying Development Certificate has been issued by another authority)	[4. MINOR STRUCTURES (DECKS, CARPORTS, RETAINING WALLS)]	28
Principal Certifying Authority only (when CoP has been elected as PCA and the Complying Development Certificate has been issued by another authority)	[GRANNY FLATS]	26
Principal Certifying Authority only (when CoP has been elected as PCA and the Complying Development Certificate has been issued by another authority)	[NEW SINGLE DWELLING HOUSES]	26
Principal Certifying Authority only (when CoP has been elected as PCA and the Complying Development Certificate has been issued by another authority)	[NEW TWO STOREY DWELLING HOUSES]	26
Principal Certifying Authority only (when CoP has been elected as PCA and the Complying Development Certificate has been issued by another authority)	[ALTERATIONS AND ADDITIONS TO EXISTING SINGLE STOREY AND TWO STOREY DWELLING HOUSES (INCLUDES INTERNAL ALTERATIONS)]	27
Principal Certifying Authority only (when CoP has been elected as PCA and the Complying Development Certificate has been issued by another authority)	[1. DEMOLITION OR REMOVAL OF DWELLING HOUSES OR ANCILLARY DEVELOPMENT (CLASS 10 STRUCTURES EXCLUDING SWIMMING POOLS)]	27
Principal Certifying Authority only (when CoP has been elected as PCA and the Complying Development Certificate has been issued by another authority)	[2. SWIMMING POOLS]	27

continued on next page ...

Page 203 of 217

Fee Name	Parent Name	Page
<b>P [continued]</b>		
Principal Certifying Authority only (when CoP has been elected as PCA and the Complying Development Certificate has been issued by another authority)	[3. SHEDS & GARAGES]	28
Private Pipeline Licence Fee in Public Reserves	[PRIVATE PIPELINE]	145
Private Pipeline Rentals in Public Roads	[PRIVATE PIPELINE]	145
Private Swimming Lesson	[SWIM SQUAD PROGRAMS]	99
Private Swimming Lesson/30 minute class	[SCHOOL – LEARN TO SWIM]	90
Pro Floor: per m sq (exclusive laying and removal)	[FEES FOR HIRE OR USE OF FACILITIES]	43
Processing /administration fee for all applications	[EXTENSION TO APPROVED DA WORKING HOURS]	126
Processing and Legal Fees	[(A) ADMINISTRATION FEE FOR ALLOWING ENTRIES ONTO TITLES OVER WHICH COUNCIL HAS A CAVEAT – MINOR MATTER (EG RE-FINANCING)]	15
Processing Charge – per hour (where applicable)	[ACCESS TO RECORDS BY NATURAL PERSONS ABOUT THEIR PERSONAL AFFAIRS]	56
Processing FeeAdministration Fee for Covenant, Withdrawal of Caveat - to extinguish, modify or release where Council is the authority.	[(B) PROCESSING FEE FOR COVENANT, WITHDRAWAL OF CAVEAT – TO EXTINGUISH, MODIFY OR RELEASE WHERE COUNCIL IS THE AUTHORITY (EXCLUDING LEGAL FEES AND DISBURSEMENTS)]	15
Processing per hour	[PROCESSING OF SUBPOENAS]	61
Professional casual	[COUNCIL-MANAGED TENNIS COURTS (ONLINE BOOKING SYSTEM)]	113
Professional permanent	[COUNCIL-MANAGED TENNIS COURTS (ONLINE BOOKING SYSTEM)]	114
Professional Rate per hour per field	[SYNTHETIC SPORTSFIELDS]	111
Projects where Council's pre-tender estimate is greater than \$1,000,000	[PURCHASE OF TENDER DOCUMENTS]	145
Projects where Council's pre-tender estimate is greater than \$250,000 but less than \$1,000,000	[PURCHASE OF TENDER DOCUMENTS]	145
Provision of 1,100 Litre Bin co-mingled collected weekly (1 pick-up) – Annual Charge	[(A) RECYCLING SERVICE CHARGE]	136
Provision of 240 Litre bin collected fortnightly	[(B) GARDEN WASTE SERVICE]	136
Provision of 240 Litre bin collected fortnightly	[(A) RECYCLING SERVICE CHARGE (ADDITIONAL)]	136
Provision of 240 Litre bin collected fortnightly	[(B) GARDEN WASTE SERVICE (ADDITIONAL)]	136
Provision of 240 Litre bin collected weekly (1 pick up) – Annual Charge	[(A) RECYCLING SERVICE CHARGE]	135
Provision of 660 Litre Bin co-mingled collected weekly (1 pick-up) – Annual Charge	[(A) RECYCLING SERVICE CHARGE]	136
Public Health Regulation Notification Fee (regulated system/s, public pool/spa, skin penetration premises)	[PUBLIC AND SEMI-PUBLIC SWIMMING POOLS]	124
Public Hearing	[NOTIFICATION FEES]	53
Public Hearing (if necessary) – cost recovery to Council	[CITY PLANNING]	50
Public holiday, cost per hour, per staff member - Minimum charge 3 hours, minimum 2 staff members required at the discretion of the Manager, City Activation	[STAFF CHARGES APPLICABLE TO HIRERS OF THE PUBLIC DOMAIN]	44
Public Programs – per person	[PUBLIC PROGRAMS – EPPING AQUATIC CENTRE ONLY (SHOULD THIS SAY PAC?)]	88
Public Transport and Active Transport Incentive	[FULL MEMBERSHIP]	95
Public Transport and Active Transport Incentive	[MEMBERSHIPS: FITNESS ONLY MEMBERSHIP]	97
Public Transport and Active Transport Incentive	[MEMBERSHIPS: SWIM MEMBERSHIP]	96
Purchase and renewal fee	[BUSINESS PARKING PERMIT]	80
Purchase and renewal fee – full pensioners, full time students, and unemployed	[RESIDENT PARKING PERMIT]	80
Purchase and renewal fee – full pensioners, full time students, and unemployed	[TRANSFERRABLE RESIDENT VISITORS PARKING PERMIT]	80
Purchase and renewal fee – ordinary	[RESIDENT PARKING PERMIT]	80
Purchase and renewal fee – ordinary	[TRANSFERRABLE RESIDENT VISITORS PARKING PERMIT]	80
Purchase of Plans (via outsourced information broker – Infotracks)	[COPY OF RATE NOTICE/INSTALMENT NOTICE]	58
Purchase of Signage – Confined space	[DIRECTIONAL/COMMUNITY SIGNS]	38
Purchase of Signage – Flood Warning Sign	[DIRECTIONAL/COMMUNITY SIGNS]	38
Purchase of Signage – OSD identification	[DIRECTIONAL/COMMUNITY SIGNS]	38
Purchase of Titles or Deeds (via outsourced information broker – Infotracks)	[COPY OF RATE NOTICE/INSTALMENT NOTICE]	58



Fee Name	Parent Name	Page
<b>R</b>		
Range from \$3.00 per hour to \$70.00 per day, per parking space (incl GST) Considering small alignment for market trend movements. Credit card surcharge fees will apply	[EAT STREET CAR PARK TARIFFS]	17
Rates and Other Refund Penalty Charge (except Pensioners)	[DISHONOURD DIRECT DEBIT]	61
Red Carpet Package	[COMMUNITY HUBS]	153
Refuges, etc.) – Actual Cost plus Inspection/Admin. Fee	[V] SPECIAL TRAFFIC FACILITIES (E.G. WOMBAT CROSSING, PEDESTRIAN]	142
Refundable bond to ensure compliance with rules and guidelines	[PARRAMATTA SQUARE (PSQ)]	46
Refundable bond to ensure compliance with rules and guidelines	[CENTENARY SQUARE (CSQ)]	47
Refundable bond to ensure compliance with rules and guidelines	[LGA-WIDE (EXCLUDING CENTENARY SQUARE AND PARRAMATTA SQUARE)]	47
Registered charity or non-profit community service organisation	[C. COMPLIANCE INSPECTION FEE – APPLICABLE WHERE REQUIRED FEE CHARGED ACCORDING TO CATEGORY OF PREMISES]	121
Registered Post	[COURIER & REGISTERED POST FEES]	58
Registration by Council – LG Act Section 608 (2)	[ANNUAL FIRE SAFETY STATEMENTS – EP&A REG CL. 177(1)]	126
Registration of private swimming pools (Section 30B (2)(b) of the Swimming Pools Act)	[SWIMMING POOLS ACT CERTIFICATES – FOR POOL BARRIER REQUIREMENTS]	128
Registration, variation, and removal of Planning Agreement and associated documents from property title (covenants, other land instruments, caveats)	[PRE-EXECUTION]	55
Regulated EV charging space monitoring and administration fee (excludes sign installation/ maintenance and any lease/license agreements)	[ELECTRIC VEHICLE CHARGING INFRASTRUCTURE ON COUNCIL ROADS]	82
Regulatory	[COP STANDARD DRAWINGS AND SPECS – A4 AND A3 PRINTS – EACH]	144
Regulatory	[COP STANDARD DRAWINGS AND SPECS – A4 BOOKLET OF ALL STANDARDS]	145
Regulatory	[COP DESIGN GUIDELINES – A4 BOOKLET]	145
Regulatory	[COP DESIGN GUIDELINES AND STANDARD DRAWINGS – PDF FORMAT BURNT ON A CD]	145
Reinspection Fee for Prohibition Order under the Public Health Regulation (per hour, maximum charge of 2 hours)	[PUBLIC AND SEMI-PUBLIC SWIMMING POOLS]	124
Reinspection of business after Notice/Direction issued (Fees are subject to change due to legislation changes)	[EP&A ACT COMPLIANCE COST NOTICE FEES]	117
Release Fee (1-30 head)	[SHEEP]	118
Release fee (per head)	[HORSES AND CATTLE]	118
Remainder (Fee / m)	[II] OTHER]	137
Removal and relocation per parking meter	[REMOVE, RELOCATE, MAKE GOODS FOR PARKING METER]	15
Renaming of Roads - Administrative Fee (per road)	[ROAD & PLACE NAMING]	19
Renaming of Roads - Public consultation/exhibition, advertising and gazettal	[ROAD & PLACE NAMING]	19
Renewal Fee	[SPACE MANAGEMENT]	20
Replacement Keys for Lost Keys/ additional requests for sportsgrounds	[BOND FOR PROVISION OF KEY – PER KEY]	113
Replacement membership cards. Per card.	[MEMBERSHIPS]	95
Replacement Parking Permit	[BUSINESS PARKING PERMIT]	80
Replacement Parking Permit – full pensioners, full time students, and unemployed	[RESIDENT PARKING PERMIT]	80
Replacement Parking Permit – full pensioners, full time students, and unemployed	[TRANSFERRABLE RESIDENT VISITORS PARKING PERMIT]	81
Replacement Parking Permit – ordinary	[RESIDENT PARKING PERMIT]	80
Replacement Parking Permit – ordinary	[TRANSFERRABLE RESIDENT VISITORS PARKING PERMIT]	81
Replacement Parking Permit Application Fee	[ON-STREET AND OFF STREET CAR SHARE SPACES IN THE PARRAMATTA CBD CORE]	81
Replacement Parking Permit Application Fee	[ON-STREET AND OFF-STREET CAR SHARE SPACES OUTSIDE THE PARRAMATTA CBD CORE]	81
Reprogramming of Parking Station APS machines for – Special Event Tariffs – Per Multi-Level car park	[PARKING STATIONS]	16
Request for access to information and processing	[INFORMAL GIPA REQUESTS]	60
Requests received from organisations for promotions, advertising commercial or exclusive use	[POOL HIRE FOR COMMERCIAL USE EPPING AQUATIC CENTRE ONLY]	104

continued on next page ...

Page 205 of 217

Fee Name	Parent Name	Page
<b>R</b> [continued]		
Requests received from organisations for promotions, advertising commercial or exclusive use Residential	[POOL HIRE FOR COMMERCIAL USE]	104
Residential Commercial Class 2 to 9 for works valued \$25,000 to \$250,000	[FLOOD LEVELS AND STORMWATER SYSTEM/DATA SEARCH]	84
Residential flat building, industrial and commercial (within Parramatta CBD)	[DEVELOPMENT SITES BONDS AND BANK GUARANTEES]	39
Residents of City of Parramatta	[DEVELOPMENT APPLICATION PRE-LODGE MENT CONSULTATION]	67
Resubmission of a 3D file – Amendment Fee	[MASTER LOCKSMITH ACCESS KEY (MLAK)]	170
	[DEVELOPMENT APPLICATIONS & PLANNING PROPOSALS 3D CAD MODELLING FEES]	40
Return Deposit	[CAT TRAP HIRE]	117
Returned Cheque/EFT	[DISHONOUR ED DIRECT DEBIT]	61
Review of additional studies required by Gateway Determination and prepared by applicant – 25% of category fee payable immediately plus additional costs i.e independent review may also be charged on cost recovery	[CITY PLANNING]	51
Road Grated Kerb Inlet Pit – New Stormwater Pit size 600mm X 1200mm and 1.2m depth with Grate (Bicycle Safe Grate and Frame) and Extended Kerb Inlet Lintel 3.7m long (external)	[REPAIR/RECONSTRUCTION OF STORMWATER DRAINAGE PITS/PIPES]	83
Road Opening Permit Application Fee	[(V) SPECIAL TRAFFIC FACILITIES (E.G. WOMBAT CROSSING, PEDESTRIAN)]	142
Road Pavements Restorations Fee	[RESTORATIONS]	144
Road Status Report	[PROPERTY SERVICES]	14
Rock Anchor Administrative Fee	[COUNCIL PROPERTY – ROCK ANCHOR PLACEMENT]	13
Rydalmere & other locations not listed above	[ALFRESCO DINING FEE]	14
<b>S</b>		
S611 – Annual charge relating to pipelines or other structures under Council roads	[SECTION 611 CHARGES]	20
Sale of Environmental Impact Statements	[SALE OF ENVIRONMENTAL IMPACT STATEMENTS]	76
Saturday to Sunday, cost per hour, per staff member - Minimum charge 3 hours, minimum 2 staff members required at the discretion of the Manager, City Activation	[STAFF CHARGES APPLICABLE TO HIRERS OF THE PUBLIC DOMAIN]	44
Sauna/Steam/Spa (includes pool entry)	[SAUNA/SPA/STEAM]	93
Sauna/Steam/Spa 10 Visit Pass (includes pool entry)	[SAUNA/SPA/STEAM]	93
Sauna/Steam/Spa 20 Visit Pass (Includes pool entry)	[SAUNA/SPA/STEAM]	93
Saw cutting (up to 100mm depth) – per mtr.	[GUTTER ONLY]	142
School Canteen (run by P & C – not for profit)	[5. FOOD PREMISES – ANNUAL ADMINISTRATION FEE – HIGH & MEDIUM RISK BUSINESSES ONLY AS PER NSW FOOD AUTHORITY CATEGORIES]	123
School Group Entry per person	[OTHER ENTRY FEES – POOLS]	93
School Group Entry per person	[SCHOOL GROUPS AND PROGRAMS - EPPING AQUATIC CENTRE]	86
School Groups (subject to official booking made prior to entry – school hours only 9:00am – 3:00pm)	[AQUATIC FACILITIES]	93
School Rate per hour	[SYNTHETIC SPORTSFIELDS]	111
Schools	[BOND FOR PROVISION OF KEY – PER KEY]	113
Search Fee to identify presenters bank account	[PRESENTED CHEQUE SEARCH]	61
Season Rate per hour	[SYNTHETIC SPORTSFIELDS]	111
Section 10.7 (1) & 10.7 (5) EP&A Act – Combined Advice	[PLANNING CERTIFICATE – EP&A REG SCHEDULE 4 PART 9 9.7-9.8]	74
Section 10.7 (1) EP&A Act	[PLANNING CERTIFICATE – EP&A REG SCHEDULE 4 PART 9 9.7-9.8]	74
Section 10.7 (5) EP&A Act – Additional Advice	[PLANNING CERTIFICATE – EP&A REG SCHEDULE 4 PART 9 9.7-9.8]	74
Section 603 LGA	[RATE INFORMATION CERTIFICATION – STATUTORY – SECTION 603 LGA]	62
Section 88B – Creation and release of easements	[PROCESSING AND RELEASE OF REQUESTS UNDER THE CONVEYANCING ACT NOT BEING PART OF A SUBDIVISION OR CONSOLIDATION APPLICATION]	64
Section 88E – Regulation of use of land	[PROCESSING AND RELEASE OF REQUESTS UNDER THE CONVEYANCING ACT NOT BEING PART OF A SUBDIVISION OR CONSOLIDATION APPLICATION]	64

continued on next page ...

Page 206 of 217

Fee Name	Parent Name	Page
<b>S</b> [continued]		
Section 88G – Certificate of amount payable due to failure to comply with a public positive covenant on land – Conveyancing (General) Reg Cl. 29	[PROCESSING AND RELEASE OF REQUESTS UNDER THE CONVEYANCING ACT NOT BEING PART OF A SUBDIVISION OR CONSOLIDATION APPLICATION]	65
Security Concierge (Weekdays)	[COMMUNITY HUBS]	152
Security Concierge (Weekends/Public Holidays)	[COMMUNITY HUBS]	152
Select Activities – per participant	[CHILDREN & YOUTH ACTIVITIES]	169
Senior Solicitor (more than 10 yrs post graduate experience) – Per Hour	[LEGAL SERVICES]	60
Sheep	[SHEEP]	118
Silver Squad per month.	[SWIM SQUAD PROGRAMS]	99
Single crossing fee (Survey, design, specification – 2 site inspections)	[RESIDENTIAL (STANDARD)]	138
Single crossing fee (Survey, design, specification – 3 site inspections)	[FLATS/COMMERCIAL/INDUSTRIAL (HEAVY DUTY)]	138
Single frontage fee	[(I) SINGLE RESIDENCES]	137
Site inspection and assessment	[STORMWATER SITE INSPECTIONS & REVIEWS]	84
Site Stormwater drainage connections	[STORMWATER DESIGN CHECKING & APPROVALS]	84
Small Meeting Room – (Commercial)	[WEEKDAY RATES (HOURLY) (MONDAY – THURSDAY 9AM - 8PM) (FRIDAY 9AM - 5PM) ]	160
Small Meeting Room – (Commercial)	[WEEKEND/PUBLIC HOLIDAY RATES (HOURLY) (9AM TO 5PM)]	164
Small Meeting Room – (Community)	[WEEKDAY RATES (HOURLY) (MONDAY – THURSDAY 9AM - 8PM) (FRIDAY 9AM - 5PM) ]	160
Small Meeting Room – (Community)	[WEEKEND/PUBLIC HOLIDAY RATES (HOURLY) (9AM TO 5PM)]	164
Small Meeting Room – (Unfunded Not for Profit)	[WEEKDAY RATES (HOURLY) (MONDAY – THURSDAY 9AM - 8PM) (FRIDAY 9AM - 5PM) ]	160
Small Meeting Room – (Unfunded Not for Profit)	[WEEKEND/PUBLIC HOLIDAY RATES (HOURLY) (9AM TO 5PM)]	164
Small-sized – 5 or less equivalent full time food handlers selling high risk food but no direct food handling required (eg. packaged only)	[5. FOOD PREMISES – ANNUAL ADMINISTRATION FEE – HIGH & MEDIUM RISK BUSINESSES ONLY AS PER NSW FOOD AUTHORITY CATEGORIES]	122
Social Outings in a group Monday – Friday 9am to 8pm	[COMMUNITY CARE FEES FOR HOME CARE PACKAGES]	151
Social Support per hour Monday – Friday 8am to 8pm	[COMMUNITY CARE FEES FOR HOME CARE PACKAGES]	151
Solicitor (with less than 10 years post graduate experience) – Per Hour	[LEGAL SERVICES]	60
Sound Studio – (Commercial)	[WEEKDAY RATES (HOURLY) (MONDAY – THURSDAY 9AM - 8PM) (FRIDAY 9AM - 5PM) ]	161
Sound Studio – (Commercial)	[WEEKEND/PUBLIC HOLIDAY RATES (HOURLY) (9AM TO 5PM)]	165
Sound Studio – (Community)	[WEEKDAY RATES (HOURLY) (MONDAY – THURSDAY 9AM - 8PM) (FRIDAY 9AM - 5PM) ]	161
Sound Studio – (Community)	[WEEKEND/PUBLIC HOLIDAY RATES (HOURLY) (9AM TO 5PM)]	165
Sound Studio – (Unfunded Not for Profit)	[WEEKDAY RATES (HOURLY) (MONDAY – THURSDAY 9AM - 8PM) (FRIDAY 9AM - 5PM) ]	161
Sound Studio – (Unfunded Not for Profit)	[WEEKEND/PUBLIC HOLIDAY RATES (HOURLY) (9AM TO 5PM)]	165
Spa Pools (First Spa)	[PUBLIC AND SEMI-PUBLIC SWIMMING POOLS]	124
Spectator 10 visit pass	[MULTI VISIT PASSES]	89
Spectator 10 visit pass	[POOL ENTRY VISIT PASSES]	93
Spectator Fee	[EPPING AQUATIC CENTRE AND MACARTHUR GIRLS HIGH SCHOOL.]	86
Spectator Fee	[AQUATIC FACILITIES]	92
Sportsground Floodlighting	[CANTEEN – FULL DAY AND HALF DAY – SEASONAL USE CANTEEN]	110
SSD and SSI Request for advice	[STATE SIGNIFICANT DEVELOPMENT (SSD)AND STATE SIGNIFICANT INFRASTRUCTURE (SSI)]	75
Staff hire penalty rate – per hour (min3 hour call applies)	[CHARGES NOT INCLUDED IN HIRE RATES]	134
Staff hire rate – per hour (minimum 3 hour call applies)	[CHARGES NOT INCLUDED IN HIRE RATES]	134
Stage Hire - Large	[COMMUNITY HUBS]	152
Stage Hire - Small	[COMMUNITY HUBS]	152
Stale Cheque Processing Fee (unpresented after 6 months)	[DISHONOURD DIRECT DEBIT]	61
Stall lighting (per stall)	[FEES FOR HIRE OR USE OF FACILITIES]	43
Stamping Additional Plans & Specifications – LG Act Section 608 (2) Per Set	[STAMPING ADDITIONAL PLANS & SPECIFICATIONS – LG ACT SECTION 608 (2) PER SET]	76
Standard contract or deed	[LEGAL SERVICES]	60
Standard fee to be paid by the owner of an abandoned vehicle prior to the release of the vehicle	[ABANDONED VEHICLES – REMOVAL AND STORAGE]	114
Standard lease or licence	[LEGAL SERVICES]	60

continued on next page ...

Page 207 of 217



Fee Name	Parent Name	Page
<b>S</b> [continued]		
Standard meal Package (home delivered) – per meal pack includes main meal, soup or standard dessert and juice	[INDIVIDUAL – FULL AND PART-PENSIONER DISCOUNTED FEE]	148
Standard meal Package (home delivered) – per meal pack includes main meal, soup or standard dessert and juice	[INDIVIDUAL – COMMONWEALTH SENIORS AND LOW INCOME HEALTH CARD HOLDERS DISCOUNTED FEE]	148
Standard Meal Package (home delivered) – per meal pack includes main meal, soup or standard dessert and juice	[INDIVIDUAL – FULL FEE RATE]	148
Standard parking area agreement	[LEGAL SERVICES]	60
Standard site (3 metres x 3 metres)	[LGA-WIDE (EXCLUDING CENTENARY SQUARE AND PARRAMATTA SQUARE)]	48
Standard site (3 metres x 3 metres)	[CENTENARY SQUARE (CSQ)]	48
Standard Site (3 metres x 3 metres)	[PARRAMATTA SQUARE (PSQ)]	48
Storage charges per day	[(A) LIGHT VEHICLES]	114
Storage charges per day	[(B) HEAVY VEHICLES]	114
Storage charges per day	[FEE FOR ADMINISTRATION, ADVERTISING, SEIZURE, TAKING CHARGES, REMOVAL COSTS AND RELEASE FEE (MAXIMUM)]	118
Strata Subdivision	[-]	68
Street furniture per item – For all works valued over \$250,000	[STREET TREE AND FURNITURE BONDS]	38
Street sweeper hire (minimum hire 4 hours) – per hr charge	[CLEANSING]	135
Street tree bond (per street tree) – For all works valued over \$250,000	[STREET TREE AND FURNITURE BONDS]	38
Student 20 Visit Pass	[MULTI VISIT PASSES]	88
Subsequent referral for developments – 3 storeys or less	[DEVELOPMENT TO BE REFERRED TO A DESIGN EXCELLENCE ADVISORY PANEL (INITIAL DEVELOPMENT APPLICATIONS)]	40
Subsequent referral for developments – 3 storeys or less	[DEVELOPMENT TO BE REFERRED TO A DESIGN EXCELLENCE ADVISORY PANEL (\$4.55 MODIFICATION APPLICATIONS)]	41
Sun- Thur First Additional Performance	[RIVERSIDE THEATRE LEVEL 1]	129
Sun- Thur Further additional Performances	[ADDITIONAL PERFORMANCES]	131
Sunday to Thursday*	[ONE PERFORMANCE ONLY]	131
Sunday to Thursday*	[ONE PERFORMANCE ONLY]	132
Sunday to Thursday*	[ONE PERFORMANCE ONLY]	133
Sunday to Thursday*	[COURTYARD (FULL DAY)]	133
Sunday to Thursday*	[COURTYARD (HALF DAY)]	134
Sunday to Thursday*	[ONE PERFORMANCE ONLY]	129
Sunday to Thursday*	[ONE PERFORMANCE ONLY]	130
Sunday to Thursday*	[ONE PERFORMANCE ONLY]	130
Sunday to Thursday*	[COURTYARD (FULL DAY)]	128
Sunday to Thursday*	[COURTYARD (HALF DAY)]	128
Sunday-Thursday (First Additional Performance)	[ADDITIONAL PERFORMANCES]	131
Sun-Thu - (First Additional Performance)	[ADDITIONAL PERFORMANCES]	131
Sun-Thu - Further Additional Performances	[ADDITIONAL PERFORMANCES]	131
Sun-Thu - Further Additional Performances	[ADDITIONAL PERFORMANCES]	129
Sun-Thu - Further Additional Performances	[ADDITIONAL PERFORMANCES]	130
Sun-Thu - Further Additional Performances	[ADDITIONAL PERFORMANCES]	133
Sun-Thu (First Additional Performance)	[ADDITIONAL PERFORMANCES]	129
Sun-Thu (First Additional Performance)	[ADDITIONAL PERFORMANCES]	130
Sun-Thu Further Additional Performances	[ADDITIONAL PERFORMANCES]	132
Sun-Thur (First Additional Performance)	[ADDITIONAL PERFORMANCES]	132
Sun-Thur First (Additional Performance)	[ADDITIONAL PERFORMANCES]	133
Supermarkets, hotels/motels/clubs, Liquor Licensed outlets with between 3 & 6 food/beverage service areas	[CATEGORY 2]	120
Surcharge for Night/Weekend Work due to Location (CBD/State/Regional Road) or required by RMS Restrictions	[DISCRETIONARY DISCOUNT FOR LARGE AREAS]	143
Surrender Cat	[COMPANION ANIMALS IMPOUNDING FEES – PREFERRED VET]	119
Surrender Cat	[COMPANION ANIMALS IMPOUNDING FEES – (BLACKTOWN POUND)]	119
Surrender Dog	[COMPANION ANIMALS IMPOUNDING FEES – PREFERRED VET]	119
Surrender Dog	[COMPANION ANIMALS IMPOUNDING FEES – (BLACKTOWN POUND)]	119
Swimming Carnival (Day) – full day (Schools outside Parramatta LGA)	[SWIMMING CARNIVAL]	99
Swimming Carnival (Day) – full day (Schools within Parramatta LGA)	[SWIMMING CARNIVAL]	99

continued on next page ...

Page 208 of 217

Fee Name	Parent Name	Page
<b>S</b> [continued]		
Swimming Carnival (Day) – full day (up to 6 hours) – use of the 50m pool only (Non-Parramatta LGA) PLUS normal Pool entry	[SWIMMING CARNIVAL]	87
Swimming Carnival (Day) – full day (up to 6 hours) – use of the 50m pool only (Parramatta LGA) PLUS normal Pool entry	[SWIMMING CARNIVAL]	87
Swimming Carnival (Evening) – after 6pm (Plus normal Pool entry)	[SWIMMING CARNIVAL – OTHER CHARGES]	99
Swimming Carnival (Evening) – after 6pm (Plus normal Pool entry) Epping Aquatic Centre ONLY	[SWIMMING CARNIVAL]	87
Swimming Pool Inspection Fee (including Compliance Certificate and re-inspection fee of \$100 which will be refunded if re-inspection does not occur)	[2. SWIMMING POOLS]	28
Swimming Pool Re-inspection Fee	[SWIMMING POOLS ACT CERTIFICATES – FOR POOL BARRIER REQUIREMENTS]	127
Swimming School Safety – Resuscitation Posters	[SWIMMING POOLS ACT CERTIFICATES – FOR POOL BARRIER REQUIREMENTS]	127
<b>T</b>		
Table: 1.8m	[FEES FOR HIRE OR USE OF FACILITIES]	43
Table: Cafe 90cm round	[FEES FOR HIRE OR USE OF FACILITIES]	43
Tablecloths	[COMMUNITY HUBS]	152
Tables and Chairs Set Up (within the hours hired by hirer)	[ADDITIONAL VENUE HIRE MISCELLANEOUS FEES]	159
Tablets	[ADDITIONAL VENUE HIRE MISCELLANEOUS FEES]	158
Tea and Coffee (per person - all day service)	[COMMUNITY HUBS]	152
Tea and Coffee (per person)	[COMMUNITY HUBS]	152
Tech Hub – (Commercial)	[WEEKDAY RATES (HOURLY) (MONDAY – THURSDAY 9AM - 8PM) (FRIDAY 9AM - 5PM) ]	161
Tech Hub – (Commercial)	[WEEKEND/PUBLIC HOLIDAY RATES (HOURLY) (9AM TO 5PM)]	165
Tech Hub – (Community)	[WEEKDAY RATES (HOURLY) (MONDAY – THURSDAY 9AM - 8PM) (FRIDAY 9AM - 5PM) ]	161
Tech Hub – (Community)	[WEEKEND/PUBLIC HOLIDAY RATES (HOURLY) (9AM TO 5PM)]	165
Tech Hub – (Unfunded Not for Profit)	[WEEKDAY RATES (HOURLY) (MONDAY – THURSDAY 9AM - 8PM) (FRIDAY 9AM - 5PM) ]	161
Tech Hub – (Unfunded Not for Profit)	[WEEKEND/PUBLIC HOLIDAY RATES (HOURLY) (9AM TO 5PM)]	165
Technical Music Producer – Hourly Rate (minimum 4 hours)	[ADDITIONAL VENUE HIRE MISCELLANEOUS FEES]	158
Temporary Food Application Fee (per application)	[4. TEMPORARY FOOD STALLS]	122
Temporary removal per parking meter	[REMOVE, RELOCATE, MAKE GOODS FOR PARKING METER]	15
Temporary Road Closure (refer to Traffic under Temporary Road Occupancy)	[ROAD CLOSURES – ADMINISTRATION FEE FOR THE PROCESSING OF ROAD CLOSURE APPLICATIONS]	19
Term Fees (1 session per week) 10 Sessions per term (NSW Gov Sch Term)	[SQUAD RATES]	91
Term Fees (1 session per week) 10 Sessions per term (NSW Gov Sch Term)	[SQUAD RATES – CONCESSION]	91
Term Fees (1 session per week) 10 Sessions per term (NSW Gov Sch Term)	[SQUAD RATES]	88
Term Fees (1 session per week) 10 Sessions per term (NSW Gov Sch Term)	[SQUAD RATES – CONCESSION]	88
The approval of Night Games is subject to the conditions of the DA Consent	[CANTEEN – FULL DAY AND HALF DAY – SEASONAL USE CANTEEN]	111
The combination of pool hire and participant entry fees must allow full cost recovery Otherwise a surcharge to cover the difference will be incurred Bookings at discretion of Aquatic Operations Manager	[POOL HIRE – AFTER HOURS]	103
The use and erection of structures including jumping castles, petting zoos, stalls, marquees, staging, and sound amplification	[ADDITIONAL CHARGES FOR SPORTING FIELDS PARKS AND RESERVES]	113
Then per 1/4 hour thereafter	[MONITORING COMPLIANCE OF RESTRICTED PREMISES INCLUDING BROTHELS MASSAGE PARLOURS AND OTHER REGULATED OR SIMILAR PREMISES]	127
Three Quarter Size and Half Size Synthetic Fields will be charged at 75% and 50% of full size rate	[SYNTHETIC SPORTSFIELDS]	111
Toddlers Pool – Thirds Only – per hour	[LANE HIRE EPPING AQUATIC CENTRE ONLY]	104

continued on next page ...

Page 209 of 217

Fee Name	Parent Name	Page
<b>T</b> [continued]		
Toddlers Pool – Thirds Only – per hour	[CASUAL LANE HIRE EPPING AQUATIC CENTRE ONLY – ALL OTHER HIRERS]	104
Tower Crane Application fee	[FOOTPATH HOARDINGS – ROADS ACT SECTION 138 AND EP&A ACT SECTION 91]	36
Tower Crane Monthly Fee – Slewing over Council property WITH Work Zone	[FOOTPATH HOARDINGS – ROADS ACT SECTION 138 AND EP&A ACT SECTION 91]	36
Tower Crane Monthly Fee – Slewing over Council property WITHOUT Work Zone	[FOOTPATH HOARDINGS – ROADS ACT SECTION 138 AND EP&A ACT SECTION 91]	37
Town houses / Villas	[NEW DWELLINGS – MUTI DWELLING DEVELOPMENT]	34
Traffic Facilities in accordance within Schedule 4(4) of the Delegations to Council	[ASSESSMENT OF TRAFFIC FACILITY PLANS TO BE DELIVERED AS PART OF A CONDITION OF CONSENT THROUGH TRAFFIC COMMITTEE PROCESS (EXC. SUPPLY AND INSTALLATION)]	76
Traffic Facilities other than those within Schedule 4(4) of the Delegations to Council and/or changes to parking restrictions and/or linemarking greater than 50m which do not require advertisement within a local newspaper	[ASSESSMENT OF TRAFFIC FACILITY PLANS TO BE DELIVERED AS PART OF A CONDITION OF CONSENT THROUGH TRAFFIC COMMITTEE PROCESS (EXC. SUPPLY AND INSTALLATION)]	76
Transition from Learn To Swim	[SWIM SQUAD PROGRAMS]	99
Tue, – per day (Pre-School & Baby/Toddler Room)	[NORTHMEAD/REDBANK CHILDREN'S CENTRE]	146
Tue, – per day (Pre-School & Baby/Toddler Room)	[JUBILEE PARK CHILD CARE CENTRE]	147
Tue, Wed, Thur – per day (Pre-School & Baby/Toddler Room)	[DUNDAS CHILDCARE CENTRE]	146
Tue, Wed, Thur – per day (Pre-School & Baby/Toddler Room)	[POSSUM PATCH CHILD CARE CENTRE]	146
Two frontages fee	[(I) SINGLE RESIDENCES]	137
Type A – Fence type	[APPLICATION FEE – LG ACT SECTION 608 (2)]	37
Type B and Overhead type	[APPLICATION FEE – LG ACT SECTION 608 (2)]	37
<b>U</b>		
Universal lock box for residential flat buildings	[BIN REPLACEMENT]	137
Up to \$5,000	[DEVELOPMENT INVOLVING THE ERECTION OF A BUILDING, THE CARRYING OUT OF WORK OR THE DEMOLITION OF A WORK OR A BUILDING]	65
Up to \$5,000	[APPLICATION FOR REVIEW UNDER THE ACT, SECTION 8.3 THAT RELATES TO A DEVELOPMENT APPLICATION, FOR DEVELOPMENT WITH AN ESTIMATED COST OF]	73
Up to \$5,000	[ MODIFICATION APPLICATION UNDER THE ACT, SECTION 4.55(2) OR 4.56(1) THAT DOES NOT, IN THE CONSENT AUTHORITY'S OPINION, INVOLVE MINIMAL ENVIRONMENTAL IMPACT, IF THE FEE FOR THE ORIGINAL APPLICATION WAS 1 FEE UNIT OR MORE AND THE APPLICATION RELATES TO AN ORIGINAL DEVELOPMENT APPLICATION, OTHER THAN AN ORIGINAL DEVELOPMENT APPLICATION SPECIFIED IN ITEM 4.3 OR 4.4, WITH AN ESTIMATED COST OF DEVELOPMENT OF]	70
Up to 1.2m2	[FEE FOR ADMINISTRATION, ADVERTISING, SEIZURE, TAKING CHARGES, REMOVAL COSTS AND RELEASE FEE (MAXIMUM)]	118
Up to 200 square metres	[FLOOR AREA OF BUILDING OR PART]	25
Urgency Fee for 24 hr service	[OUTSTANDING NOTICE/ORDERS – 735A LG ACT AND 121ZP EPA ACT]	115
Urgency Fee for Planning Certificate – LG Act Section 608 (2)	[PLANNING CERTIFICATE – EP&A REG SCHEDULE 4 PART 9 9.7-9.8]	75
Urgency fee for Road Occupancy approval within 24 hours (in addition to application fee, excluding Road Closures)	[ROAD/FOOTPATH OCCUPANCY]	78
Urgency Fee for Section 603 LGA – same day service per fax	[RATE INFORMATION CERTIFICATION – STATUTORY – SECTION 603 LGA]	62
Urgency fee for Waste Container approval within 24 hours (in addition to the above fee)	[OVER 10M3 PER CONTAINER PER DAY OR PART THEREOF]	80
Urgency fee for Works Zone approval within 5 weeks for new applications and within 3 weeks for amendments to existing Works Zones (in addition to application fee)	[WORK ZONES]	77
Use of Council Buildings	[FILMING IN AREAS UNDER COUNCIL'S CONTROL]	43
Use of Roads and Road Closures	[FILMING IN AREAS UNDER COUNCIL'S CONTROL]	43



Fee Name	Parent Name	Page
<b>V</b>		
Valuation Fee	[LAND ANNUAL OCCUPATION CHARGE]	13
Valuation Fee	[SPACE MANAGEMENT]	20
Video Conferencing - Trolley	[COMMUNITY HUBS]	152
Video Conferencing Camera	[ADDITIONAL VENUE HIRE MISCELLANEOUS FEES]	158
VPA Advertising	[PRE-EXECUTION]	55
VPA Notice of Intent / Administration Fee	[PRE-EXECUTION]	54
VPA Re-Advertising	[PRE-EXECUTION]	55
<b>W</b>		
Warm Water Premises	[COOLING TOWERS AND WARM WATER SYSTEMS]	123
Waste Removal	[ADDITIONAL VENUE HIRE MISCELLANEOUS FEES]	159
Waste Removal	[COMMUNITY HUBS]	153
Water Polo Games	[WATERPOLO GAMES AND TRAINING]	99
Water Polo Per Hour (in addition to admission fee)	[WATERPOLO GAMES AND TRAINING]	100
Waterpolo Training per person (Minimum charge of 20 players per game)	[WATERPOLO GAMES AND TRAINING]	99
Weekly (7 Days/ Week Access)	[COMMERCIAL/ PRIVATE USERS]	157
Weekly (7 Days/ Week Access)	[COMMUNITY/ NOT FOR PROFIT/ CHARITY]	157
West Terrace – (Community)	[WEEKDAY RATES (HOURLY) (MONDAY – THURSDAY 9AM - 8PM) (FRIDAY 9AM - 5PM) ]	161
West Terrace – (Community)	[WEEKEND/PUBLIC HOLIDAY RATES (HOURLY) (9AM TO 5PM)]	165
West Terrace (Level 3) – (Commercial)	[WEEKDAY RATES (HOURLY) (MONDAY – THURSDAY 9AM - 8PM) (FRIDAY 9AM - 5PM) ]	161
West Terrace (Level 3) – (Commercial)	[WEEKDAY (DAILY RATE) (MONDAY – THURSDAY 9AM TO 8PM) (FRIDAY 9AM - 5PM) ]	162
West Terrace (Level 3) – (Commercial)	[WEEKEND/PUBLIC HOLIDAY RATES (HOURLY) (9AM TO 5PM)]	165
West Terrace (Level 3) – (Commercial)	[WEEKEND/PUBLIC HOLIDAY (DAILY RATE) (9AM TO 5PM)]	166
West Terrace (Level 3) – (Community)	[WEEKDAY (DAILY RATE) (MONDAY – THURSDAY 9AM TO 8PM) (FRIDAY 9AM - 5PM) ]	162
West Terrace (Level 3) – (Community)	[WEEKEND/PUBLIC HOLIDAY (DAILY RATE) (9AM TO 5PM)]	166
West Terrace (Level 3) – (Unfunded Not for Profit)	[WEEKDAY RATES (HOURLY) (MONDAY – THURSDAY 9AM - 8PM) (FRIDAY 9AM - 5PM) ]	161
West Terrace (Level 3) – (Unfunded Not for Profit)	[WEEKDAY (DAILY RATE) (MONDAY – THURSDAY 9AM TO 8PM) (FRIDAY 9AM - 5PM) ]	162
West Terrace (Level 3) – (Unfunded Not for Profit)	[WEEKEND/PUBLIC HOLIDAY RATES (HOURLY) (9AM TO 5PM)]	165
West Terrace (Level 3) – (Unfunded Not for Profit)	[WEEKEND/PUBLIC HOLIDAY (DAILY RATE) (9AM TO 5PM)]	166
Where an Alternate Assessment path is agreed by Council and Applicant (all statutory fees must be paid to council)	[ALTERNATE ASSESSMENT PATH]	63
Where applicable bonds maybe increased for events / functions that are deemed high risk	[COMMUNITY HALLS AND MEETING ROOM HIRE]	106
Where Council has been elected as Principal Certifying Authority and the Construction Certificate has been issued by another authority	[WHERE ESTIMATED COST OF CONSTRUCTION IS]	36
Wireless Microphone - Handheld	[COMMUNITY HUBS]	152
Wireless Microphone - Headset	[COMMUNITY HUBS]	152
Works valued over \$1,000,000	[DEVELOPMENT SITES BONDS AND BANK GUARANTEES]	39
Works valued over \$1,000,000	[DEVELOPMENT SITES BONDS AND BANK GUARANTEES]	39
Works valued over \$250,000 to \$1,000,000	[DEVELOPMENT SITES BONDS AND BANK GUARANTEES]	39
<b>Y</b>		
Yearly (7 Days/ Week Access)	[COMMERCIAL/ PRIVATE USERS]	157
Yearly (7 Days/ Week Access)	[COMMUNITY/ NOT FOR PROFIT/ CHARITY]	158
<b>Other</b>		
\$1 to \$50,000	[WHERE ESTIMATED COST OF CONSTRUCTION IS]	35
\$1,000,001 – \$10,000,000	[DEVELOPMENT INVOLVING THE ERECTION OF A BUILDING, THE CARRYING OUT OF WORK OR THE DEMOLITION OF A WORK OR A BUILDING]	66
\$1,000,001 – \$10,000,000	[APPLICATION FOR REVIEW UNDER THE ACT, SECTION 8.3 THAT RELATES TO A DEVELOPMENT APPLICATION, FOR DEVELOPMENT WITH AN ESTIMATED COST OF]	73

Fee Name	Parent Name	Page
\$1,000,001 – \$10,000,000	[ MODIFICATION APPLICATION UNDER THE ACT, SECTION 4.55(2) OR 4.56(1) THAT DOES NOT, IN THE CONSENT AUTHORITY'S OPINION, INVOLVE MINIMAL ENVIRONMENTAL IMPACT, IF THE FEE FOR THE ORIGINAL APPLICATION WAS 1 FEE UNIT OR MORE AND THE APPLICATION RELATES TO AN ORIGINAL DEVELOPMENT APPLICATION, OTHER THAN AN ORIGINAL DEVELOPMENT APPLICATION SPECIFIED IN ITEM 4.3 OR 4.4, WITH AN ESTIMATED COST OF DEVELOPMENT OF]	71
\$250,001 – \$500,000	[DEVELOPMENT INVOLVING THE ERECTION OF A BUILDING, THE CARRYING OUT OF WORK OR THE DEMOLITION OF A WORK OR A BUILDING]	66
\$250,001 – \$500,000	[APPLICATION FOR REVIEW UNDER THE ACT, SECTION 8.3 THAT RELATES TO A DEVELOPMENT APPLICATION, FOR DEVELOPMENT WITH AN ESTIMATED COST OF]	73
\$250,001 – \$500,000	[ MODIFICATION APPLICATION UNDER THE ACT, SECTION 4.55(2) OR 4.56(1) THAT DOES NOT, IN THE CONSENT AUTHORITY'S OPINION, INVOLVE MINIMAL ENVIRONMENTAL IMPACT, IF THE FEE FOR THE ORIGINAL APPLICATION WAS 1 FEE UNIT OR MORE AND THE APPLICATION RELATES TO AN ORIGINAL DEVELOPMENT APPLICATION, OTHER THAN AN ORIGINAL DEVELOPMENT APPLICATION SPECIFIED IN ITEM 4.3 OR 4.4, WITH AN ESTIMATED COST OF DEVELOPMENT OF]	70
\$5,001 – \$250,000	[APPLICATION FOR REVIEW UNDER THE ACT, SECTION 8.3 THAT RELATES TO A DEVELOPMENT APPLICATION, FOR DEVELOPMENT WITH AN ESTIMATED COST OF]	73
\$5,001 – \$250,000	[ MODIFICATION APPLICATION UNDER THE ACT, SECTION 4.55(2) OR 4.56(1) THAT DOES NOT, IN THE CONSENT AUTHORITY'S OPINION, INVOLVE MINIMAL ENVIRONMENTAL IMPACT, IF THE FEE FOR THE ORIGINAL APPLICATION WAS 1 FEE UNIT OR MORE AND THE APPLICATION RELATES TO AN ORIGINAL DEVELOPMENT APPLICATION, OTHER THAN AN ORIGINAL DEVELOPMENT APPLICATION SPECIFIED IN ITEM 4.3 OR 4.4, WITH AN ESTIMATED COST OF DEVELOPMENT OF]	70
\$5,001 – \$50,000	[DEVELOPMENT INVOLVING THE ERECTION OF A BUILDING, THE CARRYING OUT OF WORK OR THE DEMOLITION OF A WORK OR A BUILDING]	65
\$50,000 to 100,000	[WHERE ESTIMATED COST OF CONSTRUCTION IS]	35
\$50,001 – \$250,000	[DEVELOPMENT INVOLVING THE ERECTION OF A BUILDING, THE CARRYING OUT OF WORK OR THE DEMOLITION OF A WORK OR A BUILDING]	65
\$500,001 – \$1,000,000	[DEVELOPMENT INVOLVING THE ERECTION OF A BUILDING, THE CARRYING OUT OF WORK OR THE DEMOLITION OF A WORK OR A BUILDING]	66
\$500,001 – \$1,000,000	[APPLICATION FOR REVIEW UNDER THE ACT, SECTION 8.3 THAT RELATES TO A DEVELOPMENT APPLICATION, FOR DEVELOPMENT WITH AN ESTIMATED COST OF]	73
\$500,001 – \$1,000,000	[ MODIFICATION APPLICATION UNDER THE ACT, SECTION 4.55(2) OR 4.56(1) THAT DOES NOT, IN THE CONSENT AUTHORITY'S OPINION, INVOLVE MINIMAL ENVIRONMENTAL IMPACT, IF THE FEE FOR THE ORIGINAL APPLICATION WAS 1 FEE UNIT OR MORE AND THE APPLICATION RELATES TO AN ORIGINAL DEVELOPMENT APPLICATION, OTHER THAN AN ORIGINAL DEVELOPMENT APPLICATION SPECIFIED IN ITEM 4.3 OR 4.4, WITH AN ESTIMATED COST OF DEVELOPMENT OF]	71
(1) New dwelling and alterations/additions to existing dwelling	[NOTIFICATION OF A DEVELOPMENT APPLICATION]	71
(2) Other residential development i.e. dual occupancy	[NOTIFICATION OF A DEVELOPMENT APPLICATION]	72
(3) Non residential development	[NOTIFICATION OF A DEVELOPMENT APPLICATION]	72
(a) less than 1 fee unit, or (b) 1 fee unit or more and the original development application did not involve the erection of a building, the carrying out of a work or the demolition of a work or building	[APPLICATION UNDER SECTION 4.55(2) OR SECTION 4.56(1) – WHERE THE CONSENT AUTHORITY IS OF THE OPINION THERE IS NOT MINIMAL ENVIRONMENTAL IMPACT, IF THE FEE FOR THE ORIGINAL DEVELOPMENT APPLICATION WAS]	70
(a) the fee for the original development application was 1 fee unit or more, and (b) the original development application involved the erection of a dwelling house with an estimated cost of \$100,000 or less	[MODIFICATION APPLICATION UNDER THE ACT, SECTION 4.55(2) OR 4.56(1) THAT DOES NOT, IN THE CONSENT AUTHORITY'S OPINION, INVOLVE MINIMAL ENVIRONMENTAL IMPACT, IF]	70
(a) for a de sexed animal (except owned by an eligible pensioner)	[REGISTRATION FEES PAYABLE FOR THE REGISTRATION OF A COMPANION ANIMAL]	115

continued on next page ...

Page 212 of 217

Fee Name	Parent Name	Page
<b>Other</b> [continued]		
(a) in the case of designated development	[NOTIFICATION OF A DEVELOPMENT APPLICATION - EP&A REG SCHEDULE 4 PART 3 ITEM 3.5-3.7 ADDITIONAL FEE TO ANY OTHER FEES PAYABLE]	72
(a) Inspection Fee – One (1) Crossing	[FEES AND BONDS FOR CONSTRUCTION OF SPECIAL VEHICULAR FOOTPATH CROSSINGS AND ASSOCIATED WORKS BY OWNER'S CONTRACTOR]	139
(a) Package (includes mandatory building inspections)	[1. BUILDING ALTERATIONS (INTERNAL, PER FLOOR OF WORKS)]	28
(a) Package (includes mandatory building inspections)	[2. CHANGE OF USE OF PREMISES]	29
(a) Package (includes mandatory building inspections)	[3. MECHANICAL VENTILATION SYSTEMS]	29
(a) Package (includes mandatory building inspections)	[4. SHOP FRONT AND AWNING ALTERATIONS]	29
(a) Package (includes mandatory building inspections)	[5. SKYLIGHTS AND ROOF WINDOWS]	30
(a) Package (includes mandatory building inspections)	[SWIMMING POOLS AND GARAGES]	33
(a) Package (includes mandatory building inspections)	[SINGLE STOREY NEW DWELLINGS]	34
(a) Package (includes mandatory building inspections)	[TWO STOREY NEW DWELLINGS]	34
(a) Package (includes mandatory building inspections)	[DUAL OCCUPATION]	34
(a) Package (includes mandatory building inspections) – Minimum 4 Inspections	[CONSTRUCTION CERTIFICATE WHERE COMBINED WITH A DEVELOPMENT APPLICATION – CANCELLATION/WITHDRAWAL OF CONSTRUCTION CERTIFICATE DURING ASSESSMENT – AFTER COMPLETION OF ASSESSMENT]	33
(a) Package (includes mandatory building inspections) – minimum ONE inspection	[BUILDING CLASS 1 & 10 STRUCTURES – BUILDING CODE OF AUSTRALIA]	33
(a) Request with respect to a development application that does not involve the erection of a building, the carrying out of a work or the demolition of a work or a building	[APPLICATION TO REVIEW A DEVELOPMENT DETERMINATION UNDER EP&A ACT, SECTION 8.2- 8.5]	72
(a) if the estimated cost of the development is less than \$100,000	[APPLICATION FOR REVIEW OF DECISION TO REJECT AND NOT DETERMINE A DEVELOPMENT APPLICATION UNDER THE ACT, SECTION 8.2(1)(C) IF THE ESTIMATED COST OF DEVELOPMENT IS]	63
(a) the amount of the maximum fee that would be payable if the application were an application for development consent, or a complying development certificate (if appropriate), authorising the erection or alteration of any part of the building to which the application relates that has been the date of the application	[(3B) THE ADDITIONAL FEE PAYABLE UNDER SUBCLAUSE; (3A) IS THE TOTAL OF THE FOLLOWING AMOUNTS]	24
(a) where a development consent, complying development certificate or construction certificate was required for the erection of the building and no such consent or certificate was obtained	[(3A) AN ADDITIONAL FEE DETERMINED IN ACCORDANCE WITH SUBCLAUSE (3B) MAY BE CHARGED FOR AN APPLICATION FOR A BUILDING CERTIFICATE IN RELATION TO A BUILDING WHERE THE APPLICANT FOR THE CERTIFICATE, OR THE PERSON ON WHOSE BEHALF THE APPLICATION IS MADE, IS THE PERSON WHO ERECTED THE BUILDING OR ON WHOSE BEHALF THE BUILDING WAS ERECTED AND ANY OF THE FOLLOWING CIRCUMSTANCES APPLY]	23
(b) Complying Development Certificate only	[1. BUILDING ALTERATIONS (INTERNAL, PER FLOOR OF WORKS)]	28
(b) Complying Development Certificate only	[2. CHANGE OF USE OF PREMISES]	29
(b) Complying Development Certificate only	[3. MECHANICAL VENTILATION SYSTEMS]	29
(b) Complying Development Certificate only	[4. SHOP FRONT AND AWNING ALTERATIONS]	29
(b) Complying Development Certificate only	[5. SKYLIGHTS AND ROOF WINDOWS]	30
(b) Construction Certificate only	[BUILDING CLASS 1 & 10 STRUCTURES – BUILDING CODE OF AUSTRALIA]	33
(b) Construction Certificate only	[SWIMMING POOLS AND GARAGES]	33
(b) Construction Certificate only	[CONSTRUCTION CERTIFICATE WHERE COMBINED WITH A DEVELOPMENT APPLICATION – CANCELLATION/WITHDRAWAL OF CONSTRUCTION CERTIFICATE DURING ASSESSMENT – AFTER COMPLETION OF ASSESSMENT]	33
(b) Construction Certificate only	[SINGLE STOREY NEW DWELLINGS]	34
(b) Construction Certificate only	[TWO STOREY NEW DWELLINGS]	34
(b) Construction Certificate only	[DUAL OCCUPATION]	34

continued on next page ...

Page 213 of 217



Fee Name	Parent Name	Page
<b>Other</b> [continued]		
(b) for a de sexed animal owned by an eligible pensioner	[REGISTRATION FEES PAYABLE FOR THE REGISTRATION OF A COMPANION ANIMAL]	115
(b) in the case of nominated integrated development, threatened species development or Class 1 aquaculture development	[NOTIFICATION OF A DEVELOPMENT APPLICATION - EP&A REG SCHEDULE 4 PART 3 ITEM 3.5-3.7 ADDITIONAL FEE TO ANY OTHER FEES PAYABLE]	72
(b) More than one (1) Crossing per Property – rate for each additional crossing inspected concurrently. The fee includes levels, issue of instructions and specifications and two (2) inspections	[FEES AND BONDS FOR CONSTRUCTION OF SPECIAL VEHICULAR FOOTPATH CROSSINGS AND ASSOCIATED WORKS BY OWNER'S CONTRACTOR]	140
(b) Request with respect to a development application that involves the erection of a dwelling-house with an estimated cost of construction of \$100,000 or less	[APPLICATION TO REVIEW A DEVELOPMENT DETERMINATION UNDER EP&A ACT, SECTION 8.2- 8.5]	73
(b) if the estimated cost of the development is \$100,000 or more and less than or equal to \$1,000,000	[APPLICATION FOR REVIEW OF DECISION TO REJECT AND NOT DETERMINE A DEVELOPMENT APPLICATION UNDER THE ACT, SECTION 8.2(1)(C) IF THE ESTIMATED COST OF DEVELOPMENT IS]	63
(b) the amount of the maximum fee that would be payable if the application were an application to the council for a construction certificate relating to the erection or alteration of any part of the building to which the application relates that has been erected or altered in contravention of the Act in the period of 24 months immediately preceding the date of the application	[(3B) THE ADDITIONAL FEE PAYABLE UNDER SUBCLAUSE; (3A) IS THE TOTAL OF THE FOLLOWING AMOUNTS]	25
(b) where a penalty notice has been issued for an offence under section 76A (1) of the Act in relation to the erection of the building and the person to whom it was issued has paid the penalty required by the penalty notice in respect of the alleged offence (or if the person has not paid the penalty and has not elected to have the matter dealt with by a court, enforcement action has been taken against the person under Division 4 of Part 4 of the Fines Act 1996)	[(3A) AN ADDITIONAL FEE DETERMINED IN ACCORDANCE WITH SUBCLAUSE (3B) MAY BE CHARGED FOR AN APPLICATION FOR A BUILDING CERTIFICATE IN RELATION TO A BUILDING WHERE THE APPLICANT FOR THE CERTIFICATE, OR THE PERSON ON WHOSE BEHALF THE APPLICATION IS MADE, IS THE PERSON WHO ERECTED THE BUILDING OR ON WHOSE BEHALF THE BUILDING WAS ERECTED AND ANY OF THE FOLLOWING CIRCUMSTANCES APPLY]	23
(c) for an animal that is not desexed (except one kept by a recognised breeder for breeding purposes)	[REGISTRATION FEES PAYABLE FOR THE REGISTRATION OF A COMPANION ANIMAL]	115
(c) in the case of prohibited development	[NOTIFICATION OF A DEVELOPMENT APPLICATION - EP&A REG SCHEDULE 4 PART 3 ITEM 3.5-3.7 ADDITIONAL FEE TO ANY OTHER FEES PAYABLE]	72
(c) Principal Certifying Authority only	[BUILDING CLASS 1 & 10 STRUCTURES – BUILDING CODE OF AUSTRALIA]	33
(c) Principal Certifying Authority only (when Council has been appointed as PCA and the Complying Development Certificate has been issued by another authority)	[4. SHOP FRONT AND AWNING ALTERATIONS]	30
(c) Principal Certifying Authority only (when Council has been elected as PCA and the Complying Development Certificate has been issued by another authority)	[1. BUILDING ALTERATIONS (INTERNAL, PER FLOOR OF WORKS)]	29
(c) Principal Certifying Authority only (when Council has been elected as PCA and the Complying Development Certificate has been issued by another authority)	[2. CHANGE OF USE OF PREMISES]	29
(c) Principal Certifying Authority only (when Council has been elected as PCA and the Complying Development Certificate has been issued by another authority)	[3. MECHANICAL VENTILATION SYSTEMS]	29
(c) Principal Certifying Authority only (when Council has been elected as PCA and the Complying Development Certificate has been issued by another authority)	[5. SKYLIGHTS AND ROOF WINDOWS]	30
(c) Principal Certifying Authority only (when Council has been elected as PCA and the Construction Certificate has been issued by another authority)	[SWIMMING POOLS AND GARAGES]	33
(c) Principal Certifying Authority only (when Council has been elected as PCA and the Construction Certificate has been issued by another authority)	[CONSTRUCTION CERTIFICATE WHERE COMBINED WITH A DEVELOPMENT APPLICATION – CANCELLATION/WITHDRAWAL OF CONSTRUCTION CERTIFICATE DURING ASSESSMENT – AFTER COMPLETION OF ASSESSMENT]	33

continued on next page ...

Page 214 of 217

Fee Name	Parent Name	Page
<b>Other</b> [continued]		
(c) Principal Certifying Authority only (when Council has been elected as PCA and the Construction Certificate has been issued by another authority)	[SINGLE STOREY NEW DWELLINGS]	34
(c) Principal Certifying Authority only (when Council has been elected as PCA and the Construction Certificate has been issued by another authority)	[TWO STOREY NEW DWELLINGS]	34
(c) Principal Certifying Authority only (when Council has been elected as PCA and the Construction Certificate has been issued by another authority)	[DUAL OCCUPATION]	35
(c) if the estimated cost of the development is more than \$1,000,000	[APPLICATION FOR REVIEW OF DECISION TO REJECT AND NOT DETERMINE A DEVELOPMENT APPLICATION UNDER THE ACT, SECTION 8.2(1)(C) IF THE ESTIMATED COST OF DEVELOPMENT IS]	63
(c) where order No 2, 12, 13, 15, 18 or 19 in the Table to section 121B (1) of the Act has been given in relation to the building unless the order has been revoked on appeal	[(3A) AN ADDITIONAL FEE DETERMINED IN ACCORDANCE WITH SUBCLAUSE (3B) MAY BE CHARGED FOR AN APPLICATION FOR A BUILDING CERTIFICATE IN RELATION TO A BUILDING WHERE THE APPLICANT FOR THE CERTIFICATE, OR THE PERSON ON WHOSE BEHALF THE APPLICATION IS MADE, IS THE PERSON WHO ERECTED THE BUILDING OR ON WHOSE BEHALF THE BUILDING WAS ERECTED AND ANY OF THE FOLLOWING CIRCUMSTANCES APPLY]	23
(d) for an animal that is not desexed and is kept by a recognised breeder for breeding purposes	[REGISTRATION FEES PAYABLE FOR THE REGISTRATION OF A COMPANION ANIMAL]	116
(d) Mandatory Building Inspection only	[SINGLE STOREY NEW DWELLINGS]	34
(d) where a person has been found guilty of an offence under the Act in relation to the erection of the building	[(3A) AN ADDITIONAL FEE DETERMINED IN ACCORDANCE WITH SUBCLAUSE (3B) MAY BE CHARGED FOR AN APPLICATION FOR A BUILDING CERTIFICATE IN RELATION TO A BUILDING WHERE THE APPLICANT FOR THE CERTIFICATE, OR THE PERSON ON WHOSE BEHALF THE APPLICATION IS MADE, IS THE PERSON WHO ERECTED THE BUILDING OR ON WHOSE BEHALF THE BUILDING WAS ERECTED AND ANY OF THE FOLLOWING CIRCUMSTANCES APPLY]	24
(e) for an animal (whether desexed or not) kept at the premises of an accredited research establishment under the Animal Research Act 1985 for the purposes of research under that Act	[REGISTRATION FEES PAYABLE FOR THE REGISTRATION OF A COMPANION ANIMAL]	116
(e) where the court has made a finding that the building was erected in contravention of a provision of the Act	[(3A) AN ADDITIONAL FEE DETERMINED IN ACCORDANCE WITH SUBCLAUSE (3B) MAY BE CHARGED FOR AN APPLICATION FOR A BUILDING CERTIFICATE IN RELATION TO A BUILDING WHERE THE APPLICANT FOR THE CERTIFICATE, OR THE PERSON ON WHOSE BEHALF THE APPLICATION IS MADE, IS THE PERSON WHO ERECTED THE BUILDING OR ON WHOSE BEHALF THE BUILDING WAS ERECTED AND ANY OF THE FOLLOWING CIRCUMSTANCES APPLY]	24
(f) Trained Assistance Animal (required to be microchipped)	[REGISTRATION FEES PAYABLE FOR THE REGISTRATION OF A COMPANION ANIMAL]	116
(g) for dog sold by eligible pound/shelter desexed at time of registration	[REGISTRATION FEES PAYABLE FOR THE REGISTRATION OF A COMPANION ANIMAL]	116
(h) Dangerous Dog Enclosure Certificate of Compliance	[REGISTRATION FEES PAYABLE FOR THE REGISTRATION OF A COMPANION ANIMAL]	116
(i) Along Frontage – per mtr.	[(A) KERB & GUTTER CONSTRUCTION (ALL PROPERTIES)]	137
(i) Annual permit required for cats that are not desexed	[REGISTRATION FEES PAYABLE FOR THE REGISTRATION OF A COMPANION ANIMAL]	116
(i) Concrete Footpath – per mtr.	[(B) FOOTPATH CONSTRUCTION (FOR PROPERTY RATE EXEMPT UNDER SECTION 555 OF THE ACT)]	137
(i) Specified building work or subdivision work completed as specified in the certificate and complies with specified plans and specifications	[BUILDING WORK CERTIFICATE]	30
(i) Specified building work or subdivision work completed as specified in the certificate and complies with specified plans and specifications	[SUBDIVISION CERTIFICATE]	31
(ii) A condition with respect to specified building work or subdivision work, being a condition attached to a development consent or complying development certificate, has been duly complied with	[BUILDING WORK CERTIFICATE]	31
(ii) A condition with respect to specified building work or subdivision work, being a condition attached to a development consent or complying development certificate, has been duly complied with	[SUBDIVISION CERTIFICATE]	32

continued on next page ...

Page 215 of 217

Fee Name	Parent Name	Page
<b>Other</b> [continued]		
(ii) Side Boundary – per mtr.	[(A) KERB & GUTTER CONSTRUCTION (ALL PROPERTIES)]	137
(iii) A specified building or proposed building has a specified classification identified in accordance with the Building Code of Australia	[BUILDING WORK CERTIFICATE]	31
(iii) A specified building or proposed building has a specified classification identified in accordance with the Building Code of Australia	[SUBDIVISION CERTIFICATE]	32
(iv) Any specified aspect of development complies with the requirements of any other provisions prescribed by the regulations	[BUILDING WORK CERTIFICATE]	31
(iv) Any specified aspect of development complies with the requirements of any other provisions prescribed by the regulations	[SUBDIVISION CERTIFICATE]	32
(j) Annual Dog Permit Restricted Breed	[REGISTRATION FEES PAYABLE FOR THE REGISTRATION OF A COMPANION ANIMAL]	116
(k) Dog not desexed not recommended	[REGISTRATION FEES PAYABLE FOR THE REGISTRATION OF A COMPANION ANIMAL]	116
(l) Working dog	[REGISTRATION FEES PAYABLE FOR THE REGISTRATION OF A COMPANION ANIMAL]	116
(m) Recognised Assistance Animal	[REGISTRATION FEES PAYABLE FOR THE REGISTRATION OF A COMPANION ANIMAL]	116
(n) Cat desexed or not desexed	[REGISTRATION FEES PAYABLE FOR THE REGISTRATION OF A COMPANION ANIMAL]	116
(o) Cat desexed owned by pensioner	[REGISTRATION FEES PAYABLE FOR THE REGISTRATION OF A COMPANION ANIMAL]	116
(p) Cat desexed sold by shelter	[REGISTRATION FEES PAYABLE FOR THE REGISTRATION OF A COMPANION ANIMAL]	116
(q) Cat not desexed not recommended	[REGISTRATION FEES PAYABLE FOR THE REGISTRATION OF A COMPANION ANIMAL]	116
(r) Cat owned by recognised breeder	[REGISTRATION FEES PAYABLE FOR THE REGISTRATION OF A COMPANION ANIMAL]	117
(s) Permit for undesexed cat	[REGISTRATION FEES PAYABLE FOR THE REGISTRATION OF A COMPANION ANIMAL]	117
(v) Any specified aspect of development, including design of development, complies with standards or requirements specified in the certificate with respect to the development	[BUILDING WORK CERTIFICATE]	31
(v) Any specified aspect of development, including design of development, complies with standards or requirements specified in the certificate with respect to the development	[SUBDIVISION CERTIFICATE]	32
* All other areas	[DAILY ADMINISTRATION AND MONITORING FEE FOR OCCUPYING ROAD AND/OR FOOTPATH]	78
* All other areas	[DAILY FEE PER METRE LENGTH OF EACH SUBSEQUENT ROAD LANES OCCUPIED (IN ADDITION TO OTHER RELEVANT FEES)]	79
* CBD	[DAILY FEE PER METRE LENGTH OF EACH SUBSEQUENT ROAD LANES OCCUPIED (IN ADDITION TO OTHER RELEVANT FEES)]	79
* CBD	[DAILY ADMINISTRATION AND MONITORING FEE FOR OCCUPYING ROAD AND/OR FOOTPATH]	78
* High Density and/or Town Centre areas within North Parramatta, South Parramatta & Epping + Granville, Carlingford & Westmead	[DAILY ADMINISTRATION AND MONITORING FEE FOR OCCUPYING ROAD AND/OR FOOTPATH]	78
* High Density and/or Town Centre areas within North Parramatta, South Parramatta & Epping + Granville, Carlingford & Westmead	[ADDITIONAL WEEKLY CHARGE PER METRE LENGTH OF 'WORKS ZONE', TEMPORARY 'NO PARKING' & 'NO STOPPING' ASSOCIATED WITH CONSTRUCTION ON NARROW ROADS]	78
* High Density and/or Town Centre areas within North Parramatta, South Parramatta, Epping, Granville, Carlingford & Westmead	[ASSESSMENT OF CONSTRUCTION TRAFFIC MANAGEMENT PLAN (CTMP) BY COUNCIL AS PER DA CONDITION]	77
* High Density and/or Town Centre areas within North Parramatta, South Parramatta, Epping, Granville, Carlingford & Westmead	[DAILY FEE PER METRE LENGTH OF EACH SUBSEQUENT ROAD LANES OCCUPIED (IN ADDITION TO OTHER RELEVANT FEES)]	79
* High Density and/or Town Centre areas within North Parramatta, South Parramatta, Epping, Granville, Carlingford & Westmead	[DAILY FEE PER METRE LENGTH PER LANE UP TO 2 LANES OF ROAD LANE OR PER AT-GRADE CAR PARK SPACE OCCUPIED (IN ADDITION TO OTHER RELEVANT FEES)]	79
* Per metre length all other areas (not applied if also occupying a road lane)	[DAILY FEE FOR FULL FOOTPATH OR FULL NATURESTRIP CLOSURES (IN ADDITION TO OTHER RELEVANT FEES)]	79

continued on next page ...

Page 216 of 217



Fee Name	Parent Name	Page
<b>Other</b> [continued]		
* Per metre length of full footpath closure in High Density and/or Town Centre areas within North Parramatta, South Parramatta, Epping, Granville, Carlingford & Westmead	[DAILY FEE FOR FULL FOOTPATH OR FULL NATURESTRIP CLOSURES (IN ADDITION TO OTHER RELEVANT FEES)]	79
* Per metre length of full footpath closure in the CBD	[DAILY FEE FOR FULL FOOTPATH OR FULL NATURESTRIP CLOSURES (IN ADDITION TO OTHER RELEVANT FEES)]	78
* All other areas	[ASSESSMENT OF CONSTRUCTION TRAFFIC MANAGEMENT PLAN (CTMP) BY COUNCIL AS PER DA CONDITION]	77
* CBD	[ASSESSMENT OF CONSTRUCTION TRAFFIC MANAGEMENT PLAN (CTMP) BY COUNCIL AS PER DA CONDITION]	77

<b>Discontinued Fee/Charge for 2023/2024</b>
<b>Asset Strategy and Property Management   Land Annual Occupation Charge</b>
High Value Site – Naturally elevated Council land which allows equipment shelter/kiosk and monopole/tower in low/medium density developed location or CBD/high density developed location
Co-User fees for above facility
Standard Value site – Less elevated Council land which allows equipment shelter/kiosk
Council Building/Structure Site – Council building/structure which allows equipment/antennae to be attached; or Council land which allows equipment shelter/kiosk plus antennae attached to Council building/structure
Microcell Only Site – microcell attached to Council buildings or structures without equipment shelter
Special or significant Telecommunications buildings/installations on Council land (i.e. exchanges, hub sites etc.)
Telecommunication equipment/installation on Council land where agreement on rent cannot be reached
<b>Building Certificates – EP&amp;A Reg CL 260   (1) For the purposes of section 149B (2) of the Act, the fee for an application for a building certificate in relation to a building is</b>
(a) in the case of a class 1 building (together with any class 10 buildings on the site) or a class 10 building, \$250 for each dwelling contained in the building or in any other building on the allotment, or
(b) in the case of any other class of building, as set out in the Table to this clause, or
(c) in any case where the application relates to a part of a building and that part consists of an external wall only or does not otherwise have a floor area, \$250
<b>City Events &amp; Cultural Heritage Programs   Event Stall Charges   Food Stallholder fee   Fees for Hire or use of facilities</b>
One 6 x 3m Hoecker dry waste service, health inspector fees, shared handwashing sink for Community Purpose
One 6 x 3m Hoecker dry waste service, health inspector fees, shared handwashing sink for Commercial Purpose
One 6 x 6m Hoecker stall, dry waste service, health inspector fees, shared handwashing sink for Community Purpose
One 6 x 6m Hoecker stall, dry waste service, health inspector fees, shared handwashing sink for Commercial Purpose
<b>City Events &amp; Cultural Heritage Programs   Event Stall Charges   Merchandise Stallholder fee   Fees for Hire or use of facilities</b>
One 3 x 3m Pagoda stall, dry waste service for Community Purpose
One 3 x 3m Marquee for Commercial Purpose
One 4 x 4m Marquee stall, dry waste service for Community Purpose
One 4 x 4m Marquee stall, dry waste service for Commercial Purpose
One 6 x 3m Hoecker stall, dry waste service for Community Purpose
One 6 x 3m Hoecker stall, dry waste service for Commercial Purpose
One 2.4 x 2.4m Fete stall, Merchandise for Commercial Purpose
One 6 x 6m Hoecker stall, dry waste service for Community Purpose
One 6 x 6m Hoecker stall, dry waste service for Commercial Purpose
<b>City Events &amp; Cultural Heritage Programs   Event Stall Charges   Information Stallholder fee</b>
One 2.4 x 2.4m Fete stall for Community purpose
<b>City Events &amp; Cultural Heritage Programs   Event Stall Charges   All Events Extras fees   Fees for Hire or use of facilities</b>
Electric Power – Extra outlet (per 10 amp or 15 amp point)
Table: 2.4m
<b>City Events &amp; Cultural Heritage Programs   Filming in areas under Council's control   Filming Applications</b>
Ultra Low
Low

<b>Discontinued Fee/Charge for 2023/2024</b>
Medium
High
<b>City Events &amp; Cultural Heritage Programs   Research Services</b>
Photocopy Black and White A4 (self service) – per copy
Photocopy Black and White A3 (self service) – per copy
Printing (Black and white) eg CD ROM, Word processor, Microfilms, Scanner
Printing – A4
Printing – A3
<b>City Events &amp; Cultural Heritage Programs   Street Activity   Street Entertainment Application Fee</b>
Application fee for Centenary Square
Three month permit (any area within LGA including CBD)
<b>City Events &amp; Cultural Heritage Programs   Street Activity   Temporary Art in Public Spaces (3 month permit)</b>
Three month permit
<b>City Events &amp; Cultural Heritage Programs   Street Activity   Events and Festivals   LGA-wide (excluding Centenary Square and Parramatta Square)</b>
Low risk event
Medium risk event
High risk event
<b>City Events &amp; Cultural Heritage Programs   Street Activity   Events and Festivals   Centenary Square (CSQ)   Commercial</b>
1/2 day or less event (partial use of CS)
Full day event (partial use of CS)
Full day event (Entirety of CS)
<b>City Events &amp; Cultural Heritage Programs   Street Activity   Events and Festivals   Centenary Square (CSQ)   Not-for-profit organisation, low level resourced or self funded charities</b>
1/2 day or less event (partial use of CS)
Full day event (partial use of CS)
Full day event (Entirety of CS)
<b>City Events &amp; Cultural Heritage Programs   Street Activity   Events and Festivals   Centenary Square (CSQ)   Low level resourced or self-funded charities</b>
1/2 day or less event (partial use of CS)
Full day event (partial use of CS)
Full day event (Entirety of CS)
<b>City Events &amp; Cultural Heritage Programs   Street Activity   Events and Festivals   Centenary Square (CSQ)   Fundraising and Charity Collection   All</b>
Refundable bond to ensure compliance with rules and guidelines
<b>City Events &amp; Cultural Heritage Programs   Street Activity   Events and Festivals   Centenary Square (CSQ)   Fundraising and Charity Collection   CBD</b>
Maximum 4 hours, professional charity
Maximum 4 hours, local charity, low level resourced charity of self-funded charity
<b>City Events &amp; Cultural Heritage Programs   Street Activity   Events and Festivals   Centenary Square (CSQ)   Fundraising and Charity Collection   Non-CBD</b>
Maximum 4 hours, professional charity
Maximum 4 hours, local charity, low level resourced charity of self-funded charity
<b>City Events &amp; Cultural Heritage Programs   Street Activity   Events and Festivals   Centenary Square (CSQ)   Leaflet Distribution   CBD</b>
Refundable bond to ensure compliance with rules and guidelines
Maximum 4 hours, commercial
Maximum 4 hours, not-for-profit organisation
Maximum 4 hours, low level resourced or self-funded charity
<b>City Events &amp; Cultural Heritage Programs   Street Activity   Events and Festivals   Centenary Square (CSQ)   Leaflet Distribution   Non-CBD</b>

<b>Discontinued Fee/Charge for 2023/2024</b>
Maximum 4 hours, commercial
Maximum 4 hours, not-for-profit organisation
Maximum 4 hours, low level resourced or self-funded charity
<b>City Events &amp; Cultural Heritage Programs   Street Activity   Events and Festivals   Centenary Square (CSQ)   Promotions   Centenary Square (limited to one zone only)</b>
Commercial
Not-for-profit organisation
Low level resourced or self-funded charity
<b>City Events &amp; Cultural Heritage Programs   Street Activity   Events and Festivals   Centenary Square (CSQ)   Promotions   LGA-wide (excluding Centenary Square)</b>
Commercial
Not-for-profit organisation
Low level resourced or self-funded charity
<b>City Events &amp; Cultural Heritage Programs   Street Activity   Events and Festivals   Centenary Square (CSQ)   Portable Advertising</b>
Application fee
One year permit
<b>City Events &amp; Cultural Heritage Programs   Street Activity   Events and Festivals   Centenary Square (CSQ)   Retail Trading on Public Footpaths and Spaces</b>
Application fee
CBD permit, each m2, per annum
Non-CBD permit, each m2, per annum
<b>City Events &amp; Cultural Heritage Programs   Street Activity   Events and Festivals   Centenary Square (CSQ)   Occasional Footpath Trading   CBD</b>
Per hire, per occasion
Low level resourced or self-funded charity, per hire, per occasion
<b>City Events &amp; Cultural Heritage Programs   Street Activity   Events and Festivals   Centenary Square (CSQ)   Occasional Footpath Trading   Non-CBD</b>
Per hire, per occasion
Low level resourced or self-funded charity, per hire, per occasion
<b>City Events &amp; Cultural Heritage Programs   Street Activity   Events and Festivals   Centenary Square (CSQ)   Outdoor Markets   Fees per trading day – CBD</b>
Standard site (3 meters x 3 meters)
Double Standard site (6 meters x 6 meters)
Hot Food site (3 meters x 3 meters)
<b>City Events &amp; Cultural Heritage Programs   Street Activity   Events and Festivals   Centenary Square (CSQ)   Outdoor Markets   Fees per trading day – Non-CBD</b>
Standard site (3 meters x 3 meters)
Double Standard site (6 meters x 6 meters)
Hot Food site (3 meters x 3 meters)
<b>City Events &amp; Cultural Heritage Programs   Visitor Information Centre Charges</b>
Visitor Information Centre Charges
Specialised research services per hour
<b>City Events &amp; Cultural Heritage Programs   Venue Hire   Heritage Meeting Room including use of Smart Screen and Internet   Private / Commercial Rate</b>
Half day booking from 9:30am to 12:30pm or 1:30pm to 4:30pm
Full Day rate: 8 hour maximum (between 9:00am to 5:00pm only)
<b>City Events &amp; Cultural Heritage Programs   Venue Hire   Heritage Meeting Room including use of Smart Screen and Internet   Not for Profit Rate</b>
Half day booking from 9:30am to 12:30pm or 1:30pm to 4:30pm
Full Day rate: 8 hour maximum (between 9:00am to 5:00pm only)
<b>City Events &amp; Cultural Heritage Programs   Venue Hire   Heritage Meeting Room including use of Smart Screen and Internet   Concession Rate</b>
Half day booking from 9:30am to 12:30pm or 1:30pm to 4:30pm

<b>Discontinued Fee/Charge for 2023/2024</b>
Full Day rate: 8 hour maximum (between 9:00am to 5:00pm only)
<b>City Events &amp; Cultural Heritage Programs   Venue Hire   Catering (Available on weekdays only)</b>
Supply of tea & coffee provisions per person per day weekdays only
<b>City Events &amp; Cultural Heritage Programs   Venue Hire   Penalty Rates</b>
Breakages and damage – full cost of replacement items or repairs
Failure to vacate booked time – Hirer will be charged twice the normal booking fee
Failure to leave rooms in a clean and tidy condition
All cancellations must be received in writing
<b>City Events &amp; Cultural Heritage Programs   Venue Hire   Cultural Heritage School Programs</b>
Per Program
<b>City Events &amp; Cultural Heritage Programs   Venue Hire   Public Programs</b>
Per Person
<b>City Planning</b>
Amendment of an Environmental Planning Instrument
Fee for notification in medium to high density zones or town centres
<b>City Planning   Development Control Plan/Masterplan Applications</b>
Assessment of Master Plan (includes notification fee)
Fee for notification in medium to high density zones or town centres
Fee for notification in low density zones
<b>City Planning   Voluntary Planning Agreements &amp; Other Public Domain Assets</b>
Issue of occupation certificate (if relevant)
Contract administration
Registration of planning agreement to title
Release and discharge of planning agreement from title
Registration and withdrawal of caveats
Registration and variation (or removal) of easement or covenants or Other instruments to land title
<b>City Planning   Voluntary Planning Agreements &amp; Other Public Domain Assets   DRAFT DELETE Public domain</b>
Participation in design process as required including meetings and design review
Approval of detailed design plans and specifications (including CC if relevant)
Inspections & Reporting (including defects)
<b>City Planning   Voluntary Planning Agreements &amp; Other Public Domain Assets   NOT CPD FEES DELETE Open space works and street trees</b>
Assessment and/or approval of public open space and street tree plans and specifications for DA and VPA (Minimum of 4 hours)
New Public Domain Tree Planting Inspections (Minimum \$250 and for every 1-10 additional trees thereafter)
Open Space Works Inspections (Hold Point / Practical Completion / Handover)
Assessment and/or approval of public open space and street tree plans and specifications for DA and VPA (Minimum of 4 hours)
<b>City Planning   Voluntary Planning Agreements &amp; Other Public Domain Assets   NOT CPD FEES DELETE Environment &amp; Sustainability Catchment Management   • Environment &amp; Sustainability – Engineering design checking and approvals of stormwater drainage related works in the public domain area and works on council's stormwater drainage assets on private land</b>
- For all other drainage related development assessments
For Site stormwater drainage connections
<b>City Planning   Voluntary Planning Agreements &amp; Other Public Domain Assets   NOT CPD FEES DELETE Environment &amp; Sustainability Catchment Management   • Environment &amp; Sustainability – Site inspections / review and report on works carried out / final handover and Works as Executed reviews</b>

<b>Discontinued Fee/Charge for 2023/2024</b>
Final handover inspection and review
Investigation and Reports
Site inspections
<b>Development and Traffic Services   Application for review of decision to reject and not determine a development application under the Act, section 8.2(1)(c) if the estimated cost of development is</b>
Submitting application for review of a determination under the Act, section 8.3 on the NSW planning portal
<b>Development and Traffic Services   Delete these City Significant Development   Other External Consultancy Fees</b>
Application for site verification certificate under State Environmental Planning Policy (Mining, Petroleum Production and Extractive Industries) 2007, Part 4AA
Lodging application for site compatibility certificate on the NSW planning portal
<b>Development and Traffic Services   Delete these City Significant Development   Application for site compatibility certificate (affordable rental housing) under State Environmental Planning Policy (Affordable Rental Housing) 2009</b>
(a) base fee, plus
(b) for each dwelling
<b>Development and Traffic Services   Delete these City Significant Development   Application for site compatibility certificate (infrastructure) under State Environmental Planning Policy (Infrastructure) 2007 or site compatibility certificate (schools or TAFE establishments) under State Environmental Planning Policy (Educational Establishments and Child Care Facilities) 2017</b>
(a) base fee, plus
(b) for each hectare, or part hectare, of area of land
<b>Development and Traffic Services   Delete these City Significant Development   Application for site compatibility certificate (seniors housing) under State Environmental Planning Policy (Housing for Seniors or People with a Disability) 2004   (a) for development for the purposes of a residential care facility   For each dwelling</b>
(i) base fee, plus
(ii) for each bed in proposed facility
<b>Development and Traffic Services   Delete these City Significant Development   Application for site compatibility certificate (seniors housing) under State Environmental Planning Policy (Housing for Seniors or People with a Disability) 2004   (b) for other development</b>
(i) base fee, plus
(ii) for each dwelling
<b>Development and Traffic Services   Development that requires concurrence under the EP&amp;A Act or an Environmental Planning Instrument – EP&amp;A Reg schedule 4 part 3 item 3.2</b>
Additional processing fee payable to Council
PLUS: Concurrence fee payable to other concurrence authorities
<b>Development and Traffic Services   Environmental Enforcement Service Charge</b>
Estimated cost of works \$0 – \$100,000
Estimated cost of works \$100,001 – \$500,000
Estimated cost of works \$500,001 – \$1,000,000
Estimated cost of works \$1,000,001 – \$5000,000
Estimated cost of works \$5,000,001 – 10,000,000
Estimated cost of works \$10,000,001 and above
Class 1 Residential dwellings (single) alterations and additions & Class 10 Buildings 50% of above fees
<b>Development and Traffic Services   Integrated Development – EP&amp;A Reg Schedule 4 part 3 item 3.1</b>
Additional processing fee payable to Council
PLUS: Approval fee payable to other approval authorities
<b>Development and Traffic Services   Modification of a consent – EP&amp;A Reg Schedule 4 part 4 Items 4.1-4.9   Fees for modification of development consents – other than State significant development   Modification application under the Act, section 4.55(2) or 4.56(1) that does not, in the consent authority's opinion, involve minimal environmental impact, if the fee for the original application was 1 fee unit or more and the application relates to an original development application, other than an original development application specified in item 4.3 or 4.4. with an estimated cost of development of</b>
Submitting modification application under the Act, section 4.55(1A) or (2) on the NSW planning portal



<b>Discontinued Fee/Charge for 2023/2024</b>
<b>Development and Traffic Services   Notification of a development application   Notification of a Development Application – EP&amp;A Reg schedule 4 part 3 item 3.5-3.7 Additional fee to any other fees payable</b>
Giving of notice for other development for which a community participation plan requires notice to be given
<b>Development and Traffic Services   Traffic Services   Work Zones   Weekly administration and monitoring fee for Works Zones</b>
* CBD
* High Density and/or Town Centre areas within North Parramatta, South Parramatta & Epping + Granville, Carlingford & Westmead
* All other areas
<b>Development and Traffic Services   Traffic Services   Road/Footpath Occupancy</b>
Full Road Closure Fee outside metered parking area (in addition to application fee)
<b>Development and Traffic Services   Traffic Services   Crane Operations (over 30 tonnes) – Involving temporary partial road occupancy per travel lane per day (in addition to application fee and daily usage fee)</b>
Within metered parking area
Outside metered parking area
<b>Development and Traffic Services   Traffic Services   Concrete Boom pumps – involving temporary partial road occupancy per travel lane per day (in addition to application fee and daily usage fee)</b>
Within metered parking area
Outside metered parking area
<b>Development and Traffic Services   Traffic Services   User pay parking signs (including temporary bus zones)</b>
Maintenance or removal – per sign
Maintenance or removal – per sign and post
Relocation – per sign and post
<b>Aquatic Facilities   Parramatta Aquatic Centre   Aquatic Facilities   Pool Entry Visit passes</b>
Student 20 Visit Pass
<b>Aquatic Facilities   Parramatta Aquatic Centre   Gurang Ngurang Creche Service</b>
Creche (Conditions to be confirmed)
<b>Aquatic Facilities   Pool Lane Hire   Pool Hire – After Hours</b>
The combination of pool hire and participant entry fees must allow full cost recovery Otherwise a surcharge to cover the difference will be incurred Bookings at discretion of Aquatic Operations Manager
<b>Recreation Facilities and Programs   Meeting Rooms Hire   Meeting Rooms Fees – Weekday hourly rate (Mon – Fri 6pm)</b>
Group 1 – Meeting Rooms – Category C (50%)
Group 2 – Meeting Rooms – Category C (50%)
Group 3 – Meeting Rooms – Category C (50%)
<b>Recreation Facilities and Programs   Meeting Rooms Hire   Meeting Rooms Fees – Weekend hourly rate (Fri 6pm – Sun and Public Holidays)</b>
Group 1 – Meeting Rooms – Category C (50%)
Group 2 – Meeting Rooms – Category C (50%)
Group 3 – Meeting Rooms – Category C (50%)
<b>Recreation Facilities and Programs   Public Halls Hire   Public Halls Fees – Weekday hourly rate (Mon – Fri 6pm)</b>
Group 1 – Public Halls – Category C (50%)
Group 2 – Public Halls – Category C (50%)
Group 3 – Public Halls – Category C (50%)
Group 3 – Public Halls – Category C (50%)
<b>Recreation Facilities and Programs   Public Halls Hire   Public Halls Fees – Weekend hourly rate (Fri 6pm – Sun and Public Holidays)</b>
Group 1 – Public Halls – Category C (50%)
Group 2 – Public Halls – Category C (50%)

<b>Discontinued Fee/Charge for 2023/2024</b>
Group 3 – Public Halls – Category C (50%)
<b>Recreation Facilities and Programs   Sporting Fields, Parks &amp; Reserves</b>
Cancellation Fee applicable if 7 days notice is given for a cancellation
Booking Variation and Cancellation Fee – Minimum
Cancellation Fee applicable if 14 days notice is given for a cancellation
<b>Riverside Theatres   Riverside Theatres Community Hire Rates   Riverside Theatre Level 1</b>
Fri- Sat Single Performance Fee
Fri-Sat Further Additional Performances
Fri-Sat First Additional Performance
Lennox Holding Room or LX Plot Rate
Raffertys Holding Room Rate
Sun- Thur First Additional Performance
Sun- Thur Further additional Performances
Sun-Thur Single Performance Rate
<b>Riverside Theatres   Riverside Theatres Community Hire Rates   Lennox Theatre Community Hire   Additional Performances</b>
Sun- Thur Further additional Performances
<b>Riverside Theatres   Riverside Theatres Community Hire Rates   Riverside Theatre Level 2</b>
Fri- Sat Single Performance Fee
Fri-Sat Further Additional Performances
Fri-Sat First Additional Performance
Lennox Holding Room or LX Plot Rate
Raffertys Holding Room Rate
Sun- Thur First Additional Performance
Sun- Thur First Additional Performances
Sun-Thur Single Performance Rate
<b>Riverside Theatres   Riverside Theatres Community Hire Rates   Riverside Theatre Level 4</b>
Fri - Sat Single Performance Rate
Sun-Thu Single Performance Rate
<b>Riverside Theatres   Riverside Theatres Community Hire Rates   Riverside Theatre Level 3</b>
Fri - Sat Single Performance Rate
Fri-Sat Further Additional Performances
Fri-Sat First Additional Performance
Lennox Holding Room or LX Plot Rate
Raffertys Holding Room Rate
Sun-Thu - First Additional Performance
Sun-Thu - Further Additional Performances
Sun-Thur Single Performance Rate
<b>Riverside Theatres   Riverside Theatres Community Hire Rates   Lennox Theatre Level 1</b>
Fri - Sat Single Performance Rate
Fri-Sat - First Additional Performance
Fri-Sat - Further Additional Performances
Raffertys Holding Room or LX Plot Rate
Sun-Thu - First Additional Performance
Sun-Thu - Further Additional Performances
Sun-Thu Single Performance Rate

<b>Discontinued Fee/Charge for 2023/2024</b>
<b>Riverside Theatres   Riverside Theatres Community Hire Rates   Lennox Theatre Level 2</b>
Fri - Sat Single Performance Rate
Fri-Sat First Additional Performance
Sun-Thu - First Additional Performance
Sun-Thu - Further Additional Performances
Sun-Thu Single Performance Rate
<b>Riverside Theatres   Riverside Theatres Parramatta Commercial Performance Hire Rates   Courtyard (half day)   To be Deleted</b>
Sun- Thur First additional Performances
<b>Riverside Theatres   Riverside Theatres Parramatta Commercial Performance Hire Rates   Charges NOT included in Hire Rates</b>
Piano Hire
Booking Fees
Staff hire rate – per hour (minimum 3hour call applies)
Staff hire penalty rate – per hour (minimum 3 hour call applies)
Additional equipment hire – rate on application
Consumables – rate on application
Deposit
<b>Roads &amp; Infrastructure   Sales</b>
Purchase of copies of Plans of Management and other significant documents – per volume
<b>Social and Community Services   Community Care   Individual – Full and Part-Pensioner Discounted Fee</b>
Promotional Products at Cost Price for all tiered fees structure
<b>Social and Community Services   Community Care   Individual – Commonwealth Seniors and Low Income Health Card Holders Discounted Fee</b>
Promotional Products at Cost Price for all tiered fees structure
<b>Social and Community Services   Community Care   Individual – Full Fee Rate</b>
Promotional Products at Cost Price for all tiered fees structure
<b>Social and Community Services   Community Care   Person-centered Approach Training 3.5 hrs with 2 staff plus travel time</b>
Organisation: NFP without Government Funding Plus travel cost of \$324 per hour for 2 staff
Organisation: NFP with Government Funding Plus travel cost of \$453.20 per hour for 2 staff
Organisation: Businesses and Government Agencies Plus travel cost of \$647.40 per hour for 2 staff
Individual: Person-centered Approach Training 3.5 hrs
<b>Social and Community Services   Community Hubs</b>
Audio Visual Technician (Weekdays)
Audio Visual Technician (Weekends/Public Holidays)
Concierge (Supervisor) (Weekdays)
Concierge (Supervisor) (Weekends/Public Holidays)
Concierge (Weekdays)
Concierge (Weekends/Public Holidays)
Security Concierge (Weekdays)
Security Concierge (Weekends/Public Holidays)
Cleaning Attendant (Weekdays)
Cleaning Attendant (Weekends/Public Holidays)
Cleaning Fee (minimum 3 hours)
Waste Removal
Lectern and Microphone

<b>Discontinued Fee/Charge for 2023/2024</b>
Additional Microphone (per unit)
Audio/visual video conference package
Red Carpet
Display Plinths/Easels (per unit)
Barbeque and LPG gas (per unit)
Lectern and Microphone
Audio/visual video conference package
Barbeque and LPG gas (per unit)
<b>Social and Community Services   Community Hubs   PHIVE, 5 Parramatta Square   Venue Hire Fees   Weekday (Daily Rate) (Monday – Thursday 9am to 8pm) (Friday 9am – 5pm)</b>
West Terrace (Level 3) – (Commercial) (Half Day)
West Terrace (Level 3) – (Community) (Half Day)
West Terrace (Level 3) – (Unfunded Not for Profit) (Half Day)
Active Wellness Studio/Maker Space – (Commercial) (Half Day)
Active Wellness Studio/Maker Space – (Community) (Half Day)
Active Wellness Studio/Maker Space – (Unfunded Not for Profit) (Half Day)
Civic Gallery – (Commercial) (Half Day)
Civic Gallery – (Community) (Half Day)
Civic Gallery – (Unfunded Not for Profit) (Half Day)
Charles Byrne Heritage Room – (Commercial) (Half Day)
Charles Byrne Heritage Room – (Community) (Half Day)
Charles Byrne Heritage Room – (Unfunded Not for Profit) (Half Day)
Parramatta Town Hall – (Commercial) (Half Day)
Parramatta Town Hall – (Community) (Half Day)
<b>Social and Community Services   Community Hubs   PHIVE, 5 Parramatta Square   Venue Hire Fees   Weekend/Public Holiday (Daily Rate) (9am to 5pm)</b>
West Terrace (Level 3) – (Commercial) (Half Day)
West Terrace (Level 3) – (Community) (Half Day)
West Terrace (Level 3) – (Unfunded Not for Profit) (Half Day)
Active Wellness Studio/Maker Space – (Commercial) (Half Day)
Active Wellness Studio/Maker Space – (Community) (Half Day)
Active Wellness Studio/Maker Space – (Unfunded Not for Profit) (Half Day)
Civic Gallery – (Commercial) (Half Day)
Civic Gallery – (Community) (Half Day)
Civic Gallery – (Unfunded Not for Profit) (Half Day)
Charles Byrne Heritage Room – (Commercial) (Half Day)
Charles Byrne Heritage Room – (Community) (Half Day)
Charles Byrne Heritage Room – (Unfunded Not for Profit) (Half Day)
Parramatta Town Hall – (Commercial) (Half Day)
Parramatta Town Hall – (Community) (Half Day)
<b>Social and Community Services   Library Charges   Photocopying and Printing</b>
Sale of discarded or donated items such as books, magazines etc
<b>Social and Community Services   Library Charges   Facsimile   Local</b>
First Page
<b>Social and Community Services   Library Facility Hire   Learning Centre (Fitzwilliam Street) / per hour</b>

Discontinued Fee/Charge for 2023/2024	
Commercial users	
Community users	
<b>Social and Community Services   Library Facility Hire   Darug and Macquarie Room (Fitzwilliam Street) / per hour</b>	
Commercial users	
Community users	
<b>Social and Community Services   Library Facility Hire   Cancellation Fee and Additional Charges</b>	
Cancellations	
Cost of hiring security/personnel/equipment	
Replacement Cost for any damage/breakages	

c /

Fee Name	Status	2022/2023 Fee (incl. GST)	2023/2024 Fee (incl. GST)	% Increase (incl. GST)	\$ Increase (incl. GST)	Comment
Asset Strategy and Property Management Application Fee Relating to Easements						
For creation or for release of easements	Approved	1,636.27	3,518.08	115.01%	1,881.81	
For advertising and notification of easements	Approved	1,229.29	1,540.75	25.34%	311.46	
Bond access and restoration of public land after easement works	Approved	11,473.66	12,547.34	9.36%	1,073.68	
Asset Strategy and Property Management Council Property – Rock Anchor Placement						
Rock Anchor Administrative Fee	Approved	2,163.00	3,500.00	61.81%	1,337.00	Increase to account for application and administrative costs
Placement Fee – Per anchor	Approved	790	954.09	20.77%	164.09	
Asset Strategy and Property Management Divestment of Property Interests – Council Land						
Administration Fee	Approved	2,163.00	4,961.75	129.39%	2,798.75	Increased amount of applications/enquiry's regarding the disposal of land has highlighted that the current fee is very thin considering the amount of time and resources which are required to provide feedback and advice
Asset Strategy and Property Management Occupying Council Roads and Footways						
Administrative/Application fee for structures on roads	Approved	818.21	859.12	5.00%	40.91	
Alfresco Dining & Retail Activity Application Fee	Approved	148.16	155.57	5.00%	7.41	
Asset Strategy and Property Management Occupying Council Roads and Footways Alfresco Dining Fee						
Eat Street per sq metre per annum	Approved	0	450	∞	450	
Parramatta Square per sq metre per annum	Approved	500	555	11.00%	55	
Non-Commercial Activity Approval Fee	Approved	122.54	129	5.27%	6.46	
Rydalmere & other locations not listed above	Approved	98.91	104	5.15%	5.09	
Parramatta CBD per sq metre per annum	Approved	239.72	252	5.12%	12.28	
Epping (main shopping centre) per sq metre per annum	Approved	214.99	226	5.12%	11.01	
Harris Park, per sq metre per annum	Approved	138.55	145.5	5.02%	6.95	
Asset Strategy and Property Management Property Services						
Road Status Report	Approved	150	450	200.00%	300	Increase due to the increased cost from external provider for these reports.
Asset Strategy and Property Management Property Services (a) Administration fee for allowing entries onto titles over which Council has a caveat – minor matter (eg re-financing)						
Application Fee	Approved	229.53	791	244.62%	561.47	
Processing and Legal Fees	Approved	573.67	1,702.36	196.75%	1,128.69	
Asset Strategy and Property Management Property Services (b) Processing fee for Covenant, Withdrawal of Caveat – to extinguish, modify or release where Council is the authority (excluding legal fees and disbursements)						
Administration Fee for Covenant, Withdrawal of Caveat – to extinguish, modify or release where Council is the authority.	Approved	573.67	1,702.36	196.75%	1,128.69	
Asset Strategy and Property Management Parking Meter Parking Fees Remove, relocate, make goods for Parking Meter						
New footing installation per parking meter	Approved	999.99	1,500.00	50.00%	500.01	
Make good of location, once Parking meter has been removed per parking meter	Approved	1,000.00	1,500.00	50.00%	500	
Asset Strategy and Property Management Parking Stations						
Reprogramming of Parking Station APS machines for – Special Event Tariffs – Per Multi-Level car parks	Approved	260	350	34.62%	90	Passed on fee's from external sources. DG and JC edited rounding
Filming/event usage daily rate per space in Eat Street, car park	Approved	60	70	16.67%	10	To cover all signage and admin costs. dg and jc edited rounding
Asset Strategy and Property Management Pay Parking Fees – Eat Street Car Park Eat Street Car Park Tariffs						
Monthly – Push Bike Facilities	Approved	21	30	42.86%	9	
Asset Strategy and Property Management Pay Parking Fees – Parramatta Station Car Park Parramatta Station Car Park Tariffs						
Monthly – Push Bike Facilities	Approved	26.2	30	14.50%	3.8	
Asset Strategy and Property Management Road & Place Naming						
Alteration to Suburb Boundary - Administrative Fee - Precinct and Non Precinct	Approved	0	2,205.00	∞	2,205.00	
Alteration to Suburb Boundary - Non Precinct - Public consultation/exhibition, advertising and gazettal	Approved	0	5,515.00	∞	5,515.00	
Alteration to Suburb Boundary - Precinct - Public consultation/exhibition, advertising and gazettal	Approved	0	16,540.00	∞	16,540.00	
Renaming of Roads - Administrative Fee (per road)	Approved	0	2,205.00	∞	2,205.00	



c /

Fee Name	Status	2022/2023 Fee (incl. GST)	2023/2024 Fee (incl. GST)	% Increase (incl. GST)	\$ Increase (incl. GST)	Comment
Renaming of Roads - Public consultation/exhibition, advertising and gazettal	Approved	0	5,515.00	∞	5,515.00	
Precinct - Public consultation/exhibition, advertising and gazettal	Approved	15,750.00	18,195.00	15.52%	2,445.00	
Non-Precinct - Public consultation/exhibition, advertising and gazettal	Approved	5,250.00	6,065.00	15.52%	815	
Administrative Fee (per road) - Precinct and Non Precinct	Approved	2,100.00	2,425.00	15.48%	325	
Administrative Fee (per environmental and physical place) - Precinct and Non Precinct	Approved	2,100.00	2,425.00	15.48%	325	
Asset Strategy and Property Management Road Closures - Administration Fee for the processing of Road Closure Applications						
Permanent Road Closure Application	Approved	1,634.17	3,500.00	114.18%	1,865.83	The increase is due to the administrative work that goes into the preparation of documents and liaising with various stakeholders internally & external.
For advertising and notification of permanent road closure	Approved	1,229.29	1,540.75	25.34%	311.46	
Asset Strategy and Property Management Request to Purchase Council Land						
Administrative Fee	Approved	1,622.25	2,308.36	42.29%	686.11	
Asset Strategy and Property Management Space Management						
Initial Application Fee	Approved	162.22	187.36	15.50%	25.14	
Renewal Fee	Approved	216.3	249.83	15.50%	33.53	
Asset Strategy and Property Management Telecommunications Facilities						
Administrative Fee	Approved	1,622.25	1,703.36	5.00%	81.11	
Building Certificates - EP&A Reg CL 260 (1) For the purposes of section 149B (2) of the Act, the fee for an application for a building certificate in relation to a building is						
Class 1 Buildings (not exceeding 150m2)	Approved	0	500	∞	500	
Class 1 Buildings (exceeding 150m2)	Approved	0	600	∞	600	
Class 2-9 Buildings (not exceeding 200m2)	Approved	0	600	∞	600	
Class 10 Buildings	Approved	0	500	∞	500	
Copy of Building Certificate - EP&A REG CL. 261	Approved	15	15.8	5.33%	0.8	
Additional Inspection Fee	Approved	95	100	5.26%	5	
Building Certifications - Hourly Rate	Approved	205	215.5	5.12%	10.5	
Building Certificate Urgency Fee	Approved	228.9	240.5	5.07%	11.6	
Certified Copy of Document, Map or Plan - EP&A REG CL. 262	Approved	60	63	5.00%	3	
Building Certificates - EP&A Reg CL 260 (1) For the purposes of section 149B (2) of the Act, the fee for an application for a building certificate in relation to a building is						
Unauthorised Building Information Certificates						
Each additional inspection if more than one is required before issue of Certificate (Class 1 & 10 buildings)	Approved	0	252	∞	252	
Each additional inspection if more than one is required before issue of Certificate (Class 2 to 9 buildings)	Approved	0	423	∞	423	
Additional Fee - Priority issue (2 business days) of certificate (Not applicable for Unauthorised Works)	Approved	0	250	∞	250	
Copy of certificate	Approved	0	75	∞	75	
Building Certificates - EP&A Reg CL 260 Floor area of building or part						
Up to 200 square metres	Approved	344.4	362	5.11%	17.6	
Building Certificates - EP&A Reg CL 260 Non-Regulated Fees for Development Services Complying development certificates For the purposes of Part 4, Division 3 and Part 4A of EP&A Act the following fees apply Granny Flats						
Principal Certifying Authority only (when CoP has been elected as PCA and the Complying Development Certificate has been issued by another authority)	Approved	1,930.00	2,030.00	5.18%	100	
Package (includes mandatory building inspections)	Approved	2,144.99	2,255.00	5.13%	110.01	
Complying Development Certificate only	Approved	975	1,025.00	5.13%	50	
Building Certificates - EP&A Reg CL 260 Non-Regulated Fees for Development Services Complying Development Certificates submitted under State Environmental Planning Policy (Exempt and Complying Codes) 2008 1. General Housing Code New Single dwelling houses						
Package (includes mandatory building inspections)	Approved	2,710.00	2,850.00	5.17%	140	
Principal Certifying Authority only (when CoP has been elected as PCA and the Complying Development Certificate has been issued by another authority)	Approved	1,670.00	1,755.00	5.09%	85	
Complying Development Certificate only	Approved	990	1,040.00	5.05%	50	

c /

Fee Name	Status	2022/2023 Fee (incl. GST)	2023/2024 Fee (incl. GST)	% Increase (incl. GST)	\$ Increase (incl. GST)	Comment
Building Certificates – EP&A Reg CL 260 Non-Regulated Fees for Development Services Complying Development Certificates submitted under State Environmental Planning Policy (Exempt and Complying Codes) 2008 1. General Housing Code New two storey dwelling houses						
Package (includes mandatory building inspections)	Approved	3,610.00	3,795.00	5.12%	185	
Principal Certifying Authority only (when CoP has been elected as PCA and the Complying Development Certificate has been issued by another authority)	Approved	2,570.00	2,700.00	5.06%	130	
Complying Development Certificate only	Approved	1,885.00	1,980.00	5.04%	95	
Building Certificates – EP&A Reg CL 260 Non-Regulated Fees for Development Services Complying Development Certificates submitted under State Environmental Planning Policy (Exempt and Complying Codes) 2008 1. General Housing Code Alterations and additions to existing single storey and two storey dwelling houses (includes internal alterations)						
Principal Certifying Authority only (when CoP has been elected as PCA and the Complying Development Certificate has been issued by another authority)	Approved	1,930.00	2,030.00	5.18%	100	
Complying Development Certificate only	Approved	975	1,025.00	5.13%	50	
Package (includes mandatory building inspections)	Approved	2,142.00	2,250.00	5.04%	108	
Building Certificates – EP&A Reg CL 260 Non-Regulated Fees for Development Services Complying Development Certificates submitted under State Environmental Planning Policy (Exempt and Complying Codes) 2008 1. General Housing Code Ancillary development 1. Demolition or removal of dwelling houses or ancillary development (class 10 structures excluding swimming pools)						
Principal Certifying Authority only (when CoP has been elected as PCA and the Complying Development Certificate has been issued by another authority)	Approved	545	573	5.14%	28	
Complying Development Certificate only	Approved	635	667	5.04%	32	
Package (includes mandatory building inspections)	Approved	900	945	5.00%	45	
Building Certificates – EP&A Reg CL 260 Non-Regulated Fees for Development Services Complying Development Certificates submitted under State Environmental Planning Policy (Exempt and Complying Codes) 2008 1. General Housing Code Ancillary development 2. Swimming pools						
Package (includes mandatory building inspections)	Approved	1,795.00	1,885.00	5.01%	90	
Complying Development Certificate only	Approved	800	840	5.00%	40	
Principal Certifying Authority only (when CoP has been elected as PCA and the Complying Development Certificate has been issued by another authority)	Approved	1,700.00	1,785.00	5.00%	85	
Building Certificates – EP&A Reg CL 260 Non-Regulated Fees for Development Services Complying Development Certificates submitted under State Environmental Planning Policy (Exempt and Complying Codes) 2008 2. General Commercial & Industrial Code 1. Building Alterations (Internal, per floor of works)						
(C) Principal Certifying Authority only (when Council has been elected as PCA and the Complying Development Certificate has been issued by another authority)	Approved	1,240.00	1,305.00	5.24%	65	
(a) Package (includes mandatory building inspections)	Approved	1,860.00	1,955.00	5.11%	95	
(b) Complying Development Certificate only	Approved	930	977	5.05%	47	
Building Certificates – EP&A Reg CL 260 Non-Regulated Fees for Development Services Complying Development Certificates submitted under State Environmental Planning Policy (Exempt and Complying Codes) 2008 2. General Commercial & Industrial Code 2. Change of use of premises						
(C) Principal Certifying Authority only (when Council has been elected as PCA and the Complying Development Certificate has been issued by another authority)	Approved	1,240.00	1,305.00	5.24%	65	
(a) Package (includes mandatory building inspections)	Approved	1,555.00	1,635.00	5.14%	80	
(b) Complying Development Certificate only	Approved	930	977	5.05%	47	
Building Certificates – EP&A Reg CL 260 Non-Regulated Fees for Development Services Complying Development Certificates submitted under State Environmental Planning Policy (Exempt and Complying Codes) 2008 2. General Commercial & Industrial Code 3. Mechanical ventilation systems						
(C) Principal Certifying Authority only (when Council has been elected as PCA and the Complying Development Certificate has been issued by another authority)	Approved	1,240.00	1,305.00	5.24%	65	
(a) Package (includes mandatory building inspections)	Approved	1,555.00	1,635.00	5.14%	80	
(b) Complying Development Certificate only	Approved	930	977	5.05%	47	
Building Certificates – EP&A Reg CL 260 Non-Regulated Fees for Development Services Complying Development Certificates submitted under State Environmental Planning Policy (Exempt and Complying Codes) 2008 2. General Commercial & Industrial Code 4. Shop front and awning alterations						
(a) Package (includes mandatory building inspections)	Approved	1,555.00	1,635.00	5.14%	80	

C /

Fee Name	Status	2022/2023 Fee (incl. GST)	2023/2024 Fee (incl. GST)	% Increase (incl. GST)	\$ Increase (incl. GST)	Comment
(b) Complying Development Certificate only	Approved	930	977	5.05%	47	
(c) Principal Certifying Authority only (when Council has been appointed as PCA and the Complying Development Certificate has been issued by another authority)	Approved	1,190.00	1,250.00	5.04%	60	
Building Certificates – EP&A Reg CL 260 Non-Regulated Fees for Development Services Complying Development Certificates submitted under State Environmental Planning Policy (Exempt and Complying Codes) 2008 2. General Commercial & Industrial Code 5. Skylights and roof windows						
(c) Principal Certifying Authority only (when Council has been elected as PCA and the Complying Development Certificate has been issued by another authority)	Approved	1,240.00	1,305.00	5.24%	65	
(a) Package (includes mandatory building inspections)	Approved	1,555.00	1,635.00	5.14%	80	
(b) Complying Development Certificate only	Approved	930	977	5.05%	47	
Building Certificates – EP&A Reg CL 260 Non-Regulated Fees for Development Services Compliance Certificate For the purposes of Section 109C (1) (a) of EP&A Act the following fees apply Building work certificate						
(i) Specified building work or subdivision work completed as specified in the certificate and complies with specified plans and specifications	Approved	890	935	5.06%	45	
(ii) A condition with respect to specified building work or subdivision work, being a condition attached to a development consent or complying development certificate, has been duly complied with	Approved	890	935	5.06%	45	
(iii) A specified building or proposed building has a specified classification identified in accordance with the Building Code of Australia	Approved	890	935	5.06%	45	
(iv) Any specified aspect of development complies with the requirements of any other provisions prescribed by the regulations	Approved	890	935	5.06%	45	
(v) Any specified aspect of development, including design of development, complies with standards or requirements specified in the certificate with respect to the development	Approved	890	935	5.06%	45	
Building Certificates – EP&A Reg CL 260 Non-Regulated Fees for Development Services Compliance Certificate For the purposes of Section 109C (1) (a) of EP&A Act the following fees apply Subdivision certificate						
(i) Specified building work or subdivision work completed as specified in the certificate and complies with specified plans and specifications	Approved	805	846	5.09%	41	
(ii) A condition with respect to specified building work or subdivision work, being a condition attached to a development consent or complying development certificate, has been duly complied with	Approved	805	846	5.09%	41	
(iii) A specified building or proposed building has a specified classification identified in accordance with the Building Code of Australia	Approved	805	846	5.09%	41	
(iv) Any specified aspect of development complies with the requirements of any other provisions prescribed by the regulations	Approved	805	846	5.09%	41	
(v) Any specified aspect of development, including design of development, complies with standards or requirements specified in the certificate with respect to the development	Approved	805	846	5.09%	41	
Building Certificates – EP&A Reg CL 260 Non-Regulated Fees for Development Services Construction Certificate Building Class 1 & 10 Structures – Building Code of Australia						
(a) Package (includes mandatory building inspections) – minimum ONE inspection	Approved	1,035.00	1,090.00	5.31%	55	
(b) Construction Certificate only	Approved	425	447	5.18%	22	
(c) Principal Certifying Authority only	Approved	855	898	5.03%	43	
Building Certificates – EP&A Reg CL 260 Non-Regulated Fees for Development Services Construction Certificate Swimming Pools and Garages						

c /

Fee Name	Status	2022/2023 Fee (incl. GST)	2023/2024 Fee (incl. GST)	% Increase (incl. GST)	\$ Increase (incl. GST)	Comment
(a) Package (includes mandatory building inspections)	Approved	1,440.00	1,515.00	5.21%	75	
(c) Principal Certifying Authority only (when Council has been elected as PCA and the Construction Certificate has been issued by another authority)	Approved	1,350.00	1,420.00	5.19%	70	
(b) Construction Certificate only	Approved	445	468	5.17%	23	
Building Certificates – EP&A Reg CL 260 Non-Regulated Fees for Development Services Construction Certificate Additions and Alterations Construction Certificate where combined with a Development Application – Cancellation/withdrawal of Construction Certificate during assessment – After completion of assessment						
(a) Package (includes mandatory building inspections) – Minimum 4 inspections	Approved	2,205.00	2,320.00	5.22%	115	
(b) Construction Certificate only	Approved	890	935	5.06%	45	
(c) Principal Certifying Authority only (when Council has been elected as PCA and the Construction Certificate has been issued by another authority)	Approved	1,790.00	1,880.00	5.03%	90	
Building Certificates – EP&A Reg CL 260 Non-Regulated Fees for Development Services Construction Certificate Single Storey New Dwellings						
(c) Principal Certifying Authority only (when Council has been elected as PCA and the Construction Certificate has been issued by another authority)	Approved	1,840.00	1,935.00	5.16%	95	
(a) Package (includes mandatory building inspections)	Approved	2,735.00	2,875.00	5.12%	140	
(b) Construction Certificate only	Approved	950	998	5.05%	48	
Building Certificates – EP&A Reg CL 260 Non-Regulated Fees for Development Services Construction Certificate Two Storey New Dwellings						
(a) Package (includes mandatory building inspections)	Approved	3,375.00	3,545.00	5.04%	170	
(c) Principal Certifying Authority only (when Council has been elected as PCA and the Construction Certificate has been issued by another authority)	Approved	2,480.00	2,605.00	5.04%	125	
(b) Construction Certificate only	Approved	1,595.00	1,675.00	5.02%	80	
Building Certificates – EP&A Reg CL 260 Non-Regulated Fees for Development Services Construction Certificate New Dwellings – Multi dwelling development						
Town houses / Villas	Approved	4,110.00	4,320.00	5.11%	210	
More than two units – cost per unit	Approved	660	693	5.00%	33	
Building Certificates – EP&A Reg CL 260 Non-Regulated Fees for Development Services Construction Certificate Dual Occupation						
(b) Construction Certificate only	Approved	2,310.00	2,430.00	5.19%	120	
(c) Principal Certifying Authority only (when Council has been elected as PCA and the Construction Certificate has been issued by another authority)	Approved	2,855.00	3,000.00	5.08%	145	
(a) Package (includes mandatory building inspections)	Approved	4,365.00	4,585.00	5.04%	220	
Building Certificates – EP&A Reg CL 260 Non-Regulated Fees for Development Services Construction Certificate Additional Inspection fee as follows						
Major Re-Inspections	Approved	385	405	5.19%	20	
Demolition Inspections	Approved	385	405	5.19%	20	
Minor Re-Inspections	Approved	275	289	5.09%	14	
Additional Final Occupation Certificate	Approved	355	373	5.07%	18	
Building Certificates – EP&A Reg CL 260 Non-Regulated Fees for Development Services Construction Certificate Building Class 2 to 9 Structures – Building Code of Australia						
Where estimated cost of construction is						
\$1 to \$50,000	Approved	1,355.00	1,560.00	15.13%	205	
\$50,000 to 100,000	Approved	2,120.00	2,440.00	15.09%	320	
Greater than \$100,000 and less than or equal to \$500,000	Approved	5,215.00	6,000.00	15.05%	785	
Greater than \$500,000 and less than or equal to \$1,000,000	Approved	9,605.00	11,050.00	15.04%	1,445.00	
Greater than \$2,500,000 and less than or equal to \$5,000,000	Approved	10,975.00	12,625.00	15.03%	1,650.00	
Greater than \$1,000,000 and less than or equal to \$2,500,000	Approved	9,985.00	11,485.00	15.02%	1,500.00	
Building Certificates – EP&A Reg CL 260 Non-Regulated Fees for Development Services Construction Certificate Modification of Construction Certificate						
Class 2 to 9 buildings less than 25% change to development	Approved	215	226	5.12%	11	
Application fee to provide Developer Contributions Quotes from Developers / Private Certifiers	Approved	355	373	5.07%	18	
Minimum Fee – applicable to all building classes	Approved	300	315	5.00%	15	

c /

Fee Name	Status	2022/2023 Fee (incl. GST)	2023/2024 Fee (incl. GST)	% Increase (incl. GST)	\$ Increase (incl. GST)	Comment
Building Certificates – EP&A Reg CL 260 Non-Regulated Fees for Development Services Occupation Certificate – Interim or Final						
For the purposes of Section 109C (1) (c) of EP&A Act being a certificate that authorises; (i) The occupation and use of a new building, (ii) A change of building use for an existing building	Approved	355	373	5.07%	18	
Building Certificates – EP&A Reg CL 260 Non-Regulated Fees for Development Services Footpath Hoardings – Roads Act Section 138 and EP&A Act Section 91						
Tower Crane Application fee	Approved	345	363	5.22%	18	
Tower Crane Monthly Fee – Slewing over Council property WITH Work Zone	Approved	925	972	5.08%	47	
Tower Crane Monthly Fee – Slewing over Council property WITHOUT Work Zone	Approved	4,555.00	4,785.00	5.05%	230	
Building Certificates – EP&A Reg CL 260 Non-Regulated Fees for Development Services Footpath Hoardings – Roads Act Section 138 and EP&A Act Section 91 Application Fee						
– LG Act Section 608 (2)						
Type B and Overhead type	Approved	690	725	5.07%	35	
Type A – Fence type	Approved	340	357	5.00%	17	
Building Certificates – EP&A Reg CL 260 Non-Regulated Fees for Development Services Footpath Hoardings – Roads Act Section 138 and EP&A Act Section 91 Occupancy Fee						
– LG Act Section 608 (2)						
Type A without traffic barrier	Approved	510	536	5.10%	26	
Low Risk – Linear metre / p.a (pro rata)	Approved	680	714	5.00%	34	
High Risk – Linear metre / p.a (pro rata)	Approved					
Building Certificates – EP&A Reg CL 260 Non-Regulated Fees for Development Services Footpath Hoardings – Roads Act Section 138 and EP&A Act Section 91 Occupancy Fee						
– LG Act Section 608 (2)						
Type B without site sheds	Approved	675	709	5.04%	34	
Low Risk – Linear metre / p.a (pro rata)	Approved	935	982	5.03%	47	
High Risk – Linear metre / p.a (pro rata)	Approved					
Building Certificates – EP&A Reg CL 260 Non-Regulated Fees for Development Services Footpath Hoardings – Roads Act Section 138 and EP&A Act Section 91 Occupancy Fee						
– LG Act Section 608 (2)						
Type B with single storey site sheds	Approved	1,691.00	1,780.00	5.26%	89	
Low Risk – Linear metre / p.a (pro rata)	Approved	905	951	5.08%	46	
High Risk – Linear metre / p.a (pro rata)	Approved					
Building Certificates – EP&A Reg CL 260 Non-Regulated Fees for Development Services Footpath Hoardings – Roads Act Section 138 and EP&A Act Section 91 Occupancy Fee						
– LG Act Section 608 (2)						
Type B with double storey site sheds	Approved	2,320.00	2,440.00	5.17%	120	
Low Risk – Linear metre / p.a (pro rata)	Approved	1,790.00	1,880.00	5.03%	90	
High Risk – Linear metre / p.a (pro rata)	Approved					
Building Certificates – EP&A Reg CL 260 Non-Regulated Fees for Development Services Directional/Community Signs						
Purchase of Signage – Flood Warning Sign	Approved	75	79	5.33%	4	
Banner Poles – Hire – Per Week/Per Pair	Approved	135	142	5.19%	7	
Banner Poles – Install & Remove Banner – Per banner	Approved	268	281.5	5.04%	13.5	
Purchase of Signage – Confined space	Approved	40	42	5.00%	2	
Purchase of Signage – OSD identification	Approved	20	21	5.00%	1	
Building Certificates – EP&A Reg CL 260 Non-Regulated Fees for Development Services Hoardings, Bonds and Bank Guarantees Footpath damage deposit per street frontage						
Class " A " Hoardings bonds						
Non CBD Area per street frontage	Approved	3,015.00	3,170.00	5.14%	155	
Parramatta CBD area per street frontage	Approved	6,025.00	6,330.00	5.06%	305	
Building Certificates – EP&A Reg CL 260 Non-Regulated Fees for Development Services Hoardings, Bonds and Bank Guarantees Footpath damage deposit per street frontage						
Class " B " Hoardings bonds						
Non CBD Area per street frontage	Approved	6,025.00	6,330.00	5.06%	305	
Parramatta CBD area per street frontage	Approved	12,050.00	12,655.00	5.02%	605	
Building Certificates – EP&A Reg CL 260 Non-Regulated Fees for Development Services Street Tree and Furniture Bonds						
Street tree bond (per street tree) – For all works valued over \$250,000	Approved	2,294.72	2,410.00	5.02%	115.28	
Street furniture per item – For all works valued over \$250,000	Approved	2,294.72	2,410.00	5.02%	115.28	
Building Certificates – EP&A Reg CL 260 Registration of Privately Issued Certificates – EP&A Reg CL 263 (2)						
Fee per certificate for the lodgement of a Complying Development Certificate, Construction Certificate, Occupation Certificate or Subdivision Certificates	Approved	40	42	5.00%	2	
City Design Development Applications & Planning Proposals 3D CAD Modelling Fees						
Initial data extraction	Approved	709	744.45	5.00%	35.45	
Lodgement Fee	Approved	470	493.5	5.00%	23.5	
Resubmission of a 3D file – Amendment Fee	Approved	470	493.5	5.00%	23.5	
Access to City Model for Commercial Photography – Fee Per Hour	Approved	119	124.95	5.00%	5.95	
City Design Development to be referred to a design excellence advisory panel (initial development applications)						
Initial consideration for developments – 3 storeys or less	Approved	1,897.00	1,991.85	5.00%	94.85	
More than 3 storey	Approved	3,801.00	3,991.05	5.00%	190.05	
Subsequent referral for developments – 3 storeys or less	Approved	637	668.85	5.00%	31.85	

C /

Fee Name	Status	2022/2023 Fee 2023/2024 Fee	% Increase	\$ Increase	Comment
		(incl. GST)	(incl. GST)	(incl. GST)	(incl. GST)
More than 3 storey	Approved	1,270.00	1,333.50	5.00%	63.5
City Design Development to be referred to a Design Excellence advisory panel (\$4.55 Modification applications)					
Initial consideration for developments – 3 storeys or less	Approved	1,825.00	1,916.25	5.00%	91.25
More than 3 storey	Approved	3,652.00	3,834.60	5.00%	182.6
Subsequent referral for developments – 3 storeys or less	Approved	605	635.25	5.00%	30.25
More than 3 storey	Approved	1,212.00	1,272.60	5.00%	60.6
City Events & Cultural Heritage Programs					
Application fee for Parramatta Square	Approved	0	16.38	∞	16.38
City Events & Cultural Heritage Programs Event Stall Charges Merchandise Stallholder fee Fees for Hire or use of facilities					
Cool Room - Maxi	Approved	0	506	∞	506
Cool Room - Mini	Approved	0	440	∞	440
Cool Room - Shared	Approved	0	110	∞	110
City Events & Cultural Heritage Programs Event Stall Charges All Events Extras fees Fees for Hire or use of facilities					
Pro Floor: per m sq (exclusive laying and removal)	Approved	6.71	16.5	145.90%	9.79
Market Umbrella and Base (2.7m diameter)	Approved	36.77	77	109.41%	40.23
City Events & Cultural Heritage Programs Street Activity Staff charges applicable to hirers of the public domain					
Monday to Friday, cost per hour, per staff member - Minimum charge 3 hours, minimum 2 staff members required at the discretion of the Manager, City Activation	Approved	0	44	∞	44
Public holiday, cost per hour, per staff member - Minimum charge 3 hours, minimum 2 staff members required at the discretion of the Manager, City Activation	Approved	0	82.5	∞	82.5
Saturday to Sunday, cost per hour, per staff member - Minimum charge 3 hours, minimum 2 staff members required at the discretion of the Manager, City Activation	Approved	0	55	∞	55
City Events & Cultural Heritage Programs Street Activity Events and Festivals Centenary Square (CS ) Commercial					
1/2 day or less	Approved	0	485.85	∞	485.85
Full day event (entire use of CSQ) - Price per day	Approved	0	2,030.38	∞	2,030.38
Full day event (partial use of CSQ) - Price per day	Approved	0	1,014.60	∞	1,014.60
City Events & Cultural Heritage Programs Street Activity Events and Festivals Centenary Square (CS ) Not-for-profit organisation, low level resourced or self funded charities					
1/2 day or less	Approved	0	121.29	∞	121.29
Full day event (entire use of CSQ) - Price per day	Approved	0	514.65	∞	514.65
Full day event (partial use of CSQ) - Price per day	Approved	0	257.32	∞	257.32
City Events & Cultural Heritage Programs Street Activity Events and Festivals Parramatta Square (PS ) Commercial					
Full day event (entire use of PSQ) - Price per day	Approved	0	3,045.57	∞	3,045.57
1/2 day or less	Approved	662.52	728.77	10.00%	66.25
Full day event (partial use of PSQ) - Price per day	Approved	1,383.54	1,521.89	10.00%	138.35
City Events & Cultural Heritage Programs Street Activity Events and Festivals Parramatta Square (PS ) Not for profit, low level resourced or self funded charities					
1/2 day or less	Approved	0	317.04	∞	317.04
Full day event (entire use of PSQ) - price per day	Approved	0	1,318.98	∞	1,318.98
Full dy event (partial use of PSQ) - price per day	Approved	0	659.45	∞	659.45
City Events & Cultural Heritage Programs Street Activity Leaflet Distribution, Promotions and Community Outreach Parramatta Square (PS )					
Fee per hour, Commercial	Approved	0	310.59	∞	310.59
Fee per hour, not-for-profit, low level resourced or self-funded charities	Approved	0	210.66	∞	210.66
Refundable bond to ensure compliance with rules and guidelines	Approved	0	185.51	∞	185.51
City Events & Cultural Heritage Programs Street Activity Leaflet Distribution, Promotions and Community Outreach Centenary Square (CS )					
Fee per hour, Commercial	Approved	0	207.05	∞	207.05
Fee per hour, not-for-profit, low level resourced or self-funded charities	Approved	0	140.44	∞	140.44
Refundable bond to ensure compliance with rules and guidelines	Approved	0	123.67	∞	123.67
City Events & Cultural Heritage Programs Street Activity Leaflet Distribution, Promotions and Community Outreach LGA-wide (excluding Centenary Square and Parramatta Square)					
Fee per hour, Commercial	Approved	0	35.28	∞	35.28
Fee per hour, not-for-profit, low level resourced or self-funded charities	Approved	0	17.68	∞	17.68



C /

Fee Name	Status	2022/2023 Fee (incl. GST)	2023/2024 Fee (incl. GST)	% Increase (incl. GST)	\$ Increase (incl. GST)	Comment
Refundable bond to ensure compliance with rules and guidelines	Approved	0	96.9	∞	96.9	
City Events & Cultural Heritage Programs Street Activity Occasional Footpath Trading Parramatta Square (PS )						
Commercial trading, per hire, per occasion	Approved	0	534.9	∞	534.9	
Not-for-profit, low level resourced, or self-funded charity, per hire, per occasion	Approved	0	26.52	∞	26.52	
City Events & Cultural Heritage Programs Street Activity Occasional Footpath Trading Centenary Square (CS )						
Commercial trading, per hire, per occasion	Approved	0	356.6	∞	356.6	
Not-for-profit, low level resourced, or self-funded charity, per hire, per occasion	Approved	0	17.68	∞	17.68	
City Events & Cultural Heritage Programs Street Activity Occasional Footpath Trading LGA-wide (excluding Centenary Square and Parramatta Square)						
Commercial trading, per hire, per occasion	Approved	0	142.16	∞	142.16	
Not-for-profit, low level resourced, or self-funded charity, per hire, per occasion	Approved	0	17.68	∞	17.68	
City Events & Cultural Heritage Programs Street Activity Outdoor Markets (fees for Stallholders per day at Council-organised Market) Parramatta Square (PS )						
Double Standard Site (6 metres x 6 metres)	Approved	0	206.25	∞	206.25	
Hot food site (3 metres x 3 metres)	Approved	0	196.35	∞	196.35	
Standard Site (3 metres x 3 metres)	Approved	0	140.25	∞	140.25	
City Events & Cultural Heritage Programs Street Activity Outdoor Markets (fees for Stallholders per day at Council-organised Market) Centenary Square (CS )						
Double Standard site (6 metres x 6 metres)	Approved	0	137.5	∞	137.5	
Hot food site (3 metres x 3 metres)	Approved	0	130.9	∞	130.9	
Standard site (3 metres x 3 metres)	Approved	0	93.5	∞	93.5	
City Events & Cultural Heritage Programs Street Activity Outdoor Markets (fees for Stallholders per day at Council-organised Market) LGA-wide (excluding Centenary Square and Parramatta Square)						
Double Standard site (6 metres x 6 metres)	Approved	0	68.2	∞	68.2	
Hot food site (3 metres x 3 metres)	Approved	0	62.7	∞	62.7	
Standard site (3 metres x 3 metres)	Approved	0	44	∞	44	
City Events & Cultural Heritage Programs Street Activity Outdoor Markets (fees for Market Organisers, per trading day)						
1/2 day or less	Approved	0	728.77	∞	728.77	
City Events & Cultural Heritage Programs Street Activity Outdoor Markets (fees for Market Organisers, per trading day) Parramatta Square (PS )						
Full day event (partial use of PSQ) - Price per day	Approved	0	1,521.89	∞	1,521.89	
City Events & Cultural Heritage Programs Street Activity Outdoor Markets (fees for Market Organisers, per trading day) Parramatta Square (PS ) Commercial						
Full day event (entire use of PSQ) - Price per day	Approved	0	3,045.57	∞	3,045.57	
City Events & Cultural Heritage Programs Street Activity Outdoor Markets (fees for Market Organisers, per trading day) Parramatta Square (PS ) Not-for-profit, low level resourced or self-funded charities						
1/2 day or less	Approved	0	317.04	∞	317.04	
Full day event (entire use of PSQ) - Price per day	Approved	0	1,318.98	∞	1,318.98	
Full day event (partial use of PSQ) - Price per day	Approved	0	659.45	∞	659.45	
City Events & Cultural Heritage Programs Street Activity Outdoor Markets (fees for Market Organisers, per trading day) Centenary Square (CS ) Commercial						
1/2 day or less	Approved	0	485.85	∞	485.85	
Full day event (entire use of CSQ) - Price per day	Approved	0	2,030.38	∞	2,030.38	
Full day event (partial use of CSQ) - Price per day	Approved	0	1,014.60	∞	1,014.60	
City Events & Cultural Heritage Programs Street Activity Outdoor Markets (fees for Market Organisers, per trading day) Centenary Square (CS ) Not-for-profit, low level resourced or self-funded charities						
1/2 day or less	Approved	0	121.29	∞	121.29	
Full day event (entire use of CSQ) - Price per day	Approved	0	514.65	∞	514.65	
Full day event (partial use of CSQ) - Price per day	Approved	0	257.32	∞	257.32	
City Events & Cultural Heritage Programs Street Activity Outdoor Markets (fees for Market Organisers, per trading day) LGA Wide (excluding Parramatta Square and Centenary Square)						
High risk event	Approved	0	757.27	∞	757.27	
Low risk event	Approved	0	158.22	∞	158.22	
Medium risk event	Approved	0	471.76	∞	471.76	
City Events & Cultural Heritage Programs Street Activity Portable Advertising						
Application Fee	Approved	0	142.6	∞	142.6	
One year permit	Approved	0	539.13	∞	539.13	
City Events & Cultural Heritage Programs Street Activity Retail Trading in Public Footpaths and Spaces						
Application Fee	Approved	0	142.6	∞	142.6	
CBD Permit, each m2, per annum	Approved	0	493.49	∞	493.49	
Non-CBD Permit, each m2, per annum	Approved	0	135.89	∞	135.89	
City Planning						
Planning Proposal - Reclassification of Land *Public hearing will be an additional fee	Approved	0	30,000.00	∞	30,000.00	
City Planning Amendment of an Environmental Planning Instrument Sale of Plans & Policies - LG Act Section 608 (2)						

c /

Fee Name	Status	2022/2023 Fee (incl. GST)	2023/2024 Fee (incl. GST)	% Increase (incl. GST)	\$ Increase (incl. GST)	Comment
Electronic copy of any Local Environmental Planning Instruments and Maps, Development Control Plans, Contribution Plans or any other City Strategy Plan or Policy	Approved	57.75	60.64	5.00%	2.89	
City Planning Amendment of an Environmental Planning Instrument Hardcopy copy of any Local Environmental Planning Instruments and Maps, Development Control Plans, Contribution Plans or any other City Strategy Plan or Policy to be charged at the following rates per page						
A4 Black & White	Approved	0.16	0.17	6.25%	0.01	
A3 Black & White	Approved	0.34	0.36	5.88%	0.02	
A3 Colour	Approved	1.73	1.82	5.20%	0.09	
A4 Colour	Approved	1.17	1.23	5.13%	0.06	
City Planning Categories of planning proposals						
Preliminary or Minor Planning Proposals (includes notification fee)	Approved	23,630.00	30,000.00	26.96%	6,370.00	
Planning proposals involving change to zoning and / or development controls of low complexity and / or where the planning proposal is consistent with the identified strategic framework (includes notification fee)	Approved	88,520.00	97,372.00	10.00%	8,852.00	
Planning proposals involving change to zoning and / or development controls of high complexity and / or planning proposal is seeking variation from the identified strategic framework (includes notification fee)	Approved	120,965.00	133,060.00	10.00%	12,095.00	
Any site greater than 1 hectares involving complex proposal with change in zoning and detailed urban design and urban capability assessment (includes notification fee)	Approved	164,225.00	180,645.00	10.00%	16,420.00	
City Planning Development Control Plan/Masterplan Applications						
Level 1 Preliminary	Approved	0	10,000.00	∞	10,000.00	
Maximum fee (Level 4)	Approved	0	60,000.00	∞	60,000.00	
Assessment of Development Control Plan (includes notification fee)	Approved	19,750.00	21,725.00	10.00%	1,975.00	
City Planning Notification fees						
DCP Notification Fee (site specific)	Approved	0	2,500.00	∞	2,500.00	
Planning Proposal Public Notification - Level 1 & 2	Approved	0	2,500.00	∞	2,500.00	
Planning Proposal Public Notification - Level 3 & 4	Approved	0	6,000.00	∞	6,000.00	
City Planning Voluntary Planning Agreements & Other Public Domain Assets Pre-execution						
VPA Notice of Intent / Administration Fee	Approved	0	500	∞	500	
Letter of offer - assessment/minimum application fee	Approved	0	3,000.00	∞	3,000.00	
Letter of offer - assessment/moderate application fee	Approved	0	6,000.00	∞	6,000.00	
Letter of offer - assessment/maximum application fee	Approved	0	10,000.00	∞	10,000.00	
VPA Advertising	Approved	0	3,000.00	∞	3,000.00	
VPA Re-Advertising	Approved	0	3,000.00	∞	3,000.00	
City Planning Voluntary Planning Agreements & Other Public Domain Assets Post-execution						
All Council inspections required post-execution (pre-PC, during defect liability period), including but not limited to: civil, structural, public domain, maintenance team periodic inspections, final review and sign-off	Approved	0	250	∞	250	
Detailed design review (per set of drawings provided)	Approved	0	750	∞	750	
Issue of certificate of practical completion	Approved	0	250	∞	250	
Corporate Services Access to Information (Statutory) Access to records by natural persons about their personal affairs						
Formal GIPA Application	Approved	30	31.5	5.00%	1.5	
Processing Charge - per hour (where applicable)	Approved	30	31.5	5.00%	1.5	
Internal Review	Approved	40	42	5.00%	2	
Corporate Services Copy of Rate Notice/Instalment Notice						
Purchase of Titles or Deeds (via outsourced information broker - Infotricks)	Approved	11.9	12.6	5.88%	0.7	
Copies of Rate Notices or Instalment Notices - each	Approved	21.3	22.5	5.63%	1.2	

C /

Fee Name	Status	2022/2023 Fee (incl. GST)	2023/2024 Fee (incl. GST)	% Increase (incl. GST)	\$ Increase (incl. GST)	Comment
Purchase of Plans (via outsourced information broker – Infotricks)	Approved	14.2	15	5.63%	0.8	
Corporate Services Dishonoured Cheques						
Dishonoured Cheque Fee – per cheque	Approved	36.75	39	6.12%	2.25	
Aggregation of Land Values for Rating Purposes – Section 548A	Approved	258.1	271.5	5.19%	13.4	
Corporate Services Document Preparation for Court						
Black and White Photocopies (A3) per copy	Approved	2.31	2.5	8.23%	0.19	
Black and White Photocopies (A4) per copy	Approved	1.26	1.35	7.14%	0.09	
Coloured Photocopies (A3) per copy	Approved	5.25	5.6	6.67%	0.35	
Coloured Photocopies (A4) per copy	Approved	2.63	2.8	6.46%	0.17	
Corporate Services Legal Services						
Standard contract or deed	Approved	1,671.60	1,760.00	5.29%	88.4	
Standard lease or licence	Approved	1,671.60	1,760.00	5.29%	88.4	
Solicitor (with less than 10 years post graduate experience) – Per Hour	Approved	410.55	432	5.22%	21.45	
Accredited Specialist Solicitor – Per Hour	Approved	527.1	554	5.10%	26.9	
Senior Solicitor (more than 10 yrs post graduate experience) – Per Hour	Approved	467.25	491	5.08%	23.75	
Standard parking area agreement	Approved	980.7	1,030.00	5.03%	49.3	
Administrative / Secretarial services – Per Hour	Approved	117.6	123.5	5.02%	5.9	
Paralegal – Per Hour	Approved	204.75	215	5.01%	10.25	
Corporate Services Physical Documentation Supplied under Access to Information (Formal and Informal GI/PA)						
Black and White Photocopies (A3) per copy	Approved	2.31	2.5	8.23%	0.19	
Black and White Photocopies (A4) per copy	Approved	1.26	1.35	7.14%	0.09	
Coloured Photocopies (A3) per copy	Approved	5.25	5.6	6.67%	0.35	
Coloured Photocopies (A4) per copy	Approved	2.63	2.8	6.46%	0.17	
Corporate Services Presented Cheque Search						
Search Fee to identify presenters bank account	Approved	67.2	71	5.65%	3.8	
Corporate Services Processing of Subpoenas						
Lodgement	Approved	63	66.5	5.56%	3.5	
Processing per hour	Approved	89.3	94	5.26%	4.7	
Corporate Services Rate Information Certification – Statutory – Section 603 LGA						
Copy of Sec 603 certificate – per certificate	Approved	35.4	37.5	5.93%	2.1	
Urgency Fee for Section 603 LGA – same day service per fax	Approved	59.09	62.5	5.77%	3.41	
Cancellation Fee Section 603 LGA	Approved	29.5	31	5.08%	1.5	
Corporate Services Sale of Tender Documents Via Tenderlink WebPortal						
Minimum fee for projects estimated at less than \$250,000	Approved	63.4	67	5.68%	3.6	
For projects estimated at \$250,000 or more	Approved	153	161	5.23%	8	
Corporate Services Statement of Account						
A Statement of rates, charges, rebates, reversals or receipts issued against an account for a specific year, or the current year to date	Approved	67.55	71	5.11%	3.45	
Corporate Services Written Ownership Advice						
A letter stating the ownership of a property – each	Approved	21.25	22.5	5.88%	1.25	
Development and Traffic Services Consultancy fees Fee for appointment of external consultants relating to quantity survey reports						
Cost of Works is greater than \$50,000,000 and less than \$100,000,000	Approved	0	2,200.00	∞	2,200.00	
Development and Traffic Services Development Application Pre-Lodgement Consultation						
Dual occupancy	Approved	895	1,034.00	15.53%	139	
Residential flat building, industrial and commercial (within Parramatta CBD)	Approved	4,044.00	4,670.60	15.49%	626.6	
Dwelling house, alterations and additions to domestic dwelling and change of use for retail, commercial and industrial	Approved	362	418	15.47%	56	
Multi-unit dwellings, commercial (outside Parramatta CBD) and child care centre	Approved	1,802.00	2,079.00	15.37%	277	
Development and Traffic Services Infrastructure and restoration administration fee						
Estimated cost of works \$5,000,001 – 10,000,000	Approved	1,035.00	1,090.00	5.31%	55	
Estimated cost of works \$10,000,001 and above	Approved	1,245.00	1,310.00	5.22%	65	

C /

Fee Name	Status	2022/2023 Fee (incl. GST)	2023/2024 Fee (incl. GST)	% Increase (incl. GST)	\$ Increase (incl. GST)	Comment
Estimated cost of works \$500,001 – \$1,000,000	Approved	625	657	5.12%	32	
Estimated cost of works \$0 – \$100,000	Approved	147	154.5	5.10%	7.5	
Estimated cost of works \$100,001 – \$500,000	Approved	415	436	5.06%	21	
Estimated cost of works \$1,000,001 – \$5,000,000	Approved	830	872	5.06%	42	
Development and Traffic Services Notification of a development application						
(1) New dwelling and alterations/additions to existing dwelling	Approved	104	130	25.00%	26	
(2) Other residential development i.e. dual occupancy	Approved	260	325	25.00%	65	
(3) Non residential development	Approved	208	260	25.00%	52	
Development and Traffic Services Other approvals - LG Act section 68, Part B - Water supply, sewerage and stormwater drainage work						
LG Act Section 608 (2) – Concurrently as part of development approval	Approved	145	152.5	5.17%	7.5	
LG Act Section 608 (2) – Where separate approval is sought	Approved	1,460.00	1,535.00	5.14%	75	
Development and Traffic Services Submission of Amended Plans – Prior to Determination of DA						
Estimated values of works > \$10m	Approved	1,214.05	1,275.00	5.02%	60.95	
Development and Traffic Services Traffic Services Assessment of Traffic Facility Plans to be delivered as part of a Condition of Consent through Traffic Committee process (exc. Supply and installation)						
Changes to parking restrictions within a local street for a length of less than 50m	Approved	0	200	∞	200	
Traffic Facilities in accordance within Schedule 4(4) of the Delegations to Council	Approved	0	2,000.00	∞	2,000.00	
Traffic Facilities other than those within Schedule 4(4) of the Delegations to Council and/or changes to parking restrictions and/or linemarking greater than 50m which do not require advertisement within a local newspaper	Approved	0	1,000.00	∞	1,000.00	
Development and Traffic Services Traffic Services Assessment of Construction Traffic Management Plan (CTMP) by Council as per DA Condition						
* CBD	Approved	0	500	∞	500	
* High Density and/or Town Centre areas within North Parramatta, South Parramatta, Epping, Granville, Carlingford & Westmead	Approved	0	300	∞	300	
* All other areas	Approved	0	100	∞	100	
Development and Traffic Services Traffic Services Special events (excluding free public entry events or street parties) Assessment of Special Event Traffic Management Plan (SETMP)						
Low Impact - Class 3 as per TNSW Guide to Traffic and Transport Management for Special Events	Approved	0	200	∞	200	
High Impact - Class 2 and above as per TNSW Guide to Traffic and Transport Management for Special Events	Approved	0	1,000.00	∞	1,000.00	
Development and Traffic Services Traffic Services Work ones						
Application Fee (non-refundable; processing time: 6-8 weeks)	Approved	1,578.00	1,735.00	9.95%	157	
Urgency fee for Works Zone approval within 3 weeks (in addition to application fee)	Approved	789	867	9.89%	78	
Development and Traffic Services Traffic Services Work ones Additional Weekly charge per metre length of Works one, temporary No Parking & No Stopping associated with construction on narrow roads						
Amendment of existing work zone fee	Approved	678	1,735.00	155.90%	1,057.00	
CBD	Approved	72	80	11.11%	8	
All other areas	Approved	15	16.5	10.00%	1.5	
North Parramatta, South Parramatta & Epping	Approved	47	51	8.51%	4	
Development and Traffic Services Traffic Services Road/Footpath Occupancy						
Application Fee (non-refundable; processing time: generally 2 days)	Approved	79.8	87.8	10.03%	8	
Urgency fee for Road Occupancy approval within 24 hours (in addition to application fee)	Approved	79.8	87.8	10.03%	8	
Development and Traffic Services Traffic Services Road/Footpath Occupancy Daily administration and monitoring fee for occupying road and/or footpath						
* CBD	Approved	0	235	∞	235	
* High Density and/or Town Centre areas within North Parramatta, South Parramatta & Epping + Granville, Carlingford & Westmead	Approved	0	140	∞	140	
* All other areas	Approved	0	80	∞	80	
Development and Traffic Services Traffic Services Road/Footpath Occupancy Daily fee for full footpath or full naturestrip closures (in addition to other relevant fees)						

C /

Fee Name	Status	2022/2023 Fee (incl. GST)	2023/2024 Fee (incl. GST)	% Increase (incl. GST)	\$ Increase (incl. GST)	Comment
* Per metre length of full footpath closure in the CBD	Approved	0	12.1	∞	12.1	
* Per metre length of full footpath closure in High Density and/or Town Centre areas within North Parramatta, South Parramatta, Epping, Granville, Carlingford & Westmead	Approved	0	7.7	∞	7.7	
* Per metre length all other areas (not applied if also occupying a road lane)	Approved	0	2	∞	2	
Development and Traffic Services Traffic Services Road/Footpath Occupancy Daily fee per metre length per lane up to 2 lanes of Road Lane or per at-grade car park space						
CBD	Approved	11	12.1	10.00%	1.1	
North Parramatta, South Parramatta & Epping	Approved	7	7.7	10.00%	0.7	
Development and Traffic Services Traffic Services Road/Footpath Occupancy Daily fee per metre length of each subsequent Road Lanes occupied (in addition to other relevant fees)						
* CBD	Approved	0	15	∞	15	
* High Density and/or Town Centre areas within North Parramatta, South Parramatta, Epping, Granville, Carlingford & Westmead	Approved	0	9.63	∞	9.63	
* All other areas	Approved	0	2.5	∞	2.5	
Development and Traffic Services Traffic Services Building Waste Containers Under 10m3 per container						
Application fee (includes one day or part thereof usage fee)	Approved	38	41.8	10.00%	3.8	
Additional fee for each additional day or part thereof	Approved	38	41.8	10.00%	3.8	
Development and Traffic Services Traffic Services Building Waste Containers Over 10m3 per container per day or part thereof						
Application fee (includes one day or part thereof usage fee)	Approved	68	74.8	10.00%	6.8	
Additional fee for each additional day or part thereof	Approved	68	74.8	10.00%	6.8	
Urgency fee for Waste Container approval within 24 hours (in addition to the above fee)	Approved	39	42.9	10.00%	3.9	
Development and Traffic Services Traffic Services Resident Parking Permit						
Purchase and renewal fee – ordinary	Approved	15	16.5	10.00%	1.5	
Purchase and renewal fee – full pensioners, full time students, and unemployed	Approved	8	8.8	10.00%	0.8	
Replacement Parking Permit – ordinary	Approved	8	8.8	10.00%	0.8	
Replacement Parking Permit – full pensioners, full time students, and unemployed	Approved	4	4.4	10.00%	0.4	
Development and Traffic Services Traffic Services Business Parking Permit						
Purchase and renewal fee	Approved	44	48.4	10.00%	4.4	
Development and Traffic Services Traffic Services Transferrable Resident Visitors Parking Permit						
Purchase and renewal fee – ordinary	Approved	15	16.5	10.00%	1.5	
Purchase and renewal fee – full pensioners, full time students, and unemployed	Approved	8	8.8	10.00%	0.8	
Replacement Parking Permit – ordinary	Approved	8	8.8	10.00%	0.8	
Replacement Parking Permit – full pensioners, full time students, and unemployed	Approved	4	4.4	10.00%	0.4	
Development and Traffic Services Traffic Services On-street and off street car share spaces in the Parramatta CBD Core						
Initial Application Fee*	Approved	4,428.00	4,870.80	10.00%	442.8	
Annual (Renewal) Application Fee*	Approved	4,428.00	4,870.80	10.00%	442.8	
Replacement Parking Permit Application Fee	Approved	84	92.4	10.00%	8.4	
Development and Traffic Services Traffic Services On-street and off-street car share spaces outside the Parramatta CBD Core						
Initial Application Fee*	Approved	429	471.9	10.00%	42.9	
Annual (Renewal) Fee*	Approved	171	188.1	10.00%	17.1	
Replacement Parking Permit Application Fee	Approved	84	92.4	10.00%	8.4	
Plus Annual usage fee per car share space where it replaces a metered parking car space	Approved	2,583.00	2,841.30	10.00%	258.3	
Development and Traffic Services Traffic Services User pay parking signs (including temporary bus zones)						
Administration fee (not related to Developments Consent)	Approved	0	200.5	∞	200.5	
Installation – per sign and post	Approved	273	300.5	10.07%	27.5	
Installation – per sign	Approved	73	80.27	9.96%	7.27	
Development and Traffic Services Traffic Services Oversize Vehicle Access on Local Road						

C /

Fee Name	Status	2022/2023 Fee (incl. GST)	2023/2024 Fee (incl. GST)	% Increase (incl. GST)	\$ Increase (incl. GST)	Comment
Permit Fee as set by National Heavy Vehicle Regulator	Approved	76	83.6	10.00%	7.6	
Development and Traffic Services Traffic Services Directional Community signs						
Installation – sign and post	Approved	735	808.7	10.03%	73.7	
Installation – sign only	Approved	489	537.39	9.90%	48.39	
Environment & Sustainability GIS Drainage Search & Plan Service						
Plan copy fee	Approved	44.9	47.5	5.79%	2.6	
Plan search fee – Cost/ half-hour and part thereof	Approved	111.05	117	5.36%	5.95	
Environment & Sustainability Repair/Reconstruction of Stormwater Drainage Pits/Pipes						
Junction Pit – New Stormwater Pit size 900mm square and 1.2m depth with heavy duty gatic cover	Approved	3,690.50	7,700.00	108.64%	4,009.50	
Inlet Pit – New Stormwater Pit size 600mm square and 1.2m depth with Grate only (Bicycle Safe Grate and Frame)	Approved	4,631.80	7,700.00	66.24%	3,068.20	
Pipe 375mm Diameter pipe-Reinforced Concrete Rubber Ring Spigot and Socket Jointed Class 3 – 1.2m deep Road Grated Kerb Inlet Pit – New Stormwater Pit size 600mm X 1200mm and 1.2m depth with Grate (Bicycle Safe Grate and Frame) and Extended Kerb Inlet Lintel 3.7m long (external).	Approved	1,387.99	1,980.00	42.65%	592.01	
Per Hour	Approved	330	347	5.15%	17	
Minimum charge	Approved	2,200.00	2,310.00	5.00%	110	
Environment & Sustainability Standard Drawings & Flood Data						
Issue copy of standard drawings / drainage map(s)	Approved	0	20	∞	20	
Issue copy of flood model information	Approved	0	556	∞	556	
Issue copy of reports / flood studies	Approved	0	150	∞	150	
Environment & Sustainability Stormwater Design Checking & Approvals						
All Other Drainage Related Development Assessments	Approved	0	2,500.00	∞	2,500.00	
Site Stormwater drainage connections	Approved	0	556	∞	556	
Environment & Sustainability Stormwater Site Inspections & Reviews						
Final Handover Inspection & Review	Approved	0	556	∞	556	
Preparation of report	Approved	74.6	556	645.31%	481.4	
Site inspection and assessment	Approved	139.75	147	5.19%	7.25	
Environment & Sustainability Written Flood Levels Flood levels and stormwater system/data search						
Development – Duplex +	Approved	325	342	5.23%	17	
Commercials	Approved	569.65	599	5.15%	29.35	
Residential	Approved	236.35	248.5	5.14%	12.15	
Parks & Open Space Open Space Works & Street Trees						
Open Space Works Inspections (Hold Point / Practical Completion / Handover)	Approved	0	308	∞	308	
Assessment and/or approval of public open space and street tree plans and specifications for DA and VPA	Approved	0	600	∞	600	
Assessment and/or approval of public open space and street tree plans and specifications for DA and VPA	Approved	0	180	∞	180	
Parks & Open Space Temporary Access via Park						
Key Bond	Approved	0	150	∞	150	
Application Fee	Approved	0	200	∞	200	
Inspection Fee	Approved	0	150	∞	150	
Damage deposit/bond	Approved	0	1,500.00	∞	1,500.00	
Damage deposit/bond - Non Resident/Commercial/Corporate	Approved	0	3,000.00	∞	3,000.00	
Aquatic Facilities Epping Aquatic Centre and Macarthur Girls High School.						
Family C (8 + people) Epping Aquatic Only	Approved	35.5	37.3	5.07%	1.8	
Aquatic Facilities Epping Aquatic Centre and Macarthur Girls High School. School Groups and Programs - Epping Aquatic Centre Swimming Carnival						
Additional Supervising Staff (pp p/hr)	Approved	59.09	62.1	5.09%	3.01	
Late Fee (per 15 mins or part thereof)	Approved	59.09	62.1	5.09%	3.01	



C /

Fee Name	Status	2022/2023 Fee (incl. GST)	2023/2024 Fee (incl. GST)	% Increase (incl. GST)	\$ Increase (incl. GST)	Comment
Swimming Carnival (Day) – full day (up to 6 hours) – use of the 50m pool only (Non-Parramatta LGA) PLUS normal Pool entry	Approved	567.35	595.7	5.00%	28.35	
Aquatic Facilities Epping Aquatic Centre and Macarthur Girls High School. School Groups and Programs - Epping Aquatic Centre Aqua Aerobics						
Concession 20 ticket – Student	Approved	200.84	210.9	5.01%	10.06	
Aquatic Facilities Epping Aquatic Centre and Macarthur Girls High School. Multi Visit Passes						
10 visit pass adult	Approved	64	67.2	5.00%	3.2	
Aquatic Facilities Epping Aquatic Centre and Macarthur Girls High School. Memberships						
Adult Membership – 3 months	Approved	256.94	269.8	5.01%	12.86	
Adult Membership – 6 months	Approved	452.64	475.3	5.01%	22.66	
Family 6 months membership	Approved	508.2	533.6	5.00%	25.4	
Aquatic Facilities Epping Aquatic Centre and Macarthur Girls High School. Swim School Learn to Swim						
Child per lesson (non-Parramatta LGA) Epping Aquatic Centre ONLY	Approved	11.8	12.4	5.08%	0.6	
Aquatic Facilities Parramatta Aquatic Centre Aquatic Facilities Sauna/Spa/Steam/Pool						
Member entry to Sauna/Steam/Spa	Approved	0	9.3	∞	9.3	
Aquatic Facilities Parramatta Aquatic Centre Wellness / Fitness Facilities Personal Training and Assessments						
Fitness Scan and Assessment	Approved	0	40	∞	40	
Personal Training 1:1 – 1 hour session – 3 session pack	Approved	0	202.5	∞	202.5	
Personal Training 1:1 – 30 minute session	Approved	0	50	∞	50	
Personal Training 1:1 – 30 minute session – 10 session pack	Approved	0	450	∞	450	
Personal Training 1:1 – 30 minute session – 3 session pack	Approved	0	135	∞	135	
Personal Training Small Group (2 to 4) – 1 hour session per person	Approved	0	68	∞	68	
Personal Training Small Group (2 to 4) – 1 hour session per person – 10 session pack	Approved	0	612	∞	612	
Personal Training Small Group (2 to 4) – 30 minute session per person	Approved	0	40	∞	40	
Personal Training Small Group (2 to 4) – 30 minute session per person – 10 session pack	Approved	0	360	∞	360	
Aquatic Facilities Parramatta Aquatic Centre Wellness / Fitness Facilities Personal Training – fortnightly direct debit						
Personal Training 1:1 – per 30 minute session – Direct Debit agreement	Approved	30	45	50.00%	15	Correcting error in original entry.
Personal Training 1:1 – per 1 hour session – Direct Debit agreement	Approved	63.63	70	10.01%	6.37	
Aquatic Facilities Parramatta Aquatic Centre Memberships						
Replacement membership cards. Per card.	Approved	0	6	∞	6	
Aquatic Facilities Parramatta Aquatic Centre Memberships Memberships: Aquatics/ Pool ONL / No Fitness Classes (DD 12 month agreement)						
Adult Swim Membership. Weekly cost debited fortnightly.	Approved	0	17.5	∞	17.5	
Child Swim Membership. Weekly cost debited fortnightly.	Approved	0	11.5	∞	11.5	
Concession 3 Month Swim Membership. Total cost.	Approved	0	198	∞	198	
Concession Swim Membership. Weekly cost debited fortnightly.	Approved	0	11.5	∞	11.5	
Concession 6 Month Swim Membership. Total cost.	Approved	0	352	∞	352	
Aquatic Facilities Parramatta Aquatic Centre Memberships Memberships: Fitness Only Membership						
Adult Fitness Only Membership. Weekly cost charged fortnightly.	Approved	0	20	∞	20	
Concession Fitness Only Membership. Weekly cost charged fortnightly.	Approved	0	17	∞	17	
Aquatic Facilities Parramatta Aquatic Centre Aquatic Programming Swim School Programs						
Concession Cost per lesson.	Approved	0	15.5	∞	15.5	
Aquatic Facilities Parramatta Aquatic Centre Aquatic Programming Swim Squad Programs						
Bronze Squad per month.	Approved	0	27.5	∞	27.5	
Gold Squad per month.	Approved	0	47.5	∞	47.5	
Private Swimming Lesson	Approved	0	67.5	∞	67.5	
Silver Squad per month.	Approved	0	40	∞	40	
Transition from Learn To Swim	Approved	0	21	∞	21	
Aquatic Facilities Pool Lane Hire Casual Lane Hire Epping Aquatic Centre ONL – All other hirers						
General Lane Hire Booking – per lane per hour	Approved	43.8	46	5.02%	2.2	
1 x 50m Lane – per hour	Approved	40.19	42.2	5.00%	2.01	

c /

Fee Name	Status	2022/2023 Fee (incl. GST)	2023/2024 Fee (incl. GST)	% Increase (incl. GST)	\$ Increase (incl. GST)	Comment
Recreation Facilities and Programs Bicycle Locker Hire						
3 calendar months hire	Approved	74.47	78.5	5.41%	4.03	
12 calendar months hire	Approved	294.22	309	5.02%	14.78	
Recreation Facilities and Programs Meeting Rooms Hire Meeting Rooms Fees – Weekday hourly rate (Mon – Fri 6pm)						
Group 2 – Meeting Rooms – Unfunded Not for Profit	Approved	14.7	15.45	5.10%	0.75	
Group 1 – Meeting Rooms – Unfunded Not for Profit	Approved	16.13	16.95	5.08%	0.82	
Group 3 – Meeting Rooms – Commercial	Approved	43.75	45.95	5.03%	2.2	
Group 1 – Meeting Rooms – Commercial	Approved	53.95	56.65	5.00%	2.7	
Recreation Facilities and Programs Meeting Rooms Hire Meeting Rooms Fees – Weekend hourly rate (Fri 6pm – Sun and Public Holidays)						
Group 3 – Meeting Rooms – Community	Approved	32.65	34.3	5.05%	1.65	
Group 2 – Meeting Rooms – Unfunded Not for Profit	Approved	17.85	18.75	5.04%	0.9	
Group 1 – Meeting Rooms – Commercial	Approved	64.8	68.05	5.02%	3.25	
Group 1 – Meeting Rooms – Community	Approved	38.9	40.85	5.01%	1.95	
Recreation Facilities and Programs Public Halls Hire Public Halls Fees – Weekday hourly rate (Mon – Fri 6pm)						
Group 3 – Public Halls – Unfunded Not-for-profit	Approved	18.8	19.75	5.05%	0.95	
Group 3 – Public Halls – Unfunded Not-for-profit	Approved	18.8	19.75	5.05%	0.95	
Group 1 – Public Halls – Unfunded Not-for-profit	Approved	25.8	27.1	5.04%	1.3	
Group 3 – Public Halls – Community	Approved	37.7	39.6	5.04%	1.9	
Group 1 – Public Halls – Community	Approved	51.65	54.25	5.03%	2.6	
Group 3 – Public Halls – Commercial	Approved	62.89	66.05	5.02%	3.16	
Group 1 – Public Halls – Commercial	Approved	86.05	90.35	5.00%	4.3	
Group 2 – Public Halls – Commercial	Approved	74.05	77.75	5.00%	3.7	
Recreation Facilities and Programs Public Halls Hire Public Halls Fees – Weekend hourly rate (Fri 6pm – Sun and Public Holidays)						
Group 2 – Public Halls – Unfunded Not-for-profit	Approved	31.5	33.1	5.08%	1.6	
Group 2 – Public Halls – Community	Approved	62.89	66.05	5.02%	3.16	
Group 2 – Public Halls – Commercial	Approved	104.8	110.05	5.01%	5.25	
Recreation Facilities and Programs Sporting Fields, Parks & Reserves (A) Seasonal Hire of Sporting Fields Full Day – Full Sized Field – per Field						
A Grade	Approved	2,103.05	2,208.20	5.00%	105.15	
B Grade	Approved	1,110.75	1,166.30	5.00%	55.55	
C Grade	Approved	838.95	880.9	5.00%	41.95	
D Grade	Approved	694.15	728.85	5.00%	34.7	
Recreation Facilities and Programs Sporting Fields, Parks & Reserves (A) Seasonal Hire of Sporting Fields Half Day or Evening – Full Sized Field – per Field						
C Grade	Approved	419.55	440.55	5.01%	21	
D Grade	Approved	335.6	352.4	5.01%	16.8	
B Grade	Approved	546.1	573.4	5.00%	27.3	
Recreation Facilities and Programs Sporting Fields, Parks & Reserves (A) Seasonal Hire of Sporting Fields Full Day – Half Sized Field – per Field						
D Grade	Approved	335.55	352.35	5.01%	16.8	
B Grade	Approved	546.1	573.4	5.00%	27.3	
Recreation Facilities and Programs Sporting Fields, Parks & Reserves (A) Seasonal Hire of Sporting Fields Half Day or Evening – Half Sized ( junior) Field – per Field						
B Grade	Approved	271.6	285.2	5.01%	13.6	
C Grade	Approved	210	220.5	5.00%	10.5	
D Grade	Approved	170.9	179.45	5.00%	8.55	
Recreation Facilities and Programs Sporting Fields, Parks & Reserves (A) Seasonal Hire of Sporting Fields Synthetic Sportsfields						
School Rate per hour	Approved	17.75	18.65	5.07%	0.9	
Season Rate per hour	Approved	49.64	52.15	5.06%	2.51	
Casual Rate per hour	Approved	86.84	91.2	5.02%	4.36	
Professional Rate per hour per field	Approved	183.6	192.8	5.01%	9.2	
Commercial Rate per hour per field	Approved	286.85	301.2	5.00%	14.35	
Recreation Facilities and Programs Sporting Fields, Parks & Reserves (C) Casual Use of Parks, Reserves and Sports Fields Special Event/Performance 500 in Attendance (Rate Per Hour)						
Category Community – Fee for Hire or use of facilities	Approved	94.5	99.25	5.03%	4.75	
Recreation Facilities and Programs Sporting Fields, Parks & Reserves (C) Casual Use of Parks, Reserves and Sports Fields Sporting Activity/Community Gathering 500 in attendance (Rate Per Hour)						
Category Commercial – Fee for Hire or use of facilities	Approved	78.75	82.7	5.02%	3.95	
Recreation Facilities and Programs Sporting Fields, Parks & Reserves (C) Casual Use of Parks, Reserves and Sports Fields Organised or commercial group fitness and personal training – per season						
3-9 participants (maximum of 12, 2-hour sessions per week)	Approved	592.45	622.05	5.00%	29.6	
10-18 participants (maximum of 8, 2.5 hour sessions per week)	Approved	888.59	933	5.00%	44.41	
Recreation Facilities and Programs Sporting Fields, Parks & Reserves (C) Casual Use of Parks, Reserves and Sports Fields Seasonal Hire – Other Formal organised groups only, no commercial use						
Full day	Approved	690.4	724.9	5.00%	34.5	

C /

Fee Name	Status	2022/2023 Fee (incl. GST)	2023/2024 Fee (incl. GST)	% Increase (incl. GST)	\$ Increase (incl. GST)	Comment
Recreation Facilities and Programs Sporting Fields, Parks & Reserves (C) Casual Use of Parks, Reserves and Sports Fields Additional Charges for Sporting Fields Parks and Reserves						
The use and erection of structures including jumping castles, petting zoos, stalls, marquees, staging, and sound amplification.	Approved	118.94	124.9	5.01%	5.96	
Regulatory Services Abandoned Vehicles – Removal and Storage Abandoned Vehicles						
Fee for administration of refunding proceeds of sale of impounded vehicle	Approved	60	199.75	232.92%	139.75	This year's fee incorporates officer investigation resources (wages). This was not captured in last year's fees however it is appropriate to include as this is the true cost of impounding an abandoned vehicle. Previous fee only included refund admin cost.
Regulatory Services Animal Registration Fees – Animal Companions Act 1999 Cat Trap Hire						
Return Deposit	Approved	51	54	5.88%	3	
Pensioner Return Deposit	Approved	26	27.5	5.77%	1.5	
Pensioner Hire Fee	Approved	11	11.6	5.45%	0.6	
Hire Fee	Approved	19	20	5.26%	1	
Regulatory Services Impounded Items (other than vehicles, clothing bins & shopping trolleys) Fee for Administration, Advertising, Seizure, Taking Charges, Removal Costs and Release Fee (maximum)						
Up to 1.2m2	Approved	111	117	5.41%	6	
Greater than or equal to 1.2m2	Approved	221	232.5	5.20%	11.5	
Storage charges per day	Approved	16	16.8	5.00%	0.8	
Regulatory Services Regulated Premises – Public Health – Food 2. Mobile Food Vendors a. Annually renewable registration & inspection, 1 review included, charge per vehicle						
Category (1) Ice Cream/soft serve and/or potentially hazardous ready-to-eat products	Approved	320	336	5.00%	16	
Regulatory Services Regulated Premises – Public Health – Food 2. Mobile Food Vendors b. Re-inspection fee – Applicable where 1 review inspection has been conducted						
Category (2) Packaged food/drink products only, where no direct handling or processing of food undertaken	Approved	199	214	7.54%	15	Increased by \$15 to match initial inspection fee
Category (1) Ice Cream/soft serve and/or heated products	Approved	320	336	5.00%	16	
Regulatory Services Regulated Premises – Public Health – Food 3. Royal Easter Show						
Medium Risk Food Outlets/Food Van/Permanent Site/Mobile Vendor	Approved	0	305	∞	305	
Regulatory Services Regulated Premises – Public Health – Food 4. Temporary Food Stalls						
Late Fee Temporary Food Application Fee	Approved	0	50	∞	50	
Temporary Food Application Fee (per application)	Approved	0	50	∞	50	
Regulatory Services Regulated Premises – Public Health – Food 4. Temporary Food Stalls Annual (financial year) registration of temporary food stall (Inclusive of all food inspection fees)						
Category (1) Commercial operation	Approved	257	270	5.06%	13	
Regulatory Services Regulated Premises – Public Health – Other a. Inspection fee – Legionella control (Cooling towers), Mortuaries, Barber, Hairdressing, Beauty Treatment, Body piercing & Tattoo Premises Cooling Towers and Warm Water Systems						
Each re-inspection (per hour + 1/2 hour or part thereof < 1 hour)	Approved	152	160	5.26%	8	
Warm Water Premises	Approved	735	772	5.03%	37	
Regulatory Services Regulated Premises – Public Health – Other a. Inspection fee – Legionella control (Cooling towers), Mortuaries, Barber, Hairdressing, Beauty Treatment, Body piercing & Tattoo Premises High risk skin penetration premises & mortuaries						
Inspection fee (Inclusive of 1 review inspection)	Approved	336	353	5.06%	17	
Regulatory Services Regulated Premises – Public Health – Other a. Inspection fee – Legionella control (Cooling towers), Mortuaries, Barber, Hairdressing, Beauty Treatment, Body piercing & Tattoo Premises Improvement Notices and Prohibition Orders Under Public Health Regulation 2012						
Containing a regulated system (cooling tower/warm water system)	Approved	560	620	10.71%	60	Increased as per schedule 5 of the PH Reg 2022
Any other premises (skin penetration, public swimming pool)	Approved	270	290	7.41%	20	Increased as per Schedule 5 of the PH Reg 2022
Regulatory Services Regulated Premises – Public Health – Other a. Inspection fee – Legionella control (Cooling towers), Mortuaries, Barber, Hairdressing, Beauty Treatment, Body piercing & Tattoo Premises Public and Semi-Public Swimming Pools						
Public Health Regulation Notification Fee (regulated system/s, public pool/spa, skin penetration premises)	Approved	100	105	5.00%	5	Increased as per Schedule 5 of the PH Reg 2022 - minimum fee used
Regulatory Services Regulated Premises – Public Health – Other 7. Other Event						
Other event inspection fees each event (e.g. Tattoo Expo, temporary skin penetration stall)	Approved	115	121	5.22%	6	
Addition inspection / re-inspection fee*	Approved	115	121	5.22%	6	
Regulatory Services Regulated Premises – Public Health – Other 8. Environmental / Protection of the Environment Operations Act						
Environmental Compliance Inspection Fee	Approved	0	425	∞	425	
Clean-up Notice / Prevention Notice / Administration Fee	Approved	605	785	29.75%	180	Increased as per cl151 of POEO Regulation 2022

C /

Fee Name	Status	2022/2023 Fee (incl. GST)	2023/2024 Fee (incl. GST)	% Increase (incl. GST)	\$ Increase (incl. GST)	Comment
Regulatory Services Regulatory Control Annual Fire Safety Statements – EP&A Reg Cl. 177(1)						
Incorrect Annual Fire Safety Statement (per submission)	Approved	0	100	∞	100	
Annual Fire Safety Statement – Request to stay penalty infringement notice	Approved	441	464	5.22%	23	
Regulatory Services Regulatory Control Fire safety Inspection						
Additional time billed at 15 minute intervals pro rata	Approved	200	220	10.00%	20	
Regulatory Services Regulatory Control Graffiti Removal						
Graffiti Removal (Using Paint Over) – per sq. metre	Approved	33	35	6.06%	2	
Graffiti Removal (Using Chemical) – per sq. metre	Approved	48	50.5	5.21%	2.5	
Graffiti Removal Flat Hourly Rate – per hour	Approved	179	188	5.03%	9	
Regulatory Services Regulatory Control Monitoring compliance of restricted premises including Brothels Massage Parlours and other regulated or similar premises						
Then per 1/4 hour thereafter	Approved	151	159	5.30%	8	
Boarding House inspection	Approved	284	298.5	5.11%	14.5	
Fee for Council staff to undertake monitoring – Minimum fee 1st hour	Approved	594	624	5.05%	30	
Regulatory Services Swimming Pools Safety Swimming Pools Act Certificates – for pool barrier requirements						
Application for inspection and Certificate of Compliance – Section 22C&D – Swimming Pools Reg Cl. 18A First inspection + Reinspection (If follow-up inspection not required, \$100 will be refunded)	Approved	250	275	10.00%	25	
Swimming Pool Re-inspection Fee	Approved	100	110	10.00%	10	
Riverside Theatres Riverside Theatres Community Hire Rates Riverside Theatre Community Hire Courtyard (full day)						
Sunday to Thursday*	Approved	920	1,050.00	14.13%	130	
Friday to Saturday*	Approved	1,295.00	1,450.00	11.97%	155	
Riverside Theatres Riverside Theatres Community Hire Rates Riverside Theatre Community Hire Courtyard (half day)						
Sunday to Thursday*	Approved	460	550	19.57%	90	
Friday to Saturday*	Approved	645	750	16.28%	105	
Riverside Theatres Riverside Theatres Community Hire Rates Riverside Theatre Community Hire One Performance Only						
Sunday to Thursday*	Approved	4,355.00	5,900.00	35.48%	1,545.00	
Friday to Saturday*	Approved	5,870.00	7,000.00	19.25%	1,130.00	LEVEL 1 - applies to subsidised Arts Organisations, Dance Schools or other similar ticketed semi-commercial activity - ie Wakakiri
Riverside Theatres Riverside Theatres Community Hire Rates Riverside Theatre Community Hire Additional Performances						
Fri-Sat - Further Additional Performances	Approved	0	2,100.00	∞	2,100.00	
Sun-Thu - Further Additional Performances	Approved	0	1,800.00	∞	1,800.00	
Riverside Theatres Riverside Theatres Community Hire Rates Riverside Theatre Level 1						
Lennox Holding Room or LX Plot Rate	Approved	0	650	∞	650	
Sun- Thur First Additional Performance	Approved	0	3,850.00	∞	3,850.00	This is a discounted rate on Sun- Thurs Single performance rate of \$5900
Riverside Theatres Riverside Theatres Community Hire Rates Lennox Theatre Community Hire One Performance Only						
Friday to Saturday*	Approved	1,645.00	2,000.00	21.58%	355	
Sunday to Thursday*	Approved	1,295.00	1,500.00	15.83%	205	LEVEL 1 - applies to subsidised Arts Organisations, Dance Schools or other similar ticketed semi-commercial activity - ie Wakakiri
Riverside Theatres Riverside Theatres Community Hire Rates Lennox Theatre Community Hire Additional Performances						
Fri-Sat - Further Additional Performances	Approved	0	600	∞	600	
Sun-Thu - Further Additional Performances	Approved	0	500	∞	500	
Riverside Theatres Riverside Theatres Community Hire Rates Rafferty s Theatre Community Hire Additional Performances						
Fri-Sat - Further Additional Performances	Approved	0	350	∞	350	
Sun-Thu - Further Additional Performances	Approved	0	300	∞	300	
Riverside Theatres Riverside Theatres Parramatta Commercial Performance Hire Rates Riverside Theatre One Performance Only						
Sunday to Thursday*	Approved	5,595.00	6,500.00	16.18%	905	
Friday to Saturday*	Approved	7,150.45	7,700.00	7.69%	549.55	
Riverside Theatres Riverside Theatres Parramatta Commercial Performance Hire Rates Riverside Theatre Additional Performances						
Fri-Sat Further Additional Performances	Approved	0	2,300.00	∞	2,300.00	This fee is for additional performances at a discount rate on daily rate of \$7200.00
Sun- Thur Further Additional Performances	Approved	0	2,000.00	∞	2,000.00	Sun- thur Further additional performance . To allow for multiple performances in a day

c /

Fee Name	Status	2022/2023 Fee (incl. GST)	2023/2024 Fee (incl. GST)	% Increase (incl. GST)	\$ Increase (incl. GST)	Comment
Riverside Theatres	Riverside Theatres Parramatta Commercial Performance Hire Rates	Lennox Theatre One Performance Only				
Sunday to Thursday*	Approved	1,615.00	1,700.00	5.26%	85	
Riverside Theatres	Riverside Theatres Parramatta Commercial Performance Hire Rates	Lennox Theatre Additional Performances				
Fri-Sat Further Additional Performances	Approved	0	700	∞	700	Discounted on rate of \$2300.00
Sun-Thu Further Additional Performances	Approved	0	600	∞	600	
Riverside Theatres	Riverside Theatres Parramatta Commercial Performance Hire Rates	Rafferty's Theatre Additional Performances				
Fri-Sat - Further Additional Performances	Approved	0	400	∞	400	
Sun-Thu - Further Additional Performances	Approved	0	300	∞	300	
Riverside Theatres	Riverside Theatres Parramatta Commercial Performance Hire Rates	Courtyard (full day)				
Sunday to Thursday*	Approved	1,155.00	1,250.00	8.23%	95	
Friday to Saturday*	Approved	1,615.00	1,700.00	5.26%	85	
Riverside Theatres	Riverside Theatres Parramatta Commercial Performance Hire Rates	Courtyard (half day)				
Sunday to Thursday*	Approved	575	650	13.04%	75	
Waste & Cleansing	Commercial Waste Management Charge	One Bin removed once weekly				
80 Litre Bin Service	Approved	444.5	466.73	5.00%	22.23	
140 Litre Bin Service	Approved	493.35	518.02	5.00%	24.67	
240 Litre Bin Service	Approved	743.3	780.47	5.00%	37.17	
660 Litre Bin Service	Approved	1,861.30	1,954.37	5.00%	93.07	
1,100 Litre Bin Service	Approved	2,611.75	2,742.34	5.00%	130.59	
Waste & Cleansing	Commercial Waste Management Charge	Bin Replacement (for second and subsequent loss per year)				
80 Litre Bin Service	Approved	80.6	84.63	5.00%	4.03	
140 Litre Garbage Bin	Approved	80.6	84.63	5.00%	4.03	
240 Litre Garbage Bin	Approved	87.95	92.35	5.00%	4.4	
660 Litre Mobile Garbage Bin	Approved	375.85	394.64	5.00%	18.79	
1,100 Litre Mobile Garbage Bin	Approved	501.05	526.1	5.00%	25.05	
Waste & Cleansing	Commercial Waste Management Charge	(a) Recycling Service Charge				
Provision of 240 Litre bin collected weekly (1 pick up) – Annual Charge	Approved	130.8	137.34	5.00%	6.54	
Provision of 660 Litre Bin co-mingled collected weekly (1 pick-up) – Annual Charge	Approved	631.05	662.6	5.00%	31.55	
Provision of 1,100 Litre Bin co-mingled collected weekly (1 pick-up) – Annual Charge	Approved	854.8	897.54	5.00%	42.74	
Waste & Cleansing	Commercial Waste Management Charge	(b) Garden Waste Service				
Provision of 240 Litre bin collected fortnightly	Approved	130.8	137.34	5.00%	6.54	
Waste & Cleansing	Domestic Waste Management	One Bin removed once weekly				
80 Litre Bin Service	Approved	436.05	457.85	5.00%	21.8	
140 Litre Bin Service	Approved	476.7	500.54	5.00%	23.84	
240 Litre Bin Service	Approved	718.75	754.69	5.00%	35.94	
660 Litre Bin Service	Approved	1,810.20	1,900.71	5.00%	90.51	
1,100 Litre Bin Service	Approved	2,481.75	2,605.84	5.00%	124.09	
Waste & Cleansing	Domestic Waste Management	One Bin removed once weekly (a) Recycling Service Charge (Additional)				
Provision of 240 Litre bin collected fortnightly	Approved	123.8	129.99	5.00%	6.19	
Waste & Cleansing	Domestic Waste Management	One Bin removed once weekly (b) Garden Waste Service (Additional)				
Provision of 240 Litre bin collected fortnightly	Approved	123.8	129.99	5.00%	6.19	
Waste & Cleansing	Domestic Waste Management	One Bin removed once weekly (c) Extra kerb side clean up (Additional)				
2 cubic metres pile in addition to the four pre-booked Council clean ups	Approved	94.5	99.23	5.01%	4.73	
Waste & Cleansing	Domestic Waste Management	Service Availability Charge				
Availability Charge	Approved	85.6	89.88	5.00%	4.28	
Waste & Cleansing	Domestic Waste Management	Compost Bins Bin Replacement				
80 Litre Bin Service	Approved	76.75	80.59	5.00%	3.84	
140 Litre Garbage Bin	Approved	76.75	80.59	5.00%	3.84	
240 Litre Garbage Bin	Approved	83.75	87.94	5.00%	4.19	
660 Litre Mobile Garbage Bin	Approved	366.95	385.3	5.00%	18.35	
1,100 Litre Mobile Garbage Bin	Approved	489.25	513.71	5.00%	24.46	
Universal lock box for residential flat buildings	Approved	500	524.99	5.00%	24.99	
Roads & Infrastructure	Contribution to Works under Section 217 of the Roads Act, 1993	The below approved unit rates represent the contribution payable being 50% of Council's costs of construction (a) Kerb & Gutter Construction (all properties)				
(ii) Side Boundary – per mtr.	Approved	94.95	100	5.32%	5.05	
(i) Along Frontage – per mtr.	Approved	189.95	199.5	5.03%	9.55	
Roads & Infrastructure	Contribution to Works under Section 217 of the Roads Act, 1993	The below approved unit rates represent the contribution payable being 50% of Council's costs of construction (b) Footpath Construction (for property rate exempt under Section 555 of the Act)				
(i) Concrete Footpath – per mtr.	Approved	142.5	150	5.26%	7.5	
Roads & Infrastructure	DS1 – Footway Design Level Service (Finished Street Boundary Level)	(i) Single residences				

c /

Fee Name	Status	2022/2023 Fee (incl. GST)	2023/2024 Fee (incl. GST)	% Increase (incl. GST)	\$ Increase (incl. GST)	Comment
Single frontage fee	Approved	545.75	574	5.18%	28.25	
Two frontages fee	Approved	622.65	654	5.03%	31.35	
Roads & Infrastructure	DS1 – Footway Design Level Service (Finished Street Boundary Level)	(ii) Other				
Frontage fee/m (first 40m)	Approved	20.8	22	5.77%	1.2	
Minimum Fee	Approved	545.85	574	5.16%	28.15	
Roads & Infrastructure with development	DS4 – Engineering/Landscaping/Traffic Design Checking, Approval	Fees with respect to roads and drainage related works in the public way associated				
Per metre	Approved	41.15	43.5	5.71%	2.35	
Establishment Fee	Approved	173.95	183	5.20%	9.05	
Roads & Infrastructure	DS6 – Survey Plans & Search					
Fixed price after the agreement or min. charge per hour (crew of two)	Approved	359.45	378	5.16%	18.55	
Roads & Infrastructure	DS12 – Vehicular Crossing Design Service	Residential (standard)				
Additional site inspection (each)	Approved	106.85	112.5	5.29%	5.65	
Each additional crossing	Approved	134.45	141.5	5.24%	7.05	
Single crossing fee (Survey, design, specification – 2 site inspections)	Approved	562.2	591	5.12%	28.8	
Roads & Infrastructure	DS12 – Vehicular Crossing Design Service	Flats/Commercial/Industrial (heavy duty)				
Single crossing fee (Survey, design, specification – 3 site inspections)	Approved	1,076.90	1,135.00	5.40%	58.1	
Each additional site inspection (each)	Approved	106.85	112.5	5.29%	5.65	
Each additional crossing	Approved	269.3	283	5.09%	13.7	
Roads & Infrastructure	Fees for Construction of Special Vehicular Footpath Crossings and Associated Works by Council	Residential				
Footpath Crossing slab (125mm) – per metre	Approved	343.1	361	5.22%	17.9	
Layback ONLY (3.00m long or 4.20m, including wings)	Approved	2,548.45	2,680.00	5.16%	131.55	
Additional layback length – per metre	Approved	418	439	5.02%	21	
Footpath Crossing strips 800mm wide x 125mm thick for footpath widths over 5m – per m2	Approved	418	439	5.02%	21	
Roads & Infrastructure	Fees for Construction of Special Vehicular Footpath Crossings and Associated Works by Council	Heavy Duty/Industrial				
Layback ONLY (3.00m long or 4.20m, including wings)	Approved	3,196.25	3,360.00	5.12%	163.75	
Additional layback – per mtr.	Approved	452.95	476	5.09%	23.05	
Footpath Crossing Slab (200mm R/F – F82) – per m²	Approved	522.5	549	5.07%	26.5	
Roads & Infrastructure	Fees for Construction of Special Vehicular Footpath Crossings and Associated Works by Council	Works Associated with the above				
Footpath slab 70mm – per m²	Approved	313.55	330	5.25%	16.45	
150mm kerb and gutter – per mtr	Approved	418	439	5.02%	21	
Roads & Infrastructure	Fees for Construction of Special Vehicular Footpath Crossings and Associated Works by Council	Fees and bonds for Construction of Special Vehicular				
(b) More than one (1) Crossing per Property – rate for each additional crossing inspected concurrently. The fee includes levels, issue of instructions and two (2) inspections	Approved	63.45	67	5.59%	3.55	
Further inspections, if necessary, to be charged at the rate of: Per Inspection	Approved	102.95	108.5	5.39%	5.55	
(a) Inspection Fee – One (1) Crossing	Approved	237.5	249.5	5.05%	12	
Roads & Infrastructure	Restoration of Roads and Footpaths	(i) Road Pavement	Asphalt Concrete on Cement Concrete Base (rigid pavement)			
Establishment Fee	Approved	173.95	183	5.20%	9.05	
Plus per m2	Approved	760.15	799	5.11%	38.85	
Roads & Infrastructure	Restoration of Roads and Footpaths	(i) Road Pavement	Cement concrete (rigid pavement)			
Establishment Fee	Approved	173.95	183	5.20%	9.05	
Plus per m2	Approved	760.15	799	5.11%	38.85	
Roads & Infrastructure	Restoration of Roads and Footpaths	(i) Road Pavement	Bitumen/Asphalt (Flexible Pavement)			
Establishment Fee	Approved	173.95	183	5.20%	9.05	
Plus per m2	Approved	419.95	441	5.01%	21.05	
Roads & Infrastructure	Restoration of Roads and Footpaths	(i) Road Pavement	Unsealed Shoulders/Pavement			
Plus per m2	Approved	157.15	165.5	5.31%	8.35	
Establishment Fee	Approved	173.95	183	5.20%	9.05	
Roads & Infrastructure	Restoration of Roads and Footpaths	(ii) Footpaths	Brick Pavers (or similar)			
Establishment Fee	Approved	173.95	183	5.20%	9.05	
Plus per m2	Approved	395.85	416	5.09%	20.15	
Roads & Infrastructure	Restoration of Roads and Footpaths	(ii) Footpaths	Exposed Aggregate 300X300 Concrete Pavers			
Minimum Charge	Approved	2,217.00	2,330.00	5.10%	113	



c /

Fee Name	Status	2022/2023 Fee (incl. GST)	2023/2024 Fee (incl. GST)	% Increase (incl. GST)	\$ Increase (incl. GST)	Comment
Plus per m2	Approved	791.75	832	5.08%	40.25	
Roads & Infrastructure	Restoration of Roads and Footpaths	(ii) Footpaths Granite Paving 600X300 (eg Centenary Square)				
Plus per m2	Approved	1,652.95	1,740.00	5.27%	87.05	
Minimum Charge	Approved	2,827.70	2,970.00	5.03%	142.3	
Roads & Infrastructure	Restoration of Roads and Footpaths	(ii) Footpaths Secondary Footpath Treatment (Concrete with Pavers/Asphalt overlay)				
Plus per m2	Approved	665.85	700	5.13%	34.15	
Minimum Charge	Approved	2,217.00	2,330.00	5.10%	113	
Roads & Infrastructure	Restoration of Roads and Footpaths	(ii) Footpaths Granite/Cobblestone Sets (Laneway/Footpath)				
Minimum Charge	Approved	2,217.00	2,330.00	5.10%	113	
Plus per m2	Approved	728.9	766	5.09%	37.1	
Roads & Infrastructure	Restoration of Roads and Footpaths	(ii) Footpaths Porous Pavement (Tree Surround Treatment)				
Minimum Charge	Approved	1,410.45	1,485.00	5.29%	74.55	
Plus per m2	Approved	434.05	456	5.06%	21.95	
Roads & Infrastructure	Restoration of Roads and Footpaths	(ii) Footpaths Concrete				
Establishment Fee	Approved	173.95	183	5.20%	9.05	
Plus per m2	Approved	314.25	330	5.01%	15.75	
Roads & Infrastructure	Restoration of Roads and Footpaths	(ii) Footpaths Bitumen/Asphalt				
Establishment Fee	Approved	173.95	183	5.20%	9.05	
Plus per m2	Approved	240.05	252.5	5.19%	12.45	
Roads & Infrastructure	Restoration of Roads and Footpaths	(ii) Footpaths Bitumen/Asphalt on Concrete Base				
Establishment Fee	Approved	173.95	183	5.20%	9.05	
Plus per m2	Approved	534.65	562	5.12%	27.35	
Roads & Infrastructure	Restoration of Roads and Footpaths	(ii) Footpaths 130mm Concrete Residential Footpath Crossing (Driveway)				
Plus per m2	Approved	380.2	400	5.21%	19.8	
Establishment Fee	Approved	173.95	183	5.20%	9.05	
Roads & Infrastructure	Restoration of Roads and Footpaths	(ii) Footpaths 200mm Concrete Industrial Footpath Crossing (Driveway)				
Establishment Fee	Approved	173.95	183	5.20%	9.05	
Plus per m2	Approved	601.85	632	5.01%	30.15	
Roads & Infrastructure	Restoration of Roads and Footpaths	(ii) Footpaths Formed or Grassed Area (Nature Strip)				
Plus per m2	Approved	71.25	75	5.26%	3.75	
Establishment Fee	Approved	173.95	183	5.20%	9.05	
Roads & Infrastructure	Restoration of Roads and Footpaths	(iii) erb and Gutter Concrete – including Layback				
Establishment Fee	Approved	168.85	177.5	5.12%	8.65	
Plus per metre	Approved	706.1	742	5.08%	35.9	
Roads & Infrastructure	Restoration of Roads and Footpaths	(iii) erb and Gutter erb only				
Establishment Fee	Approved	168.85	177.5	5.12%	8.65	
Plus per metre	Approved	375.85	395	5.10%	19.15	
Roads & Infrastructure	Restoration of Roads and Footpaths	(iii) erb and Gutter Gutter only				
Saw cutting (up to 100mm depth) – per mtr.	Approved	27.7	29.5	6.50%	1.8	
Plus per metre	Approved	227.65	239.5	5.21%	11.85	
Kerb outlet – per hole each	Approved	381.35	401	5.15%	19.65	
Gully pit lintels each	Approved	3,228.70	3,395.00	5.15%	166.3	
Establishment Fee	Approved	168.85	177.5	5.12%	8.65	
Roads & Infrastructure	Restoration of Roads and Footpaths	(iv) erb Ramps				
Establishment Fee	Approved	173.95	183	5.20%	9.05	
Plus per m2	Approved	415.1	436	5.03%	20.9	
Roads & Infrastructure	Restoration of Roads and Footpaths	(v) Special Traffic Facilities (e.g. Wombat Crossing, Pedestrian)				
Road Opening Permit Application Fee	Approved	102.95	108.5	5.39%	5.55	
Roads & Infrastructure	Restoration of Roads and Footpaths	Discretionary Discount for Large Areas				
Discretionary Discount for Large Areas – 41 – 60 sq. mtrs = 10%	Approved	0.1	0.15	50.00%	0.05	
Discretionary Discount for Large Areas – 61 – 100 sq. mtrs = 20%	Approved	0.2	0.25	25.00%	0.05	
Discretionary Discount for Large Areas – > 100 sq. mtrs = 30%	Approved	0.35	0.4	14.29%	0.05	
Concrete/Asphalt Plant Opening Fee for Nightworks (For each night of opening)	Approved	3,545.40	3,725.00	5.07%	179.6	
Roads & Infrastructure	Restoration of Roads and Footpaths	Late Fee				
Late Fee: chargeable to the contractor where payment for the total area of excavation is not fully paid within 2 business days of the excavation being opened.	Approved	1,045.20	1,100.00	5.24%	54.8	
Roads & Infrastructure	Restoration of Roads and Footpaths	Failure to Lodge Application				
Failure to Lodge Application	Approved	590.9	621	5.09%	30.1	
Roads & Infrastructure	Restoration of Roads and Footpaths	Administration Fee-access to public land				

C /

Fee Name	Status	2022/2023 Fee (incl. GST)	2023/2024 Fee (incl. GST)	% Increase (incl. GST)	\$ Increase (incl. GST)	Comment
Administration/processing fees – Security Bond	Approved	1,772.70	1,865.00	5.21%	92.3	
Administration/processing fees including assessment and release of bonds	Approved	236.35	248.5	5.14%	12.15	
Roads & Infrastructure	Restoration of Roads and Footpaths	Restorations				
Determination of Responsible Utility/Authority by Trial Hole and recording of data	Approved	616.1	647	5.02%	30.9	
Roads & Infrastructure	Standard Engineering Specifications	D13				
AUS-SPEC #1 Development design	Approved	235.15	247	5.04%	11.85	
AUS-SPEC # Development construction	Approved	235.15	247	5.04%	11.85	
AUS-SPEC #2 Road works	Approved	357.1	375	5.01%	17.9	
Roads & Infrastructure	Standard Engineering Specifications	D14 CoP standard drawings and specs – A4 and A3 prints – each				
Regulatory	Approved	8.6	9.1	5.81%	0.5	
Roads & Infrastructure	Standard Engineering Specifications	D14 CoP standard drawings and specs – A4 booklet of all standards				
Regulatory	Approved	79.1	83.5	5.56%	4.4	
Roads & Infrastructure	Standard Engineering Specifications	D14 CoP Design Guidelines – A4 booklet				
Regulatory	Approved	79.1	83.5	5.56%	4.4	
Roads & Infrastructure	Standard Engineering Specifications	D14 CoP Design Guidelines and Standard Drawings – PDF format burnt on a CD				
Regulatory	Approved	47.5	50	5.26%	2.5	
Roads & Infrastructure	Standard Engineering Specifications	Private Pipeline				
Private Pipeline Rentals in Public Roads	Approved	58.85	62	5.35%	3.15	
Private Pipeline Licence Fee in Public Reserves	Approved	235.3	247.5	5.18%	12.2	
Social and Community Services	Community Care	Individual – Full and Part-Pensioner Discounted Fee				
Extra Chilled/Frozen Dessert	Approved	2.1	2.3	9.52%	0.2	
Extra Soup	Approved	2.1	2.3	9.52%	0.2	
Extra Juice	Approved	0.65	0.7	7.69%	0.05	
Extra Frozen main Meal	Approved	6.6	7	6.06%	0.4	
Standard meal Package (home delivered) – per meal pack includes main meal, soup or standard dessert and juice	Approved	8.7	9.2	5.75%	0.5	
Let's Dine Out Voucher – Not Refundable	Approved	8.7	9.2	5.75%	0.5	
Over 55's Leisure and Learning per term Early Bird (1 hour class) – Non-refundable	Approved	35.15	37.4	6.40%	2.25	
Over 55's Leisure and Learning per term (1 hour class) – Non refundable	Approved	45.15	47.85	5.98%	2.7	
Over 55's Leisure and Learning per term Early Bird (1.5 to 2 hour class) – Non-refundable	Approved	57.2	60.5	5.77%	3.3	
Bus Trip / Pick up drop off – This is a minimum cost and will increase depending on destination and activities – Non-refundable (Full-Cost Recovery)	Approved	14.2	15	5.63%	0.8	
Over 55's Leisure and Learning per term (1.5 to 2 hours class) – Non refundable	Approved	67.2	70.95	5.58%	3.75	
Social and Community Services	Community Care	Individual – Commonwealth Seniors and Low Income Health Card Holders Discounted Fee				
Extra Juice	Approved	0.9	0.95	5.56%	0.05	
Extra Frozen main Meal	Approved	9.1	9.6	5.49%	0.5	
Let's Dine Out Voucher – Not Refundable	Approved	11.95	12.6	5.44%	0.65	
Standard meal Package (home delivered) – per meal pack includes main meal, soup or standard dessert and juice	Approved	11.4	12	5.26%	0.6	
Extra Chilled/Frozen Dessert	Approved	2.95	3.1	5.08%	0.15	
Extra Soup	Approved	2.95	3.1	5.08%	0.15	
Social and Community Services	Community Care	Individual – Full Fee Rate				
Extra Juice	Approved	1.2	1.3	8.33%	0.1	
Extra Chilled/Frozen Dessert	Approved	3.7	3.9	5.41%	0.2	
Extra Soup	Approved	3.7	3.9	5.41%	0.2	
Standard Meal Package (home delivered) – per meal pack includes main meal, soup or standard dessert and juice	Approved	15.2	16	5.26%	0.8	
Let's Dine Out Voucher – Non-refundable	Approved	15.2	16	5.26%	0.8	
Extra Frozen Main Meal	Approved	11.6	12.2	5.17%	0.6	
Social and Community Services	Community Care	Individual – Discounted Fee for Commonwealth Senior Health Card Holders				

C /

Fee Name	Status	2022/2023 Fee (incl. GST)	2023/2024 Fee (incl. GST)	% Increase (incl. GST)	\$ Increase (incl. GST)	Comment
Over 55's Leisure and Learning per term Early Bird (1 hour class) - Non-refundable	Approved	51.74	54.45	5.24%	2.71	
Over 55's Leisure and Learning per term Early Bird (1.5 to 2 hour class) - Non-refundable	Approved	82.66	86.9	5.13%	4.24	
Over 55's Leisure and Learning per term (1 hour class) - Non refundable	Approved	61.74	64.9	5.12%	3.16	
Over 55's Leisure and Learning per term (1.5 to 2 hours class) - Non refundable	Approved	92.66	97.35	5.06%	4.69	
Social and Community Services Community Care Individual – Full Fee						
Bus Trip / Pick up drop off – Minimum cost it will increase depends on Destination and activities – Non refundable (Full-Cost Recovery)	Approved	24.85	26.4	6.24%	1.55	
Over 55's Leisure and Learning per term Early Bird (1 hour class) - Non-refundable	Approved	68.75	72.6	5.60%	3.85	
Over 55's Leisure and Learning per term (10 x 1 hour class) – Non refundable	Approved	78.75	83.05	5.46%	4.3	
Over 55's Leisure and Learning per term Early Bird (1.5 to 2 hour class) – Non-refundable	Approved	108.13	113.85	5.29%	5.72	
Over 55's Leisure and Learning per term (10 x 1.5 to 2 hours class) – Non refundable	Approved	118.14	124.3	5.21%	6.16	
Social and Community Services Community Care Community Care Fees for Home Care Packages						
Activity Based Transport	Approved	0	0.78	∞	0.78	
Social Outings in a group Monday – Friday 9am to 8pm	Approved	41.55	44	5.90%	2.45	
Admin Fee for Assistance with the cost of preparation and delivery of meals	Approved	9.35	9.9	5.88%	0.55	
Social Support per hour Monday – Friday 8am to 8pm	Approved	83.05	87.5	5.36%	4.45	
Social and Community Services Community Care Community Care Events						
Community Care Event Attendance	Approved	0	15	∞	15	
Social and Community Services Community Hubs						
Flat Screen TV - Trolley	Approved	0	82.5	∞	82.5	
High Bar Tables	Approved	0	44	∞	44	
Lectern	Approved	0	55	∞	55	
Parramatta Town Hall - Filming and Photography	Approved	0	550	∞	550	
Portable PA System	Approved	0	110	∞	110	
Stage Hire - Large	Approved	0	450	∞	450	GST Reviewed
Stage Hire - Small	Approved	0	240	∞	240	Reviewed GST
Tablecloths	Approved	0	14.4	∞	14.4	
Tea and Coffee (per person - all day service)	Approved	0	7.7	∞	7.7	
Tea and Coffee (per person)	Approved	0	3.3	∞	3.3	
Video Conferencing - Trolley	Approved	0	110	∞	110	
Wireless Microphone - Handheld	Approved	0	55	∞	55	
Wireless Microphone - Headset	Approved	0	55	∞	55	
Social and Community Services Community Hubs Wentworth Point Community Centre and Library Function Room Hire Function Room Fees – Weekday hourly rate (Mon to Fri 5pm)						
Group 1 – Function Room – Unfunded Not-for-profit	Approved	31	33	6.45%	2	
Group 4 – Function Room – Community	Approved	32	34	6.25%	2	
Group 4 – Function Room – Unfunded Not-for-profit	Approved	16	17	6.25%	1	
Group 2 – Function Room – Unfunded Not-for-profit	Approved	25	26.5	6.00%	1.5	
Group 4 – Function Room – Commercial	Approved	53	56	5.66%	3	
Group 3 – Function Room – Commercial	Approved	63	66.5	5.56%	3.5	
Group 2 – Function Room – Commercial	Approved	84	88.5	5.36%	4.5	
Group 3 – Function Room – Community	Approved	38	40	5.26%	2	
Group 3 – Function Room – Unfunded Not-for-profit	Approved	19	20	5.26%	1	
Group 2 – Function Room – Community	Approved	50	52.5	5.00%	2.5	
Social and Community Services Community Hubs Wentworth Point Community Centre and Library Function Room Hire Half day rate						
Group 1 – Half Day Rate	Approved	570	690	21.05%	120	Comparable with local Councils and aligns with similar Phive area.

C /

Fee Name	Status	2022/2023 Fee (incl. GST)	2023/2024 Fee (incl. GST)	% Increase (incl. GST)	\$ Increase (incl. GST)	Comment
Group 2 – Half Day Rate	Approved	450	540	20.00%		90 Comparable with local Councils and aligns with similar Phive room
Group 3 – Half Day Rate	Approved	378	421	11.38%		43 Comparable with local Councils and aligns with Phive
Social and Community Services – Community Hubs – Wentworth Point Community Centre and Library – Meeting Rooms Hire – Meeting Rooms Fees – Weekday hourly rate (Mon to Fri 6pm)						
Group 1 – Meeting Rooms – Community	Approved	32	34	6.25%	2	
Group 1 – Meeting Rooms – Unfunded Not-for-profit	Approved	16	17	6.25%	1	
Group 1 – Meeting Rooms – Commercial	Approved	54	57	5.56%	3	
Group 2 – Meeting Rooms – Unfunded Not-for-profit	Approved	15	15.8	5.33%	0.8	
Group 2 – Meeting Rooms – Community	Approved	29	30.5	5.17%	1.5	
Group 2 – Meeting Rooms – Commercial	Approved	49	51.5	5.10%	2.5	
Social and Community Services – Community Hubs – Wentworth Point Community Centre and Library – Meeting Rooms Hire – Meeting Rooms Fees – Weekend hourly rate (Fri 6pm to Sun)/ Public Holiday hourly rate						
Group 2 – Meeting Rooms – Community	Approved	35	37	5.71%	2	
Group 2 – Meeting Rooms – Unfunded Not-for-profit	Approved	18	19	5.56%	1	
Group 1 – Meeting Rooms – Commercial	Approved	65	68.5	5.38%	3.5	
Group 1 – Meeting Rooms – Unfunded Not-for-profit	Approved	19	20	5.26%	1	
Group 1 – Meeting Rooms – Community	Approved	39	41	5.13%	2	
Group 2 – Meeting Rooms – Commercial	Approved	59	62	5.08%	3	
Social and Community Services – Community Hubs – Wentworth Point Community Centre and Library – Music Studio Hire – Music/Studio Fees – Weekday hourly rate (Mon to Fri 6pm)						
Group 1 – Music/Studio – Unfunded Not-for-profit	Approved	21	22.5	7.14%	1.5	
Group 2 – Music Room – Community	Approved	21	22.5	7.14%	1.5	
Group 3 – Music Room – Commercial	Approved	21	22.5	7.14%	1.5	
Group 2 – Music Room – Commercial	Approved	32	34	6.25%	2	
Group 2 – Music Room – Unfunded Not-for-profit	Approved	16	17	6.25%	1	
Group 3 – Music Room – Community	Approved	16	17	6.25%	1	
Group 1 – Music/Studio – Community	Approved	26	27.5	5.77%	1.5	
Group 3 – Music Room – Unfunded Not-for-profit	Approved	11	11.6	5.45%	0.6	
Group 1 – Music/Studio – Commercial	Approved	37	39	5.41%	2	
Social and Community Services – Community Hubs – Wentworth Point Community Centre and Library – Music Studio Hire – Music Studio Fees – Weekend hourly rate (Fri 6pm to Sun)/ Public Holiday hourly rate						
Group 2 – Music Room – Unfunded Not-for-profit	Approved	21	22.5	7.14%	1.5	
Group 3 – Music Room – Community	Approved	21	22.5	7.14%	1.5	
Group 1 – Music/Studio – Community	Approved	32	34	6.25%	2	
Group 3 – Music Room – Unfunded Not-for-profit	Approved	16	17	6.25%	1	
Group 1 – Music/Studio – Commercial	Approved	42	44.5	5.95%	2.5	
Group 1 – Music/Studio – Unfunded Not-for-profit	Approved	26	27.5	5.77%	1.5	
Group 2 – Music Room – Community	Approved	26	27.5	5.77%	1.5	
Group 3 – Music Room – Commercial	Approved	26	27.5	5.77%	1.5	
Group 2 – Music Room – Commercial	Approved	37	39	5.41%	2	
Social and Community Services – Community Hubs – Wentworth Point Community Centre and Library – Co-working Desk Hire – Hot Desk – Commercial/ Private Users						
Day Rate Weekday	Approved	37	39	5.41%	2	
Day Rate Weekend/ Public Holiday	Approved	47	49.5	5.32%	2.5	
Weekly (7 Days/ Week Access)	Approved	158	166	5.06%	8	
Social and Community Services – Community Hubs – Wentworth Point Community Centre and Library – Co-working Desk Hire – Hot Desk – Community/ Not for Profit/ Charity						
Day Rate Weekday	Approved	22	23.5	6.82%	1.5	
Day Rate Weekend/ Public Holiday	Approved	28	29.5	5.36%	1.5	
Weekly (7 Days/ Week Access)	Approved	95	100	5.26%	5	
Social and Community Services – Community Hubs – Wentworth Point Community Centre and Library – Co-working Desk Hire – Dedicated Desk – Commercial/ Private Users						
Monthly (7 Days/ Week Access)	Approved	533	560	5.07%	27	
6 Months (7 Days/ Week Access)	Approved	3,198.00	3,360.00	5.07%	162	
Yearly (7 Days/ Week Access)	Approved	6,396.00	6,720.00	5.07%	324	
Social and Community Services – Community Hubs – Wentworth Point Community Centre and Library – Co-working Desk Hire – Dedicated Desk – Community/ Not for Profit/ Charity						
Monthly (7 Days/ Week Access)	Approved	320	336	5.00%	16	
6 Months (7 Days/ Week Access)	Approved	1,919.00	2,015.00	5.00%	96	
Yearly (7 Days/ Week Access)	Approved	3,838.00	4,030.00	5.00%	192	
Social and Community Services – Community Hubs – Wentworth Point Community Centre and Library – Event Package (includes Tiffany Chairs, Plinths, Backdrop, Tablecloths and Frames – depends on availability)						
Additional Venue Package (Wentworth Point Only)	Approved	0	100	∞	100	GST inclusive

C /

Fee Name	Status	2022/2023 Fee 2023/2024 Fee	% Increase	\$ Increase	Comment
		(incl. GST)	(incl. GST)	(incl. GST)	(incl. GST)
Event Package (includes Tiffany Chairs, Plinths, Backdrop, Tablecloths and Frames – depends on availability)	Approved	150	200	33.33%	50
Social and Community Services – Community Hubs – Wentworth Point Community Centre and Library – Additional Venue Hire Miscellaneous Fees					Increased number of items and packages available, discount applies for multiple packages.
Laptop Hire	Approved	0	25	∞	25
Tablets	Approved	0	10	∞	10
Social and Community Services – Community Hubs – PHIVE, 5 Parramatta Square – Venue Hire Fees – Weekday Rates (Hourly) (Monday – Thursday 9am – 8pm) (Friday 9am – 5pm)					10 GST Reviewed
Civic Reception – (Commercial)	Approved	0	200	∞	200
Civic Reception – (Community)	Approved	0	120	∞	120
Civic Reception – (Unfunded Not for Profit)	Approved	0	60	∞	60
Parramatta Town Hall – Charles Byrne Room (Commercial)	Approved	0	180	∞	180
Parramatta Town Hall – Charles Byrne Room (Community)	Approved	0	108	∞	108
Parramatta Town Hall – Heritage Meeting Room 1 (Commercial)	Approved	0	150	∞	150
Parramatta Town Hall – Heritage Meeting Room 1 (Community)	Approved	0	90	∞	90
Parramatta Town Hall – Heritage Meeting Room 2 (Commercial)	Approved	0	150	∞	150
Parramatta Town Hall – Heritage Meeting Room 2 (Community)	Approved	0	90	∞	90
Parramatta Town Hall – Main Hall & Southern Terrace (Commercial)	Approved	0	750	∞	750
Parramatta Town Hall – Main Hall & Southern Terrace (Community)	Approved	0	450	∞	450
Parramatta Town Hall – Main Hall & Southern Terrace (Election Rate)	Approved	0	500	∞	500
Parramatta Town Hall – Main Hall (Commercial)	Approved	0	500	∞	500
Parramatta Town Hall – Main Hall (Community)	Approved	0	300	∞	300
Parramatta Town Hall – Southern Terrace (Commercial)	Approved	0	400	∞	400
Parramatta Town Hall – Southern Terrace (Community)	Approved	0	240	∞	240
PHIVE Foyer – (Commercial)	Approved	0	290	∞	290
PHIVE Foyer – (Community)	Approved	0	174	∞	174
PHIVE Foyer – (Unfunded Not for Profit)	Approved	0	87	∞	87
Active Wellness Studio/Maker Space – (Community)	Approved	60	68	13.33%	8
Active Wellness Studio/Maker Space – (Unfunded Not for Profit)	Approved	30	34	13.33%	4
Large Meeting Room – (Commercial)	Approved	80	90	12.50%	10
Large Meeting Room – (Community)	Approved	48	54	12.50%	6
Large Meeting Room – (Unfunded Not for Profit)	Approved	24	27	12.50%	3
Active Wellness Studio/Maker Space – (Commercial)	Approved	100	112.5	12.50%	12.5
Small Meeting Room – (Community)	Approved	24	25.5	6.25%	1.5
Sound Studio – (Community)	Approved	24	25.5	6.25%	1.5
Civic Gallery – (Unfunded Not for Profit)	Approved	84	88.5	5.36%	4.5
Medium Meeting Room – (Unfunded Not for Profit)	Approved	15	15.8	5.33%	0.8
Civic Gallery – (Commercial)	Approved	280	294.5	5.18%	14.5
Civic Gallery – (Community)	Approved	168	176.5	5.06%	8.5
Small Meeting Room – (Commercial)	Approved	40	42	5.00%	2
Small Meeting Room – (Unfunded Not for Profit)	Approved	12	12.6	5.00%	0.6
Medium Meeting Room – (Commercial)	Approved	50	52.5	5.00%	2.5
Medium Meeting Room – (Community)	Approved	30	31.5	5.00%	1.5
West Terrace (Level 3) – (Commercial)	Approved	100	105	5.00%	5

C /

Fee Name	Status	2022/2023 Fee 2023/2024 Fee	% Increase	\$ Increase	Comment
		(incl. GST)	(incl. GST)	(incl. GST)	(incl. GST)
West Terrace – (Community)	Approved	60	63	5.00%	3
West Terrace (Level 3) – (Unfunded Not for Profit)	Approved	30	31.5	5.00%	1.5
Sound Studio – (Commercial)	Approved	40	42	5.00%	2
Sound Studio – (Unfunded Not for Profit)	Approved	12	12.6	5.00%	0.6
Social and Community Services Community Hubs PHIVE, 5 Parramatta Square Venue Hire Fees Weekday (Daily Rate) (Monday – Thursday 9am to 8pm) (Friday 9am – 5pm)					
Civic Reception – (Commercial)	Approved	0	1,500.00	∞	1,500.00
Civic Reception – (Community)	Approved	0	900	∞	900
Civic Reception (Unfunded Not for Profit)	Approved	0	450	∞	450
Discovery Space – (Commercial)	Approved	0	3,000.00	∞	3,000.00
Discovery Space – (Community)	Approved	0	1,800.00	∞	1,800.00
Discovery Space – (Unfunded Not for Profit)	Approved	0	900	∞	900
Parramatta Town Hall – Main Hall Exhibition Rate (1-2 days) (Commercial-daily)	Approved	0	5,000.00	∞	5,000.00
Parramatta Town Hall – Main Hall Exhibition Rate (1-2 days) (Community - daily)	Approved	0	3,000.00	∞	3,000.00
Parramatta Town Hall-Exhibition Rate (3-14 days) (Commercial - daily)	Approved	0	4,000.00	∞	4,000.00
Parramatta Town Hall-Exhibition Rate (3-14 days) (Community - daily)	Approved	0	2,400.00	∞	2,400.00
Civic Gallery – (Commercial)	Approved	2,000.00	2,500.00	25.00%	500
Civic Gallery – (Community)	Approved	1,200.00	1,500.00	25.00%	300
Civic Gallery – (Unfunded Not for Profit)	Approved	600	750	25.00%	150
Active Wellness Studio/Maker Space – (Commercial)	Approved	800	925	15.63%	125
Active Wellness Studio/Maker Space – (Community)	Approved	480	555	15.63%	75
Active Wellness Studio/Maker Space – (Unfunded Not for Profit)	Approved	240	277.5	15.63%	37.5
West Terrace (Level 3) – (Commercial)	Approved	1,000.00	1,050.00	5.00%	50
West Terrace (Level 3) – (Community)	Approved	600	630	5.00%	30
West Terrace (Level 3) – (Unfunded Not for Profit)	Approved	300	315	5.00%	15
Social and Community Services Community Hubs PHIVE, 5 Parramatta Square Venue Hire Fees Weekend/Public Holiday Rates (Hourly) (9am to 5pm)					
Civic Reception – (Commercial)	Approved	0	260	∞	260
Civic Reception – (Community)	Approved	0	156	∞	156
Civic Reception – (Unfunded Not for Profit)	Approved	0	78	∞	78
Parramatta Town Hall – Charles Byrne Room (Commercial)	Approved	0	225	∞	225
Parramatta Town Hall – Charles Byrne Room (Community)	Approved	0	135	∞	135
Parramatta Town Hall – Heritage Meeting Room 1 (Commercial)	Approved	0	188	∞	188
Parramatta Town Hall – Heritage Meeting Room 1 (Community)	Approved	0	113	∞	113
Parramatta Town Hall – Heritage Meeting Room 2 (Commercial)	Approved	0	188	∞	188
Parramatta Town Hall – Heritage Meeting Room 2 (Community)	Approved	0	113	∞	113
Parramatta Town Hall – Main Hall & Southern Terrace (Commercial)	Approved	0	938	∞	938
Parramatta Town Hall – Main Hall & Southern Terrace (Community)	Approved	0	563	∞	563
Parramatta Town Hall – Main Hall & Southern Terrace (Election Rate)	Approved	0	625	∞	625
Parramatta Town Hall – Main Hall (Commercial)	Approved	0	625	∞	625
Parramatta Town Hall – Main Hall (Community)	Approved	0	375	∞	375
Parramatta Town Hall – Southern Terrace (Commercial)	Approved	0	500	∞	500



C /

Fee Name	Status	2022/2023 Fee (incl. GST)	2023/2024 Fee (incl. GST)	% Increase (incl. GST)	\$ Increase (incl. GST)	Comment
Parramatta Town Hall - Southern Terrace (Community)	Approved	0	300	∞	300	
PHIVE Ground Foyer - (Commercial)	Approved	0	355	∞	355	
PHIVE Ground Foyer - (Community)	Approved	0	213	∞	213	GST Reviewed
PHIVE Ground Foyer - (Unfunded Not for Profit)	Approved	0	106.5	∞	106.5	GST Reviewed
Large Meeting Room - (Unfunded Not for Profit)	Approved	29	33	13.79%	4	Additional equipment and staff resources applied (ie. layout and technical setup)
Large Meeting Room - (Community)	Approved	58	65.5	12.93%	7.5	Additional equipment and staff resources applied (ie. layout and technical setup)
Large Meeting Room - (Commercial)	Approved	96	108	12.50%	12	Additional equipment and staff resources applied (ie. layout and technical setup)
Active Wellness Studio/Maker Space - (Commercial)	Approved	120	135	12.50%	15	Additional equipment and staff resources applied (ie. layout and technical setup)
Active Wellness Studio/Maker Space - (Community)	Approved	72	81	12.50%	9	Additional equipment and staff resources applied (ie. layout and technical setup)
Active Wellness Studio/Maker Space - (Unfunded Not for Profit)	Approved	36	40.5	12.50%	4.5	Additional equipment and staff resources applied (ie. layout and technical setup)
Civic Gallery - (Community)	Approved	200	213	6.50%	13	
Civic Gallery - (Unfunded Not for Profit)	Approved	100	106.5	6.50%	6.5	
Civic Gallery - (Commercial)	Approved	335	355	5.97%	20	Labour intensive set ups.
Small Meeting Room - (Unfunded Not for Profit)	Approved	14	14.8	5.71%	0.8	
Medium Meeting Room - (Community)	Approved	36	38	5.56%	2	
Medium Meeting Room - (Unfunded Not for Profit)	Approved	18	19	5.56%	1	
West Terrace - (Community)	Approved	72	76	5.56%	4	(60% of the commercial rate), 4.15%
West Terrace (Level 3) - (Unfunded Not for Profit)	Approved	36	38	5.56%	2	(30% of the commercial rate - \$125).
Small Meeting Room - (Community)	Approved	28	29.5	5.36%	1.5	
Sound Studio - (Community)	Approved	28	29.5	5.36%	1.5	Could we round to 30.25?
Small Meeting Room - (Commercial)	Approved	48	50.5	5.21%	2.5	
Medium Meeting Room - (Commercial)	Approved	60	63	5.00%	3	
West Terrace (Level 3) - (Commercial)	Approved	120	126	5.00%	6	4.15% increase to allow for rounding.
Sound Studio - (Commercial)	Approved	48	50.4	5.00%	2.4	Council indexation applied.
Sound Studio - (Unfunded Not for Profit)	Approved	14	14.7	5.00%	0.7	
Social and Community Services Community Hubs PHIVE, 5 Parramatta Square Venue Hire Fees Weekend/Public Holiday (Daily Rate) (9am to 5pm)						
Civic Reception - (Commercial)	Approved	0	2,100.00	∞	2,100.00	
Civic Reception - (Community)	Approved	0	1,260.00	∞	1,260.00	GST Reviewed
Civic Reception - (Unfunded Not for Profit)	Approved	0	630	∞	630	GST Reviewed
Discovery Space - (Commercial)	Approved	0	3,750.00	∞	3,750.00	GST Reviewed
Discovery Space - (Community)	Approved	0	2,250.00	∞	2,250.00	GST Reviewed
Parramatta Town Hall - Main Hall Exhibition Rate (1-2 days) (Commercial - daily)	Approved	0	6,250.00	∞	6,250.00	
Parramatta Town Hall - Main Hall Exhibition Rate (1-2 days) (Community - daily)	Approved	0	3,750.00	∞	3,750.00	
Civic Gallery - (Unfunded Not for Profit)	Approved	720	901	25.14%	181	Additional equipment and staff resources applied (ie. layout and technical setup)
West Terrace (Level 3) - (Commercial)	Approved	1,200.00	1,500.00	25.00%	300	Additional equipment and staff resources applied (ie. layout and technical setup)
West Terrace (Level 3) - (Community)	Approved	720	900	25.00%	180	Additional equipment and staff resources applied (ie. layout and technical setup)
West Terrace (Level 3) - (Unfunded Not for Profit)	Approved	360	450	25.00%	90	Additional equipment and staff resources applied (ie. layout and technical setup)
Active Wellness Studio/Maker Space - (Commercial)	Approved	1,000.00	1,250.00	25.00%	250	Additional equipment and staff resources applied (ie. layout and technical setup)
Active Wellness Studio/Maker Space - (Community)	Approved	600	750	25.00%	150	Additional equipment and staff resources applied (ie. layout and technical setup)

C /

Fee Name	Status	2022/2023 Fee 2023/2024 Fee	% Increase	\$ Increase	Comment
(incl. GST)	(incl. GST)	(incl. GST)	(incl. GST)	(incl. GST)	
Active Wellness Studio/Maker Space – (Unfunded Not for Profit)	Approved	300	375	25.00%	75 Additional equipment and staff resources applied (ie. layout and technical setup)
Civic Gallery – (Commercial)	Approved	2,400.00	3,000.00	25.00%	600 Additional equipment and staff resources applied (ie. layout and technical setup)
Civic Gallery – (Community)	Approved	1,440.00	1,800.00	25.00%	360 Additional equipment and staff resources applied (ie. layout and technical setup)
Social and Community Services Community Hubs PHIVE, 5 Parramatta Square Venue Hire Fees Program, Workshop, Exhibitions, Tours and Event Fees					
Community Tour Fees - 1 Hour	Approved	0	225	∞	225
Community Tour Fees - 2 Hours	Approved	0	375	∞	375 GST Reviewed
Corporate Tour Fees - 1 Hour	Approved	0	300	∞	300 GST Reviewed
Corporate Tour Fees - 2 Hours	Approved	0	500.01	∞	500.01 GST Reviewed
First Nations Cultural Tour: Adult (per person)	Approved	0	20	∞	20 GST Reviewed
First Nations Cultural Tour: Concession / Student Price (per person)	Approved	0	18	∞	18 GST Reviewed
First Nations Custodians - Education and Program Tour Fees: (20 students up to 4 hours)	Approved	0	450	∞	450 GST Reviewed
First Nations Custodians - Education and Program Tour Fees: (per additional student up to 2 hours)	Approved	0	15	∞	15 GST Reviewed
First Nations Custodians - Education and Program Tour Fees: (per additional student up to 4 hours)	Approved	0	22	∞	22 GST Reviewed
Heritage and Cultural Tours: Category A (Adult)	Approved	0	20	∞	20 GST Reviewed
Heritage and Cultural Tours: Category A (Concession / Student)	Approved	0	18	∞	18 GST Reviewed
Heritage and Cultural Tours: Category B (Adult)	Approved	0	15	∞	15 GST reviewed
Heritage and Cultural Tours: Category B (Concession / Student)	Approved	0	13.5	∞	13.5 GST reviewed
Host and Guide - Education and Program Tour Fees: (20 students up to 2 hours)	Approved	0	200	∞	200 GST Reviewed
Host and Guide - Education and Program Tour Fees: (20 students up to 4 hours)	Approved	0	300	∞	300 GST Reviewed
Host and Guide - Education and Program Tour Fees: (per additional student up to 2 hours)	Approved	0	10	∞	10 GST Reviewed
Host and Guide - Education and Program Tour Fees: (per additional student up to 4 hours)	Approved	0	15	∞	15 GST Reviewed
Social and Community Services Community Hubs PHIVE, 5 Parramatta Square Venue Hire Fees Parramatta Town Hall - Catering Commission					
Parramatta Town Hall Kitchen Commission - (100-149 guests)	Approved	0	1,260.00	∞	1,260.00
Parramatta Town Hall Kitchen Commission - (150-199 guests)	Approved	0	1,470.00	∞	1,470.00
Parramatta Town Hall Kitchen Commission - (200-249 guests)	Approved	0	1,680.00	∞	1,680.00
Parramatta Town Hall Kitchen Commission - (250-300 guests)	Approved	0	1,890.00	∞	1,890.00
Parramatta Town Hall Kitchen Commission - (300-349 guests)	Approved	0	2,100.00	∞	2,100.00
Parramatta Town Hall Kitchen Commission - (fewer than 100 guests)	Approved	0	1,050.00	∞	1,050.00
Social and Community Services Toilet Accessibility Master Locksmith Access ey (MLA )					
Non-residents of City of Parramatta	Approved	21.85	23	5.26%	1.15
Social and Community Services Parramatta Artists Studios					
Studio/Room Category H - per week	Approved	0	15	∞	15

C /

Fee Name	Status	2022/2023 Fee (incl. GST)	2023/2024 Fee (incl. GST)	% Increase (incl. GST)	\$ Increase (incl. GST)	Comment
Asset Strategy and Property Management Parking Meter Parking Fees Remove, relocate, make goods for Parking Meter						
Temporary removal per parking meter	Approved	599.99	545.45	-9.09%	-54.54	
Removal and relocation per parking meter	Approved	1,500.00	1,363.63	-9.09%	-136.37	
City Events & Cultural Heritage Programs Event Stall Charges Food Stallholder fee Fees for Hire or use of facilities						
One Van, truck or cart, dry waste, 2 x 15 amp or 2 x 10 amp ( food vendor)	Approved	608.13	220	-63.82%	-388.13	
City Events & Cultural Heritage Programs Event Stall Charges Information Stallholder fee						
One 2.4 x 2.4m Fete stall for Commercial purpose	Approved	185.86	165	-11.22%	-20.86	
One 3 x 3 m Marquee for Community Purpose	Approved	188.13	165	-12.29%	-23.13	
One 6 x 3m Marquee for Commercial Purpose	Approved	1,019.96	660	-35.29%	-359.96	
One 6 x 3m Marquee for Community Purpose	Approved	613.86	330	-46.24%	-283.86	
One 6 x 6 Marquee for Commercial Purpose	Approved	1,228.86	660	-46.29%	-568.86	
One 6 x 6 Marquee for Community Purpose	Approved	2,040.03	440	-78.43%	-1,600.03	
City Events & Cultural Heritage Programs Event Stall Charges All Events Extras fees Fees for Hire or use of facilities						
Electric Power (3 phase)	Approved	173.8	165	-5.06%	-8.8	
Cool Room: Medium	Approved	506.85	473	-6.68%	-33.85	
Table: 1.8m	Approved	24.5	22	-10.20%	-2.5	
Chairs: plastic/unit	Approved	4.48	2.75	-38.62%	-1.73	
Table: Cafe 90cm round	Approved	29.8	16.5	-44.63%	-13.3	
Electric Power – Extra outlet (per 10 amp or 15 amp point)	Approved	161.14	44	-72.69%	-117.14	
Stall lighting (per stall)	Approved	171.53	27.5	-83.97%	-144.03	
Development and Traffic Services Traffic Services Road/Footpath Occupancy Daily fee per metre length per lane up to 2 lanes of Road Lane or per at-grade car park space occupied (in addition to other relevant fees)						
All other areas	Approved	5	2.5	-50.00%	-2.5	
Aquatic Facilities Parramatta Aquatic Centre Aquatic Facilities						
Child Entry (ages 5 to 17 inclusive)	Approved	6	5.5	-8.33%	-0.5	Adjustment to match concession pricing.
Family C (8 + people)	Approved	50	42	-16.00%	-8	Adjusted to provide greater discount level to families.
Family B1 (up to 2 adults + 3 children/1 adult + 4 children)	Approved	31.9	25	-21.63%	-6.9	Adjusted to provide greater discount level to families.
Family Entry A2 (1 adult and 4 children)	Approved	29.45	23	-21.90%	-6.45	Adjusted to provide greater discount level to families.
Family Entry (up to 2 adults and 2 children)	Approved	27	21	-22.22%	-6	Adjusted to provide greater discount level to families.
Family Entry A1 (1 adult and 3 children)	Approved	24.5	19	-22.45%	-5.5	Adjusted to provide greater discount level to families.
Family B2 (2 adults + 5 or 6 children)	Approved	45	33.5	-25.56%	-11.5	Adjusted to provide greater discount level to families.
Aquatic Facilities Parramatta Aquatic Centre Memberships Membership: Aquatic, Health & Wellness Membership (DD 12 month agreement/weekly charge) includes initial fitness assessment and program						
Concession/Student: Off-Peak Membership (10:00am – 3:00pm only) (DD 12 month agreement) weekly	Approved	18	15	-16.67%	-3	
Riverside Theatres Riverside Theatres Community Hire Rates Riverside Theatre Community Hire Courtyard (half day)						
Minimum staff required in the venue hire of Riverside Courtyard: 1 Front of House Supervisor, 1 Stage Door Security, 1 Usher, 1 Technician	Approved	840	672	-20.00%	-168	
Riverside Theatres Riverside Theatres Community Hire Rates Riverside Theatre Community Hire Additional Performances						
Fri-Sat First (Additional Performance)	Approved	4,580.00	4,200.00	-8.30%	-380	
Minimum staff required in the venue hire of Riverside Theatre: 1 Front of House Supervisor, 1 Stage Door Security, 4 Ushers, 1 Technical Lighting, 1 Technical Sound 1 Technician	Approved	1,890.00	1,650.00	-12.70%	-240	min 3 hours
Riverside Theatres Riverside Theatres Community Hire Rates Lennox Theatre Community Hire Additional Performances						
Sun-Thu (First Additional Performance)	Approved	970	900	-7.22%	-70	
Minimum staff required in the venue hire of Lennox Theatre: 1 Front of House Supervisor, 1 Stage Door Security, 1 Usher, 1 Technician	Approved	840	440	-47.62%	-400	min of 3 hours
Riverside Theatres Riverside Theatres Community Hire Rates Rafferty s Theatre Community Hire One Performance Only						
Sunday to Thursday*	Approved	890	800	-10.11%	-90	LEVEL 1 - applies to subsidised Arts Organisations, Dance Schools or other similar ticketed semi-commercial activity - ie Wakarusa
Riverside Theatres Riverside Theatres Community Hire Rates Rafferty s Theatre Community Hire Additional Performances						

Fri-Sat (First Additional Performance)	Approved	770	700	-9.09%	-70	
Minimum staff required in the venue hire of Rafferty's Theatre: 1 Front of House Supervisor, 1 Stage Door Security, 1 Usher, 1 Technician	Approved	840	672	-20.00%	-168	Rafferty's Min Staff 3 hrs min based on 1xFOH super 1x stage Door 1x DT
Sun-Thur - (First Additional Performance)	Approved	685	500	-27.01%	-185	LEVEL 1 - applies to subsidised Arts Organisations, Dance Schools or other similar ticketed semi-commercial activity - ie Wakakiri
Riverside Theatres	Riverside Theatres Parramatta Commercial Performance Hire Rates		Riverside Theatre	Additional Performances		
Friday to Saturday- (First Additional Performance)	Approved	5,295.00	4,700.00	-11.24%	-595	
Sunday-Thurs (First Additional Performance)	Approved	4,530.00	4,000.00	-11.70%	-530	
Minimum staff required in the venue hire of Riverside Theatre: 1 Front of House Supervisor, 1 Stage Door Security, 4 Ushers, 1 Technical Lighting, 1 Technical Sound 1 Technical Stage, 1 x Duty Technician	Approved	1,890.00	1,665.00	-11.90%	-225	this rate is set for a min 3 hours in previous years we charged min 4 hours
Riverside Theatres	Riverside Theatres Parramatta Commercial Performance Hire Rates		Lennox Theatre	Additional Performances		
Sun-Thur (First Additional Performance)	Approved	1,190.00	1,100.00	-7.56%	-90	
Fri-Sat (First Additional Performance)	Approved	1,835.00	1,400.00	-23.71%	-435	
Minimum staff required in the venue hire of Lennox Theatre: 1 Front of House Supervisor, 1 Stage Door Security, 1 Technician	Approved	840	440	-47.62%	-400	this rate is at 30% discount on staff rates with a 3 hr minimum
Riverside Theatres	Riverside Theatres Parramatta Commercial Performance Hire Rates		Rafferty's Theatre	One Performance Only		
Sunday to Thursday*	Approved	960	850	-11.46%	-110	
Friday to Saturday*	Approved	1,525.00	1,350.00	-11.48%	-175	
Riverside Theatres	Riverside Theatres Parramatta Commercial Performance Hire Rates		Rafferty's Theatre	Additional Performances		
Minimum staff required in the venue hire of Rafferty's Theatre: 1 Front of House Supervisor, 1 Stage Door Security, 1 Usher, 1 Technician	Approved	800	672	-16.00%	-128	min 3 hrs
Fri-Sat First (Additional Performance)	Approved	960	800	-16.67%	-160	
Sun-Thur First (Additional Performance)	Approved	765	500	-34.64%	-265	
Riverside Theatres	Riverside Theatres Parramatta Commercial Performance Hire Rates		Courtyard (half day)			
Minimum staff required in the venue hire of Riverside Courtyard: 1 Front of House Supervisor, 1 Stage Door Security, 1 Usher, 1 Technician	Approved	840	672	-20.00%	-168	fee reduced to 3 hrs minimum at average hourly rate of \$56
Social and Community Services	Community Hubs					
Additional Microphone (per unit)	Approved	45	15	-66.67%	-30	Reducing due to comparable market cost.
Social and Community Services	Library Charges					
Photocopying and Printing						
A3 (B&W) per copy	Approved	0.4	0.2	-50.00%	-0.2	
A4 (Colour) per copy	Approved	1	0.5	-50.00%	-0.5	
A3 (Colour) per copy	Approved	2	1	-50.00%	-1	

# Delivery Program 2022-26, Operational Plan & Budget 2023/24

## Part 5: Fees & Charges

## Table Of Contents

<b>1 ASSET STRATEGY AND PROPERTY MANAGEMENT .....</b>	<b>7</b>
1.1 LAND ANNUAL OCCUPATION CHARGE .....	7
1.2 OCCUPYING COUNCIL ROADS AND FOOTWAYS .....	7
1.2.1 ALFRESCO DINING FEE .....	7
1.3 PARKING METER PARKING FEES .....	7
1.3.1 PARKING FEES – PARKING METERS .....	7
1.4 PARKING STATIONS .....	7
1.5 PAY PARKING FEES CITY CENTRE CAR PARK .....	7
1.5.1 CITY CENTRE CAR PARK TARIFFS .....	7
1.6 PAY PARKING FEES – EAT STREET CAR PARK .....	7
1.6.1 EAT STREET CAR PARK TARIFFS .....	8
1.7 PAY PARKING FEES – JUSTICE PRECINCT CAR PARK .....	8
1.7.1 JUSTICE PRECINCT CAR PARK TARIFFS .....	8
1.8 PAY PARKING FEES – PARRAMATTA STATION CAR PARK .....	8
1.8.1 PARRAMATTA STATION CAR PARK TARIFFS .....	8
1.9 PAY PARKING FEES - PHIVE .....	9
1.9.1 PHIVE CAR PARK TARIFFS .....	9
1.10 ROAD & PLACE NAMING .....	9
1.11 SPACE MANAGEMENT .....	10
<b>2 BUILDING CERTIFICATES – EP&amp;A REG CL 260.....</b>	<b>10</b>
2.1 (1) FOR THE PURPOSES OF SECTION 149B (2) OF THE ACT, THE FEE FOR AN APPLICATION FOR A BUILDING CERTIFICATE IN RELATION TO A BUILDING IS .....	10
2.1.1 UNAUTHORISED BUILDING INFORMATION CERTIFICATES .....	10
2.2 NON-REGULATED FEES FOR DEVELOPMENT SERVICES .....	11
2.2.1 COMPLYING DEVELOPMENT CERTIFICATES .....	11
2.2.2 CONSTRUCTION CERTIFICATE .....	12
<b>3 CITY DESIGN.....</b>	<b>12</b>
3.1 DEVELOPMENT APPLICATIONS & PLANNING PROPOSALS 3D CAD MODELLING FEES .....	12
3.2 DEVELOPMENT TO BE REFERRED TO A DESIGN EXCELLENCE ADVISORY PANEL (\$4.55 MODIFICATION APPLICATIONS).....	12
<b>4 CITY EVENTS &amp; CULTURAL HERITAGE PROGRAMS .....</b>	<b>12</b>
4.1 EVENT STALL CHARGES .....	13
4.1.1 MERCHANDISE STALLHOLDER FEE .....	13
4.1.2 ALL EVENTS EXTRAS FEES .....	13
4.2 FILMING IN AREAS UNDER COUNCIL'S CONTROL .....	13
4.2.1 FILMING APPLICATIONS .....	13
4.3 PARRAMATTA ARTIST STUDIOS .....	13
4.3.1 STUDIO / ROOM RENTAL .....	13
4.4 STREET ACTIVITY .....	13
4.4.1 STAFF CHARGES APPLICABLE TO HIRERS OF THE PUBLIC DOMAIN .....	13
4.4.2 EVENTS AND FESTIVALS.....	14
4.4.3 LEAFLET DISTRIBUTION, PROMOTIONS AND COMMUNITY OUTREACH.....	15
4.4.4 OCCASIONAL FOOTPATH TRADING.....	16

continued on next page ...

Page 2 of 55



## Table Of Contents [continued]

4.4.5 OUTDOOR MARKETS (FEES FOR STALLHOLDERS PER DAY AT COUNCIL-ORGANISED MARKET).....	16
4.4.6 OUTDOOR MARKETS (FEES FOR MARKET ORGANISERS, PER TRADING DAY) .....	17
4.4.7 PORTABLE ADVERTISING .....	18
4.4.8 RETAIL TRADING IN PUBLIC FOOTPATHS AND SPACES .....	18
4.5 VENUE HIRE .....	18
4.5.1 HERITAGE MEETING ROOM INCLUDING USE OF SMART SCREEN AND INTERNET .....	18
<b>5 CITY PLANNING.....</b>	<b>19</b>
5.1 AMENDMENT OF AN ENVIRONMENTAL PLANNING INSTRUMENT .....	19
5.1.1 SALE OF PLANS & POLICIES – LG ACT SECTION 608 (2) .....	19
5.2 CATEGORIES OF PLANNING PROPOSALS .....	19
5.3 DEVELOPMENT CONTROL PLAN/MASTERPLAN APPLICATIONS .....	19
5.4 NOTIFICATION FEES .....	19
5.5 PRE-LODGE MENT CONSULTATION .....	20
5.6 VOLUNTARY PLANNING AGREEMENTS & OTHER PUBLIC DOMAIN ASSETS .....	20
5.6.1 PRE-EXECUTION.....	20
5.6.2 POST-EXECUTION.....	21
<b>6 DEVELOPMENT AND TRAFFIC SERVICES.....</b>	<b>21</b>
6.1 APPLICATION FOR A PERMIT TO REMOVE/PRUNE A TREE/S .....	21
6.2 CONSULTANCY FEES .....	21
6.2.1 FEE FOR APPOINTMENT OF EXTERNAL CONSULTANTS RELATING TO QUANTITY SURVEY REPORTS .....	21
6.3 DEVELOPMENT SERVICES .....	21
6.3.1 DEVELOPMENT INVOLVING THE ERECTION OF A BUILDING, THE CARRYING OUT OF WORK OR THE DEMOLITION OF A WORK OR A BUILDING .....	22
6.4 DEVELOPMENT THAT REQUIRES CONCURRENCE UNDER THE EP&A ACT OR AN ENVIRONMENTAL PLANNING INSTRUMENT – EP&A REG SCHEDULE 4 PART 3 ITEM 3.2 .....	22
6.5 NOTIFICATION OF A DEVELOPMENT APPLICATION .....	22
6.5.1 NOTIFICATION OF A DEVELOPMENT APPLICATION - EP&A REG SCHEDULE 4 PART 3 ITEM 3.5-3.7 ADDITIONAL FEE TO ANY OTHER FEES PAYABLE.....	22
6.6 OTHER FEES AND CHARGES.....	22
6.7 TRAFFIC SERVICES .....	22
6.7.1 ASSESSMENT OF TRAFFIC FACILITY PLANS TO BE DELIVERED AS PART OF A CONDITION OF CONSENT THROUGH TRAFFIC COMMITTEE PROCESS (EXC. SUPPLY AND INSTALLATION) .....	22
6.7.2 ASSESSMENT OF CONSTRUCTION TRAFFIC MANAGEMENT PLAN (CTMP) BY COUNCIL AS PER DA CONDITION .....	23
6.7.3 SPECIAL EVENTS (EXCLUDING FREE PUBLIC ENTRY EVENTS OR STREET PARTIES) .....	23
6.7.4 ROAD/FOOTPATH OCCUPANCY.....	24
6.7.5 ON-STREET AND OFF-STREET CAR SHARE SPACES OUTSIDE THE PARRAMATTA CBD CORE .....	25
6.7.6 USER PAY PARKING SIGNS (INCLUDING TEMPORARY BUS ZONES).....	25
6.7.7 ELECTRIC VEHICLE CHARGING INFRASTRUCTURE ON COUNCIL ROADS .....	25
<b>7 ENVIRONMENT &amp; SUSTAINABILITY .....</b>	<b>25</b>
7.1 STANDARD DRAWINGS & FLOOD DATA .....	25
7.2 STORMWATER DESIGN CHECKING & APPROVALS .....	25
7.3 STORMWATER SITE INSPECTIONS & REVIEWS .....	25
<b>8 PARKS &amp; OPEN SPACE .....</b>	<b>26</b>
8.1 COUNCIL RESERVE & STREET TREE BONDS .....	26

continued on next page ...

Page 3 of 55

## Table Of Contents [continued]

8.2 OPEN SPACE WORKS & STREET TREES .....	26
8.3 TEMPORARY ACCESS VIA PARK .....	26
<b>9 AQUATIC FACILITIES .....</b>	<b>27</b>
9.1 EPPING AQUATIC CENTRE AND MACARTHUR GIRLS HIGH SCHOOL .....	27
9.1.1 SCHOOL GROUPS AND PROGRAMS - EPPING AQUATIC CENTRE.....	27
9.1.2 SWIM SCHOOL .....	27
9.1.3 PUBLIC PROGRAMS.....	27
9.2 PARRAMATTA AQUATIC CENTRE .....	27
9.2.1 AQUATIC FACILITIES .....	28
9.2.2 WELLNESS / FITNESS FACILITIES .....	28
9.2.3 MEMBERSHIPS.....	29
9.2.4 AQUATIC PROGRAMMING .....	30
9.2.5 CARNIVALS, EVENTS AND FACILITY HIRE .....	31
9.2.6 CAR PARK (FOR FACILITY USERS ONLY – TICKETS MUST BE VALIDATED) .....	32
9.3 POOL LANE HIRE .....	32
9.3.1 SCHOOL LANE HIRE (MONDAY – FRIDAY ONLY/9:00AM-3:00PM) .....	32
9.3.2 LANE HIRE EPPING AQUATIC CENTRE ONLY .....	33
<b>10 RECREATION FACILITIES AND PROGRAMS .....</b>	<b>33</b>
10.1 BOOKING CANCELLATION: ALL CANCELLATIONS MUST BE IN WRITING OR VIA THE ONLINE BOOKING SYSTEM - BOOKABLE .....	33
10.2 COMMUNITY HALLS AND MEETING ROOM HIRE .....	33
10.3 MEETING ROOMS HIRE .....	34
10.4 PUBLIC HALLS HIRE .....	34
10.5 SPORTING FIELDS, PARKS & RESERVES .....	34
10.5.1 (C) CASUAL USE OF PARKS, RESERVES AND SPORTS FIELDS.....	34
10.5.2 COUNCIL-MANAGED TENNIS COURTS (ONLINE BOOKING SYSTEM).....	35
<b>11 REGULATORY SERVICES.....</b>	<b>35</b>
11.1 REGULATED PREMISES – PUBLIC HEALTH – FOOD.....	35
11.1.1 3. ROYAL EASTER SHOW.....	35
11.1.2 4. TEMPORARY FOOD STALLS.....	35
11.2 REGULATED PREMISES – PUBLIC HEALTH – OTHER .....	35
11.2.1 8. ENVIRONMENTAL / PROTECTION OF THE ENVIRONMENT OPERATIONS ACT .....	35
11.3 REGULATORY CONTROL .....	35
11.3.1 ANNUAL FIRE SAFETY STATEMENTS – EP&A REG CL. 177(1) .....	35
11.3.2 MONITORING COMPLIANCE OF RESTRICTED PREMISES INCLUDING BROTHELS MASSAGE PARLOURS AND OTHER REGULATED OR SIMILAR PREMISES.....	35
<b>12 RIVERSIDE THEATRES.....</b>	<b>36</b>
12.1 RIVERSIDE THEATRES COMMUNITY HIRE .....	36
12.1.1 RIVERSIDE THEATRE COMMUNITY HIRE .....	36
12.1.2 RIVERSIDE THEATRE LEVEL 1.....	36
12.1.3 LENNOX THEATRE COMMUNITY HIRE .....	36
12.1.4 RAFFERTY’S THEATRE COMMUNITY HIRE .....	37
12.2 RIVERSIDE THEATRES PARRAMATTA COMMERCIAL PERFORMANCE HIRE RATES.....	37

continued on next page ...

Page 4 of 55

**Table Of Contents** [continued]

12.2.1 RIVERSIDE THEATRE .....	37
12.2.2 LENNOX THEATRE.....	37
12.2.3 RAFFERTY'S THEATRE .....	38
12.2.4 CHARGES NOT INCLUDED IN HIRE RATES .....	38
12.2.5 CHARGES NOT INCLUDED IN HIRE RATES .....	38
<b>13 ROADS &amp; INFRASTRUCTURE.....</b>	<b>38</b>
13.1 RESTORATION OF ROADS AND FOOTPATHS .....	38
13.1.1 RESTORATIONS .....	38
<b>14 SOCIAL AND COMMUNITY SERVICES.....</b>	<b>38</b>
14.1 COMMUNITY CARE .....	38
14.1.1 COMMUNITY CARE FEES FOR HOME CARE PACKAGES.....	39
14.1.2 COMMUNITY CARE EVENTS.....	39
14.2 COMMUNITY HUBS .....	39
14.2.1 WENTWORTH POINT COMMUNITY CENTRE AND LIBRARY .....	39
14.2.2 PHIVE, 5 PARRAMATTA SQUARE.....	40
14.3 TOILET ACCESSIBILITY .....	46
14.3.1 MASTER LOCKSMITH ACCESS KEY (MLAK).....	46
14.4 PARRAMATTA ARTISTS' STUDIOS.....	46

## Explanation Table

### Classifications

#### Pricing Policy Category

A	Public Good	The service provides a broad community benefit. Inconceivable or impractical to charge for service on a user basis.
B	Practical Constraint	The service is a minor part of the overall operation of Council, or the potential for future revenue collection is so minor that it is outweighed by the cost of allocation
C	Shared Benefit	Benefits from providing this service accrue to both individuals and the community as whole (Community Service Obligation).
D	Stimulus	A stimulus to the demand for the service is required. In the short term, only part of the cost of the service is to be recovered.
E	Evasion	Charging prices to recover full cost may result in widespread evasion.
F	Equity	The service is targeted to low income users.
G	Economic/Social/Community Welfare	The service promotes or encourages local economic or social activity.
H	Private Good	The service benefits individual users, contributing to their income, welfare or profits, without any broader benefit to the community.
I	Monopoly	Council has a monopoly over provision of the service and there is no community service or equity obligation.
J	Development	The fee set will enable Council to develop and maintain a service.
K	Contribution	Charges are levied to compensate the community for an increase in the demand for a service or facilities because of a development proposal.
L	Regulatory: Non-Fixed	Fee charges cover the costs incurred by legislative requirements where no community service obligation exists.
M	Regulatory: Fixed	The fee is fixed by legislation.
N	Market	The service provided is in competition with that provided by another council or agency (private or public) and there is pressure to set a price that will attract adequate usage of the service.
N/A	No Pricing Policy	No Pricing Policy allocated to Fee
O	In-House	The service is provided predominantly for Council use, but sale to external markets may defray costs.
P	Entrepreneurial	The service is a profit-making activity and the price paid by users should recover an amount greater than the full cost of providing that service.
Q	Penalty	The fees charged are greater than the cost of the service, to act as a disincentive.
R	Utility	Fee charges for possession, occupation or enjoyment of Council land, public land and air space by gas, electricity, telecommunications and water utilities.

RefNo	Name	Pricing Policy Category	GST	Year 22/23	Year 23/24			Increase %
				Fee (incl. GST)	Fee (excl. GST)	GST	Fee (incl. GST)	

## 1 ASSET STRATEGY AND PROPERTY MANAGEMENT

### 1.1 LAND ANNUAL OCCUPATION CHARGE

Note:

1. Low impact telecommunication installations are installations that are exempted under Telecommunications (Low-impact Facilities) Determination 1997 as amended
2. High impact sites are sites where telecommunication installations other than low impact facilities are installed

0001	Valuation Fee		Y					At Cost
------	---------------	--	---	--	--	--	--	---------

Note:

1. Low impact telecommunication installations are installations that are exempted under Telecommunications (Low-impact Facilities) Determination 1997 as amended.
2. High impact sites are sites where telecommunication installations other than low impact facilities are installed.

### 1.2 OCCUPYING COUNCIL ROADS AND FOOTWAYS

#### 1.2.1 ALFRESCO DINING FEE

0004	Eat Street - administration fee for umbrella submetering		N	\$0.00	\$0.00	\$0.00	\$0.00	0.00%
0002	Eat Street - electricity costs to umbrella submetering		N					At Cost
0003	Eat Street per sq metre per annum		N	\$0.00	\$450.00	\$0.00	\$450.00	∞

### 1.3 PARKING METER PARKING FEES

Waiver of Fees : Pursuant to section 610E of the Local Government Act (NSW) 1993, the Chief Executive Officer may waive or reduce parking fees or charges as outlined in the Schedule of Fees and Charges

#### 1.3.1 PARKING FEES – PARKING METERS

Waiver of Fees : Pursuant to section 610E of the Local Government Act (NSW) 1993, the Chief Executive Officer may waive or reduce parking fees or charges as outlined in the Schedule of Fees and Charges

### 1.4 PARKING STATIONS

Waiver of Fees : Pursuant to section 610E of the Local Government Act (NSW) 1993, the Chief Executive Officer may waive or reduce parking fees or charges as outlined in the Schedule of Fees and Charges

### 1.5 PAY PARKING FEES CITY CENTRE CAR PARK

#### 1.5.1 CITY CENTRE CAR PARK TARIFFS

Considering some small alignment for market trend movements. Maximum rate shown, with option to reduce on demand. Credit card surcharge may be added.

### 1.6 PAY PARKING FEES – EAT STREET CAR PARK

Waiver of Fees : Pursuant to section 610E of the Local Government Act (NSW) 1993, the Chief Executive Officer may waive or reduce parking fees or charges as outlined in the Schedule of Fees and Charges. Credit card surcharge fee's may be added



RefNo	Name	Pricing Policy Category	GST	Year 22/23	Year 23/24			Increase %
				Fee (incl. GST)	Fee (excl. GST)	GST	Fee (incl. GST)	

### 1.6.1 EAT STREET CAR PARK TARIFFS

Considering some small alignment for market trend movements. Maximum rate shown, with option to reduce on demand. Credit card surcharge may be added. Various fees apply

0005	Free Christmas Parking for Christmas Eve (24 December only)		Y	\$0.00	\$0.00	\$0.00	\$0.00	0.00%
0006	Range from \$3.00 per hour to \$70.00 per day, per parking space (incl GST) Considering small alignment for market trend movements. Credit card surcharge fees will apply		Y	Various fees apply				

## 1.7 PAY PARKING FEES – JUSTICE PRECINCT CAR PARK

Waiver of Fees : Pursuant to section 610E of the Local Government Act (NSW) 1993, the Chief Executive Officer may waive or reduce parking fees or charges as outlined in the Schedule of Fees and Charges. Credit card surcharge fee's may be added

### 1.7.1 JUSTICE PRECINCT CAR PARK TARIFFS

Considering some small alignment for market trend movements. Maximum rate shown, with option to reduce on demand. Credit card surcharge may be added.

0007	Free Christmas Parking for Christmas Eve (24 December only)		Y	\$0.00	\$0.00	\$0.00	\$0.00	0.00%
0008	Parking fees range from \$3.00 per hour to \$45.00 per day, per parking space (incl GST) Considering small alignment for market trend movements. Credit card surcharge fees will apply		Y	Various fees apply				

## 1.8 PAY PARKING FEES – PARRAMATTA STATION CAR PARK

Waiver of Fees : Pursuant to section 610E of the Local Government Act (NSW) 1993, the Chief Executive Officer may waive or reduce parking fees or charges as outlined in the Schedule of Fees and Charges. Credit card surcharge fee's may be added

### 1.8.1 PARRAMATTA STATION CAR PARK TARIFFS

Considering some small alignment for market trend movements. Maximum rate shown, with option to reduce on demand. Credit card surcharge may be added.



RefNo	Name	Pricing Policy Category	GST	Year 22/23	Year 23/24			Increase %
				Fee (incl. GST)	Fee (excl. GST)	GST	Fee (incl. GST)	

## PARRAMATTA STATION CAR PARK TARIFFS [continued]

0009	Parking fees range from \$3.00 per hour to \$60.00 per day, per parking space (incl GST) Considering small alignment for market trend movements. Credit card surcharge fees will apply		Y					Various fees apply
------	--	--	---	--	--	--	--	--------------------

## 1.9 PAY PARKING FEES - PHIVE

### 1.9.1 PHIVE CAR PARK TARIFFS

0010	Parking fees range from \$5.00 per hour to \$80.00 per day, per parking space (incl GST) Considering small alignment for market trend movements. Credit card surcharge fees will apply		Y					Various fees apply
------	--	--	---	--	--	--	--	--------------------

### 1.10 ROAD & PLACE NAMING

0012	Alteration to Suburb Boundary - Administrative Fee - Precinct and Non Precinct		N	\$0.00	\$2,205.00	\$0.00	\$2,205.00	∞
0011	Alteration to Suburb Boundary - Non Precinct - Public consultation/ exhibition, advertising and gazettal		N	\$0.00	\$5,515.00	\$0.00	\$5,515.00	∞
0013	Alteration to Suburb Boundary - Precinct - Public consultation/ exhibition, advertising and gazettal		N	\$0.00	\$16,540.00	\$0.00	\$16,540.00	∞
0014	Renaming of Roads - Administrative Fee (per road)		N	\$0.00	\$2,205.00	\$0.00	\$2,205.00	∞

continued on next page ...

Page 9 of 55

RefNo	Name	Pricing Policy Category	GST	Year 22/23	Year 23/24			Increase %
				Fee (incl. GST)	Fee (excl. GST)	GST	Fee (incl. GST)	

## ROAD & PLACE NAMING [continued]

0015	Renaming of Roads - Public consultation/ exhibition, advertising and gazettal		N	\$0.00	\$5,515.00	\$0.00	\$5,515.00	∞
------	---	--	---	--------	------------	--------	------------	---

## 1.11 SPACE MANAGEMENT

Administration of leases, licences and other approvals for the Occupation of Council Premises (Land and or Building)

## 2 BUILDING CERTIFICATES – EP&A REG CL 260

### 2.1 (1) FOR THE PURPOSES OF SECTION 149B (2) OF THE ACT, THE FEE FOR AN APPLICATION FOR A BUILDING CERTIFICATE IN RELATION TO A BUILDING IS

0016	Class 1 Buildings (not exceeding 150m <sup>2</sup> )	L	N	\$0.00	\$500.00	\$0.00	\$500.00	∞
0017	Class 1 Buildings (exceeding 150m <sup>2</sup> )		N	\$0.00	\$600.00	\$0.00	\$600.00	∞
0018	Class 2-9 Buildings (not exceeding 200m <sup>2</sup> )	L	N	\$0.00	\$600.00	\$0.00	\$600.00	∞
0019	Class 2-9 Buildings (200-2,000m <sup>2</sup> )	L	N	\$600.00 Plus \$1.00 per sq mtr over 200 sq mtrs				
0020	Class 2-9 Buildings (greater than 2,000m <sup>2</sup> )		N	\$2000.00 Plus additional \$1.00 per sq mtr over 2000 sq mtrs				
0021	Class 10 Buildings	L	N	\$0.00	\$500.00	\$0.00	\$500.00	∞

### 2.1.1 UNAUTHORISED BUILDING INFORMATION CERTIFICATES

0022	Fee for a Certificate for Unauthorised Work to a Class 1 and Class 10 Building (not exceeding 150m <sup>2</sup> )	L	N	\$500.00 plus the maximum fee payable if the application were an application for Development Consent and Construction Certificate or for a Complying Development Certificate				
0023	Fee for a Certificate for Unauthorised Work to a Class 1 and Class 10 Building (Exceeding 150m <sup>2</sup> )	L	N	\$600.00 plus the maximum fee payable if the application were an application for Development Consent and Construction Certificate or for a Complying Development Certificate				

continued on next page ...

Page 10 of 55

RefNo	Name	Pricing Policy Category	GST	Year 22/23	Year 23/24			Increase %
				Fee (incl. GST)	Fee (excl. GST)	GST	Fee (incl. GST)	

## UNAUTHORISED BUILDING INFORMATION CERTIFICATES [continued]

0024	Fee for a Certificate for Unauthorised Work to a Class 2-9 Building (not exceeding 200m2)	L	N	\$600.00 plus the relevant fee that should have been paid for the Development Application, Construction Certificate or for a Complying Development Certificate				
0025	Fee for a Certificate for Unauthorised Work to a Class 2-9 Building (200-2,000m2)	L	N	\$600.00 plus \$1.00 per m2 over 200m2 and the relevant fee that should have been paid for the Construction Certificate or Complying Development Certificate				
0026	Fee for a Certificate for Unauthorised Work to a Class 2-9 Building (greater than 2,000m2)	L	N	\$2000.00 plus \$1.00 per m2 over 200m2 and the relevant fee that should have been paid for the Construction Certificate or Complying Development Certificate				
0027	Each additional inspection if more than one is required before issue of Certificate (Class 1 & 10 buildings)	L	N	\$0.00	\$252.00	\$0.00	\$252.00	∞
0028	Each additional inspection if more than one is required before issue of Certificate (Class 2 to 9 buildings)	L	N	\$0.00	\$423.00	\$0.00	\$423.00	∞
0030	Additional fee - Priority issue (2 business days) of certificate (Not applicable for Unauthorised Works)	L	N	\$0.00	\$250.00	\$0.00	\$250.00	∞
0029	Copy of certificate	L	N	\$0.00	\$75.00	\$0.00	\$75.00	∞

## 2.2 NON-REGULATED FEES FOR DEVELOPMENT SERVICES

### 2.2.1 COMPLYING DEVELOPMENT CERTIFICATES

#### 2.2.1.1 FOR THE PURPOSES OF PART 4, DIVISION 3 AND PART 4A OF EP&A ACT THE FOLLOWING FEES APPLY

Packages: When Council has been elected to both issue the Complying Development Certificate and act as the Principal Certifying Authority (PCA), then the package dimensions include a Complying Development Certificate, building inspections up to the maximum number for the structure under assessment and a single Occupation Certificate. Complying development certificates submitted under affordable SEPP

RefNo	Name	Pricing Policy Category	GST	Year 22/23	Year 23/24			Increase %
				Fee (incl. GST)	Fee (excl. GST)	GST	Fee (incl. GST)	

## 2.2.2 CONSTRUCTION CERTIFICATE

### 2.2.2.1 BUILDING CLASS 1 & 10 STRUCTURES – BUILDING CODE OF AUSTRALIA

Packages: When Council has been elected to both issue the Construction Certificate and act as the Principal Certifying Authority (PCA), then the package dimensions include a Construction Certificate, building inspections up to the maximum for the structure under assessment and a single Occupation Certificate.

Awnings, Pergolas, Open Structures and other class 10 structures including retaining and civil works

A Construction Certificate requires payment of the construction certificate fee and inspection fee. Other charges as levied by the State Government and/or Development Consent are required to be paid prior to determination

The Construction Certificate application shall be accompanied by working drawings, building specifications and engineering plans (where relevant)

A discount of 10% will be given on the Construction Certificate fee but only if lodged at the same time as the development application and Council is elected the PCA. (Discount does not include inspection fees)

#### 2.2.2.2 DUAL OCCUPATION

NOTE: If an inspection is deemed unsatisfactory then a re-inspection is required. Re-inspections of unsatisfactory work will be subject to an additional inspection fee and charged as follows:

### 2.2.2.3 BUILDING CLASS 2 TO 9 STRUCTURES – BUILDING CODE OF AUSTRALIA

NOTE: The following Package fees (include all mandatory Building Inspections) for structures under building classes under building classes ranging from 2 to 9 are based on the estimated cost of construction

## 3 CITY DESIGN

### 3.1 DEVELOPMENT APPLICATIONS & PLANNING PROPOSALS 3D CAD MODELLING FEES

1. 3D data extraction fee is paid once only. This is to cover data extraction time and supply of a specified section of the model and any file translation necessary.
2. Lodgement fee is paid once only. This is to cover manipulation of the proposed file within the model and presentation of the contextual model, overlaying of DCP requirements etc.
3. The amendment fee is paid every time significant changes are made to the building envelope, which require resubmission of a 3D file.

### 3.2 DEVELOPMENT TO BE REFERRED TO A DESIGN EXCELLENCE ADVISORY PANEL (\$4.55 MODIFICATION APPLICATIONS)

Fee quoted below PLUS further additional fee for application that EP&A Reg 115 (1A) applies relating to a residential flat development required to be accompanied by a design verification from a qualified designer that the development achieves the principals under State Environmental Planning Policy No. 65 – Design Quality of Residential Flat Development

Additional to any other fees payable:

## 4 CITY EVENTS & CULTURAL HERITAGE PROGRAMS

0031	Application fee for Parramatta Square		N	\$0.00	\$16.38	\$0.00	\$16.38	∞
------	---------------------------------------	--	---	--------	---------	--------	---------	---

RefNo	Name	Pricing Policy Category	GST	Year 22/23	Year 23/24			Increase %
				Fee (incl. GST)	Fee (excl. GST)	GST	Fee (incl. GST)	

## 4.1 EVENT STALL CHARGES

### 4.1.1 MERCHANDISE STALLHOLDER FEE

#### 4.1.1.1 FEES FOR HIRE OR USE OF FACILITIES

0033	Cool Room - Maxi		Y	\$0.00	\$460.00	\$46.00	\$506.00	∞
0034	Cool Room - Mini		Y	\$0.00	\$400.00	\$40.00	\$440.00	∞
0032	Cool Room - Shared		Y	\$0.00	\$100.00	\$10.00	\$110.00	∞

### 4.1.2 ALL EVENTS EXTRAS FEES

#### 4.1.2.1 FEES FOR HIRE OR USE OF FACILITIES

Note: due to the diverse range of items available it is not appropriate to identify fees for individually requested items such as Marquees, Structures, Generators, Wet Waste Services, Barricades, Fencing, Lighting Towers etc. Fees determined on an individual basis by the Manager Events and Festival in consideration of cost recovery & profit potential.

Given the varied nature of events and stalls, Fees for Events' Stalls are listed as a maximum fee.

The Manager Events and Festivals will determine the fee based on the specific nature of the event and stall.

## 4.2 FILMING IN AREAS UNDER COUNCIL'S CONTROL

### 4.2.1 FILMING APPLICATIONS

Note: These fees are mandated by the NSW State Government as per the Local Government Filming Protocol. Given the varied nature of filming applications, fees are listed as a maximum fee. The Manager Events and Festivals will determine the fee based on the specific nature of the application.

## 4.3 PARRAMATTA ARTIST STUDIOS

### 4.3.1 STUDIO / ROOM RENTAL

Please note, casual daily rates are charged at the same as weekly rates. Further, given the varied nature of studio use, the Director Parramatta Artists' Studios and Cultural Services may determine the fee based on the specific nature and impact of the use proposed.

## 4.4 STREET ACTIVITY

### 4.4.1 STAFF CHARGES APPLICABLE TO HIRERS OF THE PUBLIC DOMAIN

0037	Monday to Friday, cost per hour, per staff member - Minimum charge 3 hours, minimum 2 staff members required at the discretion of the Manager, City Activation		Y	\$0.00	\$40.00	\$4.00	\$44.00	∞
------	--	--	---	--------	---------	--------	---------	---

RefNo	Name	Pricing Policy Category	GST	Year 22/23	Year 23/24			Increase %
				Fee (incl. GST)	Fee (excl. GST)	GST	Fee (incl. GST)	

## STAFF CHARGES APPLICABLE TO HIRERS OF THE PUBLIC DOMAIN [continued]

0035	Public holiday, cost per hour, per staff member - Minimum charge 3 hours, minimum 2 staff members required at the discretion of the Manager, City Activation		Y	\$0.00	\$75.00	\$7.50	\$82.50	∞
0036	Saturday to Sunday, cost per hour, per staff member - Minimum charge 3 hours, minimum 2 staff members required at the discretion of the Manager, City Activation		Y	\$0.00	\$50.00	\$5.00	\$55.00	∞

### 4.4.2 EVENTS AND FESTIVALS

#### 4.4.2.1 LGA-WIDE (EXCLUDING CENTENARY SQUARE AND PARRAMATTA SQUARE)

Given the varied nature of Street Activities, the Manager, City Activation may determine the fee based on the specific nature and impact of the activity proposed.

#### 4.4.2.2 CENTENARY SQUARE (CSQ)

##### 4.4.2.2.1 COMMERCIAL

0040	1/2 day or less		Y	\$0.00	\$441.68	\$44.17	\$485.85	∞
0038	Full day event (entire use of CSQ) - Price per day		Y	\$0.00	\$1,845.80	\$184.58	\$2,030.38	∞
0039	Full day event (partial use of CSQ) - Price per day		Y	\$0.00	\$922.36	\$92.24	\$1,014.60	∞

##### 4.4.2.2.2 NOT-FOR-PROFIT ORGANISATION, LOW LEVEL RESOURCED OR SELF FUNDED CHARITIES

0042	1/2 day or less		Y	\$0.00	\$110.26	\$11.03	\$121.29	∞
0043	Full day event (entire use of CSQ) - Price per day		Y	\$0.00	\$467.86	\$46.79	\$514.65	∞
0041	Full day event (partial use of CSQ) - Price per day		Y	\$0.00	\$233.93	\$23.39	\$257.32	∞



RefNo	Name	Pricing Policy Category	GST	Year 22/23	Year 23/24			Increase %
				Fee (incl. GST)	Fee (excl. GST)	GST	Fee (incl. GST)	

#### 4.4.2.3 PARRAMATTA SQUARE (PSQ)

##### 4.4.2.3.1 COMMERCIAL

0044	Full day event (entire use of PSQ) - Price per day		Y	\$0.00	\$2,768.70	\$276.87	\$3,045.57	∞
------	--	--	---	--------	------------	----------	------------	---

##### 4.4.2.3.2 NOT FOR PROFIT, LOW LEVEL RESOURCED OR SELF FUNDED CHARITIES ORGANISATION

0047	1/2 day or less		Y	\$0.00	\$288.22	\$28.82	\$317.04	∞
0046	Full day event (entire use of PSQ) - price per day		Y	\$0.00	\$1,199.07	\$119.91	\$1,318.98	∞
0045	Full dy event (partial use of PSQ) - price per day		Y	\$0.00	\$599.50	\$59.95	\$659.45	∞

#### 4.4.3 LEAFLET DISTRIBUTION, PROMOTIONS AND COMMUNITY OUTREACH

##### 4.4.3.1 PARRAMATTA SQUARE (PSQ)

0049	Fee per hour, Commercial		Y	\$0.00	\$282.35	\$28.24	\$310.59	∞
0050	Fee per hour, not-for-profit, low level resourced or self-funded charities		Y	\$0.00	\$191.51	\$19.15	\$210.66	∞
0048	Refundable bond to ensure compliance with rules and guidelines		N	\$0.00	\$185.51	\$0.00	\$185.51	∞

##### 4.4.3.2 CENTENARY SQUARE (CSQ)

0052	Fee per hour, Commercial		Y	\$0.00	\$188.23	\$18.82	\$207.05	∞
0051	Fee per hour, not-for-profit, low level resourced or self-funded charities		Y	\$0.00	\$127.67	\$12.77	\$140.44	∞
0053	Refundable bond to ensure compliance with rules and guidelines		N	\$0.00	\$123.67	\$0.00	\$123.67	∞

##### 4.4.3.3 LGA-WIDE (EXCLUDING CENTENARY SQUARE AND PARRAMATTA SQUARE)

0055	Fee per hour, Commercial		Y	\$0.00	\$32.07	\$3.21	\$35.28	∞
0054	Fee per hour, not-for-profit, low level resourced or self-funded charities		Y	\$0.00	\$16.07	\$1.61	\$17.68	∞

continued on next page ...

Page 15 of 55

RefNo	Name	Pricing Policy Category	GST	Year 22/23	Year 23/24			Increase %
				Fee (incl. GST)	Fee (excl. GST)	GST	Fee (incl. GST)	

#### LGA-WIDE (EXCLUDING CENTENARY SQUARE AND PARRAMATTA SQUARE) [continued]

0056	Refundable bond to ensure compliance with rules and guidelines		N	\$0.00	\$96.90	\$0.00	\$96.90	∞
------	--	--	---	--------	---------	--------	---------	---

### 4.4.4 OCCASIONAL FOOTPATH TRADING

#### 4.4.4.1 PARRAMATTA SQUARE (PSQ)

0057	Commercial trading, per hire, per occasion		Y	\$0.00	\$486.27	\$48.63	\$534.90	∞
0058	Not-for-profit, low level resourced, or self-funded charity, per hire, per occasion		Y	\$0.00	\$24.11	\$2.41	\$26.52	∞

#### 4.4.4.2 CENTENARY SQUARE (CSQ)

0060	Commercial trading, per hire, per occasion		Y	\$0.00	\$324.18	\$32.42	\$356.60	∞
0059	Not-for-profit, low level resourced, or self-funded charity, per hire, per occasion		Y	\$0.00	\$16.07	\$1.61	\$17.68	∞

#### 4.4.4.3 LGA-WIDE (EXCLUDING CENTENARY SQUARE AND PARRAMATTA SQUARE)

0062	Commercial trading, per hire, per occasion		Y	\$0.00	\$129.24	\$12.92	\$142.16	∞
0061	Not-for-profit, low level resourced, or self-funded charity, per hire, per occasion		Y	\$0.00	\$16.07	\$1.61	\$17.68	∞

### 4.4.5 OUTDOOR MARKETS (FEES FOR STALLHOLDERS PER DAY AT COUNCIL-ORGANISED MARKET)

#### 4.4.5.1 PARRAMATTA SQUARE (PSQ)

0063	Double Standard Site (6 metres x 6 metres)		Y	\$0.00	\$187.50	\$18.75	\$206.25	∞
0065	Hot food site (3 metres x 3 metres)		Y	\$0.00	\$178.50	\$17.85	\$196.35	∞
0064	Standard Site (3 metres x 3 metres)		Y	\$0.00	\$127.50	\$12.75	\$140.25	∞

RefNo	Name	Pricing Policy Category	GST	Year 22/23	Year 23/24			Increase %
				Fee (incl. GST)	Fee (excl. GST)	GST	Fee (incl. GST)	

#### 4.4.5.2 CENTENARY SQUARE (CSQ)

0067	Double Standard site (6 metres x 6 metres)		Y	\$0.00	\$125.00	\$12.50	\$137.50	∞
0066	Hot food site (3 metres x 3 metres)		Y	\$0.00	\$119.00	\$11.90	\$130.90	∞
0068	Standard site (3 metres x 3 metres)		Y	\$0.00	\$85.00	\$8.50	\$93.50	∞

#### 4.4.5.3 LGA-WIDE (EXCLUDING CENTENARY SQUARE AND PARRAMATTA SQUARE)

0070	Double Standard site (6 metres x 6 metres)		Y	\$0.00	\$62.00	\$6.20	\$68.20	∞
0071	Hot food site (3 metres x 3 metres)		Y	\$0.00	\$57.00	\$5.70	\$62.70	∞
0069	Standard site (3 metres x 3 metres)		Y	\$0.00	\$40.00	\$4.00	\$44.00	∞

#### 4.4.6 OUTDOOR MARKETS (FEES FOR MARKET ORGANISERS, PER TRADING DAY)

0072	1/2 day or less		Y	\$0.00	\$662.52	\$66.25	\$728.77	∞
------	-----------------	--	---	--------	----------	---------	----------	---

#### 4.4.6.1 PARRAMATTA SQUARE (PSQ)

0073	Full day event (partial use of PSQ) - Price per day		Y	\$0.00	\$1,383.54	\$138.35	\$1,521.89	∞
------	---	--	---	--------	------------	----------	------------	---

##### 4.4.6.1.1 COMMERCIAL

0074	Full day event (entire use of PSQ) - Price per day		Y	\$0.00	\$2,768.70	\$276.87	\$3,045.57	∞
------	--	--	---	--------	------------	----------	------------	---

##### 4.4.6.1.2 NOT-FOR-PROFIT, LOW LEVEL RESOURCED OR SELF-FUNDED CHARITIES

0077	1/2 day or less		Y	\$0.00	\$288.22	\$28.82	\$317.04	∞
0076	Full day event (entire use of PSQ) - Price per day		Y	\$0.00	\$1,199.07	\$119.91	\$1,318.98	∞
0075	Full day event (partial use of PSQ) - Price per day		Y	\$0.00	\$599.50	\$59.95	\$659.45	∞

#### 4.4.6.2 CENTENARY SQUARE (CSQ)

##### 4.4.6.2.1 COMMERCIAL

0078	1/2 day or less		Y	\$0.00	\$441.68	\$44.17	\$485.85	∞
------	-----------------	--	---	--------	----------	---------	----------	---

continued on next page ...

Page 17 of 55

RefNo	Name	Pricing Policy Category	GST	Year 22/23	Year 23/24			Increase %
				Fee (incl. GST)	Fee (excl. GST)	GST	Fee (incl. GST)	

**COMMERCIAL** [continued]

0080	Full day event (entire use of CSQ) - Price per day		Y	\$0.00	\$1,845.80	\$184.58	\$2,030.38	∞
0079	Full day event (partial use of CSQ) - Price per day		Y	\$0.00	\$922.36	\$92.24	\$1,014.60	∞

**4.4.6.2.2 NOT-FOR-PROFIT, LOW LEVEL RESOURCED OR SELF-FUNDED CHARITIES**

0082	1/2 day or less		Y	\$0.00	\$110.26	\$11.03	\$121.29	∞
0083	Full day event (entire use of CSQ) - Price per day		Y	\$0.00	\$467.86	\$46.79	\$514.65	∞
0081	Full day event (partial use of CSQ) - Price per day		Y	\$0.00	\$233.93	\$23.39	\$257.32	∞

**4.4.6.3 LGA WIDE (EXCLUDING PARRAMATTA SQUARE AND CENTENARY SQUARE)**

0085	High risk event		Y	\$0.00	\$688.43	\$68.84	\$757.27	∞
0086	Low risk event		Y	\$0.00	\$143.84	\$14.38	\$158.22	∞
0084	Medium risk event		Y	\$0.00	\$428.87	\$42.89	\$471.76	∞

**4.4.7 PORTABLE ADVERTISING**

0087	Application Fee		N	\$0.00	\$142.60	\$0.00	\$142.60	∞
0088	One year permit		N	\$0.00	\$539.13	\$0.00	\$539.13	∞

**4.4.8 RETAIL TRADING IN PUBLIC FOOTPATHS AND SPACES**

0090	Application Fee		N	\$0.00	\$142.60	\$0.00	\$142.60	∞
0091	CBD Permit, each m2, per annum		N	\$0.00	\$493.49	\$0.00	\$493.49	∞
0089	Non-CBD Permit, each m2, per annum		N	\$0.00	\$135.89	\$0.00	\$135.89	∞

**4.5 VENUE HIRE****4.5.1 HERITAGE MEETING ROOM INCLUDING USE OF SMART SCREEN AND INTERNET**

Available Mon to Friday between 9:00am and 5:00pm excluding public holidays – Not available for parties (18th, 21st, etc.)

**4.5.1.1 PRIVATE / COMMERCIAL RATE**

100% of market rate

Social Functions

Self employed persons for the purpose of providing services to the public for a personal profit

Business

State and Federal Government

RefNo	Name	Pricing Policy Category	GST	Year 22/23	Year 23/24			Increase %
				Fee (incl. GST)	Fee (excl. GST)	GST	Fee (incl. GST)	

#### 4.5.1.2 NOT FOR PROFIT RATE

50% of market rate  
 Religious Programs/Church Groups  
 Funded Community Groups  
 Political Parties  
 Local Government  
 Clubs  
 Groups that charge a fee on a cost recovery basis

#### 4.5.1.3 CONCESSION RATE

25% of market rate  
 Charities, Senior Groups & Concession Card holders  
 Non-Funded Community Groups  
 Rallies/Demonstrations  
 Charity Functions (must prove 75% of funds raised will be given to a registered charitable organisation)

### 5 CITY PLANNING

0092	Planning Proposal - Reclassification of Land *Public hearing will be an additional fee		N	\$0.00	\$30,000.00	\$0.00	\$30,000.00	∞
------	--	--	---	--------	-------------	--------	-------------	---

### 5.1 AMENDMENT OF AN ENVIRONMENTAL PLANNING INSTRUMENT

#### 5.1.1 SALE OF PLANS & POLICIES – LG ACT SECTION 608 (2)

All plans for sale are available for download from Council's website

### 5.2 CATEGORIES OF PLANNING PROPOSALS

Note: The category of planning proposal and DCP would be determined by the Executive Director City Planning & Design

### 5.3 DEVELOPMENT CONTROL PLAN/MASTERPLAN APPLICATIONS

Note: Resubmission of substantial amendment – 50% of category fee payable immediately plus additional costs i.e independent review may also be charged on cost recovery. Additional to planning proposal fees

0093	Level 1 Preliminary		N	\$0.00	\$10,000.00	\$0.00	\$10,000.00	∞
0094	Level 4 Precinct LEP amendments with complexities such as detailed urban design/ urban capability assessment or Assessment of Master Plan		N	\$0.00	\$60,000.00	\$0.00	\$60,000.00	∞

### 5.4 NOTIFICATION FEES

0097	DCP Notification Fee (site specific)		N	\$0.00	\$2,500.00	\$0.00	\$2,500.00	∞
------	--------------------------------------	--	---	--------	------------	--------	------------	---

continued on next page ...

Page 19 of 55

RefNo	Name	Pricing Policy Category	GST	Year 22/23	Year 23/24			Increase %
				Fee (incl. GST)	Fee (excl. GST)	GST	Fee (incl. GST)	

## NOTIFICATION FEES [continued]

0096	Planning Proposal Public Notification - Level 1 & 2		N	\$0.00	\$2,500.00	\$0.00	\$2,500.00	∞
0098	Planning Proposal Public Notification - Level 3 & 4		N	\$0.00	\$6,000.00	\$0.00	\$6,000.00	∞
0095	Public Hearing		N					

Full cost recovery

## 5.5 PRE-LODGE MENT CONSULTATION

\* Fee will be deducted from Planning Proposal Fee if Planning Proposal is subsequently lodged for the site and is consistent with pre-lodgement advice

## 5.6 VOLUNTARY PLANNING AGREEMENTS & OTHER PUBLIC DOMAIN ASSETS

### 5.6.1 PRE-EXECUTION

0099	VPA Notice of Intent / Administration Fee		N	\$0.00	\$500.00	\$0.00	\$500.00	∞
0100	Letter of offer – assessment (Level 1 & 2)		N	\$0.00	\$3,000.00	\$0.00	\$3,000.00	∞
0101	Letter of offer – assessment (Level 3)		N	\$0.00	\$6,000.00	\$0.00	\$6,000.00	∞
0102	Letter of offer – assessment (Level 4)		N	\$0.00	\$10,000.00	\$0.00	\$10,000.00	∞
0103	VPA Advertising		N	\$0.00	\$3,000.00	\$0.00	\$3,000.00	∞
0104	VPA Re-Advertising		N	\$0.00	\$3,000.00	\$0.00	\$3,000.00	∞
0105	Registration, variation, and removal of Planning Agreement and associated documents from property title (covenants, other land instruments, caveats)		N					

\$750 per transaction



RefNo	Name	Pricing Policy Category	GST	Year 22/23	Year 23/24			Increase %
				Fee (incl. GST)	Fee (excl. GST)	GST	Fee (incl. GST)	

## 5.6.2 POST-EXECUTION

0106	Post-execution Council officer inspections (up to final review and sign-off at practical completion and end of defects liability period). Charged per inspection, per Council service area required to attend.		N	\$0.00	\$250.00	\$0.00	\$250.00	∞
0107	Detailed design review fee (inc. public domain, civil, structural, stormwater/ drainage, easements and other land instruments). Charged for each set of documents / drawings (including each set of reissued documents)		N	\$0.00	\$750.00	\$0.00	\$750.00	∞

## 6 DEVELOPMENT AND TRAFFIC SERVICES

### 6.1 APPLICATION FOR A PERMIT TO REMOVE/PRUNE A TREE/S

Administration Fee applies to development applications and/or tree preservation order applications. Single fee structure for all tree applications.

Pensioner discount of 25% on the total application fee (holders of a Pensioner Concession Card, Commonwealth Seniors Health Card issued by Centrelink or a Pensioner Concession Card issued by Department of Veterans' Affairs)

### 6.2 CONSULTANCY FEES

#### 6.2.1 FEE FOR APPOINTMENT OF EXTERNAL CONSULTANTS RELATING TO QUANTITY SURVEY REPORTS

0108	Cost of Works is greater than \$50,000,000 and less than \$100,000,000		N	\$0.00	\$2,200.00	\$0.00	\$2,200.00	∞
------	--	--	---	--------	------------	--------	------------	---

### 6.3 DEVELOPMENT SERVICES

NOTE: For the purposes of this Schedule, a fee unit is \$100 in the financial years ending on 30 June 2023

The following DEVELOPMENT APPLICATIONS FEES are prescribed under the Environmental Planning & Assessment Regulation 2021 (EP&A Reg) Schedule 4, Clause 246A to 256B unless otherwise indicated

NOTE: If two or more fees are applicable to a single development, such as an application to subdivide land and erect a building on one of the lots created by the subdivision, the maximum fee payable for the development is the sum of those fees – EP&A Reg Cl. 254

RefNo	Name	Pricing Policy Category	GST	Year 22/23	Year 23/24			Increase %
				Fee (incl. GST)	Fee (excl. GST)	GST	Fee (incl. GST)	

### 6.3.1 DEVELOPMENT INVOLVING THE ERECTION OF A BUILDING, THE CARRYING OUT OF WORK OR THE DEMOLITION OF A WORK OR A BUILDING

NOTE: Fees determined do not apply to a development involving the erection of a dwelling-house with an estimated construction cost of \$100,000 or less – EP&A Reg Cl. Schedule 4 Part 2 item 2.3.

NOTE: In determining the fee for a development, Council must make its determination by reference to a genuine estimate of the costs associated with the construction of a building or work, preparation of a building for the purpose it is to be used or the demolition of a building or work – EP&A Reg Cl. 232.

NOTE: The Department of Planning Monitoring and Review Levy applies to developments over \$50,000 and the following fees apply based on the estimated cost of the development. The above Levy includes a fee of 64 cents per \$1000 where the estimated cost of the proposed development exceeds \$50,000 – EP&A Reg Cl. 246

## 6.4 DEVELOPMENT THAT REQUIRES CONCURRENCE UNDER THE EP&A ACT OR AN ENVIRONMENTAL PLANNING INSTRUMENT – EP&A REG SCHEDULE 4 PART 3 ITEM 3.2

NOTE: Concurrence fee may be a lesser amount as notified by the approval authority. The additional processing fee is not payable where concurrence may be assumed under clause 52 of the EP&A Act

## 6.5 NOTIFICATION OF A DEVELOPMENT APPLICATION

### 6.5.1 NOTIFICATION OF A DEVELOPMENT APPLICATION - EP&A REG SCHEDULE 4 PART 3 ITEM 3.5-3.7 ADDITIONAL FEE TO ANY OTHER FEES PAYABLE

NOTE: The consent authority must refund so much of the fee paid under this clause as is not spent in giving the notice

## 6.6 OTHER FEES AND CHARGES

The following OTHER FEES AND CHARGES are prescribed under the Environmental Planning & Assessment Regulation 2021 (EP&A Reg) Schedule 4 Part 7, item 7.1 to 7.7 unless otherwise indicated

## 6.7 TRAFFIC SERVICES

### 6.7.1 ASSESSMENT OF TRAFFIC FACILITY PLANS TO BE DELIVERED AS PART OF A CONDITION OF CONSENT THROUGH TRAFFIC COMMITTEE PROCESS (EXC. SUPPLY AND INSTALLATION)

0110	Changes to parking restrictions within a local street for a length of less than 50m		N	\$0.00	\$200.00	\$0.00	\$200.00	∞
0109	Traffic Facilities in accordance within Schedule 4(4) of the Delegations to Council		N	\$0.00	\$2,000.00	\$0.00	\$2,000.00	∞

RefNo	Name	Pricing Policy Category	GST	Year 22/23	Year 23/24			Increase %
				Fee (incl. GST)	Fee (excl. GST)	GST	Fee (incl. GST)	

### ASSESSMENT OF TRAFFIC FACILITY PLANS TO BE DELIVERED AS PART OF A CONDITION OF CONSENT THROUGH TRAFFIC COMMITTEE PROCESS (EXC. SUPPLY AND INSTALLATION) [continued]

0111	Traffic Facilities other than those within Schedule 4(4) of the Delegations to Council and/or changes to parking restrictions and/or linemarking greater than 50m which do not require advertisement within a local newspaper		N	\$0.00	\$1,000.00	\$0.00	\$1,000.00	∞
------	---	--	---	--------	------------	--------	------------	---

### 6.7.2 ASSESSMENT OF CONSTRUCTION TRAFFIC MANAGEMENT PLAN (CTMP) BY COUNCIL AS PER DA CONDITION

0112	* CBD		N	\$0.00	\$500.00	\$0.00	\$500.00	∞
0113	* High Density and/or Town Centre areas within North Parramatta, South Parramatta, Epping, Granville, Carlingford & Westmead		N	\$0.00	\$300.00	\$0.00	\$300.00	∞
0114	* All other areas		N	\$0.00	\$100.00	\$0.00	\$100.00	∞

### 6.7.3 SPECIAL EVENTS (EXCLUDING FREE PUBLIC ENTRY EVENTS OR STREET PARTIES)

#### 6.7.3.1 ASSESSMENT OF SPECIAL EVENT TRAFFIC MANAGEMENT PLAN (SETMP)

0115	Low Impact - Class 3 as per TfNSW Guide to Traffic and Transport Management for Special Events		N	\$0.00	\$200.00	\$0.00	\$200.00	∞
0116	High Impact - Class 2 and above as per TfNSW Guide to Traffic and Transport Management for Special Events		N	\$0.00	\$1,000.00	\$0.00	\$1,000.00	∞

RefNo	Name	Pricing Policy Category	GST	Year 22/23	Year 23/24			Increase %
				Fee (incl. GST)	Fee (excl. GST)	GST	Fee (incl. GST)	

#### 6.7.4 ROAD/FOOTPATH OCCUPANCY

##### 6.7.4.1 DAILY ADMINISTRATION AND MONITORING FEE FOR OCCUPYING ROAD AND/OR FOOTPATH

0118	* CBD		N	\$0.00	\$235.00	\$0.00	\$235.00	∞
0120	* High Density and/or Town Centre areas within North Parramatta, South Parramatta & Epping + Granville, Carlingford & Westmead		N	\$0.00	\$140.00	\$0.00	\$140.00	∞
0121	* All other areas		N	\$0.00	\$80.00	\$0.00	\$80.00	∞

##### 6.7.4.2 DAILY FEE FOR FULL FOOTPATH OR FULL NATURESTRIP CLOSURES (IN ADDITION TO OTHER RELEVANT FEES)

0117	* Per metre length of full footpath closure in the CBD		N	\$0.00	\$12.10	\$0.00	\$12.10	∞
0119	* Per metre length of full footpath closure in High Density and/or Town Centre areas within North Parramatta, South Parramatta, Epping, Granville, Carlingford & Westmead		N	\$0.00	\$7.70	\$0.00	\$7.70	∞
0122	* Per metre length all other areas (not applied if also occupying a road lane)		N	\$0.00	\$2.00	\$0.00	\$2.00	∞

##### 6.7.4.3 DAILY FEE PER METRE LENGTH OF EACH SUBSEQUENT ROAD LANES OCCUPIED (IN ADDITION TO OTHER RELEVANT FEES)

0123	* CBD		N	\$0.00	\$15.00	\$0.00	\$15.00	∞
0124	* High Density and/or Town Centre areas within North Parramatta, South Parramatta, Epping, Granville, Carlingford & Westmead		N	\$0.00	\$9.63	\$0.00	\$9.63	∞
0125	* All other areas		N	\$0.00	\$2.50	\$0.00	\$2.50	∞

RefNo	Name	Pricing Policy Category	GST	Year 22/23	Year 23/24			Increase %
				Fee (incl. GST)	Fee (excl. GST)	GST	Fee (incl. GST)	

### 6.7.5 ON-STREET AND OFF-STREET CAR SHARE SPACES OUTSIDE THE PARRAMATTA CBD CORE

The Parramatta CBD core is defined as the area bounded by Victoria Road, Wilde Avenue, Parramatta River, Macarthur Street, Harris Street, Parkes Street, Great Western Highway, Pitt Street, Macquarie Street and O'Connell Street.

### 6.7.6 USER PAY PARKING SIGNS (INCLUDING TEMPORARY BUS ZONES)

0126	Administration fee (not related to Development Consent)		Y	\$0.00	\$182.27	\$18.23	\$200.50	∞
------	---	--	---	--------	----------	---------	----------	---

### 6.7.7 ELECTRIC VEHICLE CHARGING INFRASTRUCTURE ON COUNCIL ROADS

0127	Regulated EV charging space monitoring and administration fee (excludes sign installation/ maintenance and any lease/license agreements)		N					\$10 annually
------	--	--	---	--	--	--	--	---------------

## 7 ENVIRONMENT & SUSTAINABILITY

### 7.1 STANDARD DRAWINGS & FLOOD DATA

0128	Issue copy of standard drawings / drainage map(s)	N	N	\$0.00	\$20.00	\$0.00	\$20.00	∞
0129	Issue copy of flood model information		N	\$0.00	\$556.00	\$0.00	\$556.00	∞
0130	Issue copy of reports / flood studies	N	N	\$0.00	\$150.00	\$0.00	\$150.00	∞

### 7.2 STORMWATER DESIGN CHECKING & APPROVALS

0132	All Other Drainage Related Development Assessments	J	N	\$0.00	\$2,500.00	\$0.00	\$2,500.00	∞
0131	Site Stormwater drainage connections	J	N	\$0.00	\$556.00	\$0.00	\$556.00	∞

### 7.3 STORMWATER SITE INSPECTIONS & REVIEWS

0133	Final Handover Inspection & Review	J	N	\$0.00	\$556.00	\$0.00	\$556.00	∞
------	------------------------------------	---	---	--------	----------	--------	----------	---

Fee Charged per Assessment

RefNo	Name	Pricing Policy Category	GST	Year 22/23	Year 23/24			Increase %
				Fee (incl. GST)	Fee (excl. GST)	GST	Fee (incl. GST)	

## 8 PARKS & OPEN SPACE

### 8.1 COUNCIL RESERVE & STREET TREE BONDS

Refundable security bonds for existing Council reserve and street trees required to be protected as part of a complying development or development consent

0134	Existing Council reserve and street tree refundable security bonds	N	N	As valued by THYER tree evaluation method (bond range between \$2,000 and \$10,000)
0135	Council reserve and/or street tree inspections	N	N	Minimum \$250 and per tree for every 1-10 additional trees thereafter
Includes re-inspection where non-compliant				

### 8.2 OPEN SPACE WORKS & STREET TREES

Where new or upgraded open spaces and street trees are delivered by developers and require officers to assess plans and undertake inspections at hold points, practical completion and handover

0136	Open Space Works Inspections (Hold Point / Practical Completion / Handover)	N	Y	\$0.00	\$280.00	\$28.00	\$308.00	∞
Includes re-inspection where non-compliant								
0137	New Public Domain Tree Planting Inspections		N	Minimum \$250 and per tree for every 1-10 additional trees thereafter				
Includes re-inspection where non-compliant								
0138	Assessment and/ or approval of public open space and street tree plans and specifications for DA and VPA	N	N	\$0.00	\$600.00	\$0.00	\$600.00	∞
(Minimum of 4 hours)								
0139	Assessment and/ or approval of public open space and street tree plans and specifications for DA and VPA	N	N	\$0.00	\$180.00	\$0.00	\$180.00	∞
Additional hours								

### 8.3 TEMPORARY ACCESS VIA PARK

0140	Key Bond	N	N	\$0.00	\$150.00	\$0.00	\$150.00	∞
0141	Application Fee	N	N	\$0.00	\$200.00	\$0.00	\$200.00	∞
0142	Inspection Fee	N	N	\$0.00	\$150.00	\$0.00	\$150.00	∞



RefNo	Name	Pricing Policy Category	GST	Year 22/23	Year 23/24			Increase %
				Fee (incl. GST)	Fee (excl. GST)	GST	Fee (incl. GST)	

## TEMPORARY ACCESS VIA PARK [continued]

0143	Damage deposit/ bond	N	N	\$0.00	\$1,500.00	\$0.00	\$1,500.00	∞
0144	Damage deposit/ bond - Non Resident/ Commercial/ Corporate	N	N	\$0.00	\$3,000.00	\$0.00	\$3,000.00	∞

## 9 AQUATIC FACILITIES

### 9.1 EPPING AQUATIC CENTRE AND MACARTHUR GIRLS HIGH SCHOOL.

Recreational swimming only available at Epping Aquatic Centre. Macarthur Girls High School Pool is only available for Swim School programming and lap swimming.

#### 9.1.1 SCHOOL GROUPS AND PROGRAMS - EPPING AQUATIC CENTRE

0145	School Group Entry per person	F	Y	\$0.00	\$4.36	\$0.44	\$4.80	∞
------	-------------------------------	---	---	--------	--------	--------	--------	---

Subject to official booking made in advance. School hours only, 9:00am-3:00pm.

#### 9.1.2 SWIM SCHOOL

##### 9.1.2.1 SCHOOL – LEARN TO SWIM

Learn-to-Swim

LTS: 10% discount for 2 or more lessons a week per term

Promotional offers and marketing campaigns may be offered that vary the Swim School Charges above at the discretion of the Manager Social and Community Services & Service Manager Recreation Facilities & Programs

##### 9.1.2.2 LEARN TO SWIM

Learn-to-Swim

LTS: 10% discount for 2 or more lessons a week per term

Promotional offers and marketing campaigns may be offered that vary the Swim School Charges above at the discretion of the Manager Social and Community Services & Service Manager Recreation Facilities & Programs

#### 9.1.3 PUBLIC PROGRAMS

Per person

Note: that it is not appropriate to determine fees for individual programs – programs provided vary constantly based on community needs, seasonal variances etc. Some programs will cross subsidise others

## 9.2 PARRAMATTA AQUATIC CENTRE

Note: With the new Parramatta Aquatic Centre due to open in 2023, the proposed pricing policy for services is listed here. Full conditions, inclusions and exclusions associated with fees will be available from the PAC website. Credit card surcharges will apply. Under Section 610E of the Local Government Act 1993 Council may reduce a fee as part of a marketing campaign or social benefit program under the pricing principle of stimulus (D) or equity (F). Such a campaign will be determined under delegation to the Executive Director Community Services.

Fees that were established in 2022/23 are proposed to continue through 2023/24 before having standard indexation applied in future years.

Admission of Fitness Passport members, and any inclusions or exclusions, is subject to the successful execution of an agreement with the providers of Fitness Passport.

RefNo	Name	Pricing Policy Category	GST	Year 22/23	Year 23/24			Increase %
				Fee (incl. GST)	Fee (excl. GST)	GST	Fee (incl. GST)	

## 9.2.1 AQUATIC FACILITIES

### 9.2.1.1 OTHER ENTRY FEES – POOLS

0146	School Group Entry per person	F	Y	\$0.00	\$4.36	\$0.44	\$4.80	∞
Subject to official booking made in advance. School hours only, 9:00am-3:00pm.								

### 9.2.1.2 SAUNA/SPA/STEAM

Patrons over the age of 16 years.

0147	Member entry to Sauna/Steam/Spa	N	Y	\$0.00	\$8.45	\$0.85	\$9.30	∞
Can be used by membership holders who do not Sauna/Steam/Spa included within their membership.								

## 9.2.2 WELLNESS / FITNESS FACILITIES

### 9.2.2.1 PERSONAL TRAINING AND ASSESSMENTS

0153	Fitness Scan and Assessment	N	Y	\$0.00	\$36.36	\$3.64	\$40.00	∞
0148	Personal Training 1:1 - 1 hour session - 3 session pack	N	Y	\$0.00	\$184.09	\$18.41	\$202.50	∞
0155	Personal Training 1:1 - 30 minute session	N	Y	\$0.00	\$45.45	\$4.55	\$50.00	∞
0151	Personal Training 1:1 - 30 minute session - 10 session pack	N	Y	\$0.00	\$409.09	\$40.91	\$450.00	∞
0152	Personal Training 1:1 - 30 minute session - 3 session pack	N	Y	\$0.00	\$122.73	\$12.27	\$135.00	∞
0156	Personal Training Small Group (2 to 4) - 1 hour session per person	N	Y	\$0.00	\$61.82	\$6.18	\$68.00	∞
0149	Personal Training Small Group (2 to 4) - 1 hour session per person - 10 session pack	N	Y	\$0.00	\$556.36	\$55.64	\$612.00	∞
0150	Personal Training Small Group (2 to 4) - 30 minute session per person	N	Y	\$0.00	\$36.36	\$3.64	\$40.00	∞
0154	Personal Training Small Group (2 to 4) - 30 minute session per person - 10 session pack	N	Y	\$0.00	\$327.27	\$32.73	\$360.00	∞

RefNo	Name	Pricing Policy Category	GST	Year 22/23	Year 23/24			Increase %
				Fee (incl. GST)	Fee (excl. GST)	GST	Fee (incl. GST)	

### 9.2.3 MEMBERSHIPS

0157	Replacement membership cards. Per card.		Y	\$0.00	\$5.45	\$0.55	\$6.00	∞
------	---	--	---	--------	--------	--------	--------	---

#### 9.2.3.1 FULL MEMBERSHIP

See PAC website for full details of membership inclusions. Prices reflect a weekly amount, but are charged fortnightly under a Direct Debit agreement.

0158	Public Transport and Active Transport Incentive	A	N	10% discount				
------	---	---	---	--------------	--	--	--	--

A 10% discount on adult and concession membership for those who do not utilise parking. If you do use the parking on any occasion, ordinary fees will apply without membership discounts.

#### 9.2.3.2 MEMBERSHIPS: SWIM MEMBERSHIP

See PAC website for full details of membership inclusions. Prices reflect a weekly amount, but are charged fortnightly under a Direct Debit agreement. Excludes swim school programs and events.

0162	Adult Swim Membership. Weekly cost debited fortnightly.	N	Y	\$0.00	\$15.91	\$1.59	\$17.50	∞
0159	Child Swim Membership. Weekly cost debited fortnightly.	F	Y	\$0.00	\$10.45	\$1.05	\$11.50	∞
0160	Concession 3 Month Swim Membership. Total cost.	F	Y	\$0.00	\$180.00	\$18.00	\$198.00	∞

Holders of a Pensioner Concession Card, Health Care Card or Commonwealth Seniors Health Card issued by Centrelink or a Pensioner Concession Card issued by Department of Veterans' Affairs, concession eligible Student card (school, TAFE, University or other formal educational provider)

0161	Concession Swim Membership. Weekly cost debited fortnightly.	F	Y	\$0.00	\$10.45	\$1.05	\$11.50	∞
------	--	---	---	--------	---------	--------	---------	---

Holders of a Pensioner Concession Card, Health Care Card or Commonwealth Seniors Health Card issued by Centrelink or a Pensioner Concession Card issued by Department of Veterans' Affairs, concession eligible Student card (school, TAFE, University or other formal educational provider)

0163	Public Transport and Active Transport Incentive	A	N	10% discount				
------	---	---	---	--------------	--	--	--	--

A 10% discount on adult and concession membership for those who do not utilise parking. If you do use the parking on any occasion, ordinary fees will apply without membership discounts.

0164	Concession 6 Month Swim Membership. Total cost.	F	Y	\$0.00	\$320.00	\$32.00	\$352.00	∞
------	---	---	---	--------	----------	---------	----------	---

#### 9.2.3.3 MEMBERSHIPS: FITNESS ONLY MEMBERSHIP

See PAC website for full details of membership inclusions. Prices reflect a weekly amount, but are charged fortnightly under a Direct Debit agreement.

RefNo	Name	Pricing Policy Category	GST	Year 22/23	Year 23/24			Increase %
				Fee (incl. GST)	Fee (excl. GST)	GST	Fee (incl. GST)	

### MEMBERSHIPS: FITNESS ONLY MEMBERSHIP [continued]

0165	Adult Fitness Only Membership. Weekly cost charged fortnightly.	N	Y	\$0.00	\$18.18	\$1.82	\$20.00	∞
0166	Concession Fitness Only Membership. Weekly cost charged fortnightly.	F	Y	\$0.00	\$15.45	\$1.55	\$17.00	∞

Holders of a Pensioner Concession Card, Health Care Card or Commonwealth Seniors Health Card issued by Centrelink or a Pensioner Concession Card issued by Department of Veterans' Affairs, concession eligible Student card (school, TAFE, University or other formal educational provider)

0167	Public Transport and Active Transport Incentive	A	N	10% discount				
------	---	---	---	--------------	--	--	--	--

A 10% discount on adult and concession membership for those who do not utilise parking. If you do use the parking on any occasion, ordinary fees will apply without membership discounts.

### 9.2.3.4 FAMILY MEMBERSHIP (UP TO NOMINATED 2 ADULTS AND 2 CHILDREN OR 1 ADULT AND 3 CHILDREN)

Excludes swim school programs and events

### 9.2.3.5 CORPORATE MEMBERSHIPS

Corporate memberships subject to specific agreements being made with an employer. More information can be obtained from Parramatta Aquatic Centre management.

0168	City of Parramatta Council Staff Membership	N	N	25% discount on available Adult and Family Membership packages.				
0169	Corporate Membership	N	N	15% discount on available Adult and Family membership packages.				

## 9.2.4 AQUATIC PROGRAMMING

### 9.2.4.1 SWIM SCHOOL PROGRAMS

Prices applicable to both weekly programs and holiday intensives.

0171	Concession Cost per lesson.	F	N	\$0.00	\$15.50	\$0.00	\$15.50	∞
0170	Multiple Classes per week discount	G	N	10% discount				

Discount for multiple classes registered for per week. Excludes School Holiday Intensives.

0172	Other public aquatic programs		N	As advertised.				
------	-------------------------------	--	---	----------------	--	--	--	--

Fees are determined for individual programs on a cost recovery basis or based on community need and seasonal variances. Some programs will cross subsidise others. Price subject to program duration and equipment provided.

### 9.2.4.2 SWIM SQUAD PROGRAMS

Squad programs are charged based on expectations of participation. Quoted prices are per month, charged by direct debit fortnightly. Each Squad level is subject to the level(s) being offered at that time.

RefNo	Name	Pricing Policy Category	GST	Year 22/23	Year 23/24			Increase %
				Fee (incl. GST)	Fee (excl. GST)	GST	Fee (incl. GST)	

## SWIM SQUAD PROGRAMS [continued]

0174	Bronze Squad per month.	N	Y	\$0.00	\$25.00	\$2.50	\$27.50	∞
Based on two sessions per week.								
0176	Gold Squad per month.		Y	\$0.00	\$43.18	\$4.32	\$47.50	∞
Based on six or more sessions per week.								
0175	Other public programs	N	N	Price on application or as advertised.				
Other public programs fees are determined for individual programs on a cost recovery basis or based on community need and seasonal variances. Some programs will cross subsidise others. Price subject to program duration and equipment provided.								
0178	Private Swimming Lesson	N	Y	\$0.00	\$61.36	\$6.14	\$67.50	∞
Per 30 minute session								
0177	Silver Squad per month.	N	Y	\$0.00	\$36.36	\$3.64	\$40.00	∞
Based on three to five sessions per week.								
0173	Transition from Learn To Swim	N	Y	\$0.00	\$19.09	\$1.91	\$21.00	∞
Stroke correction squads, per lesson.								

## 9.2.5 CARNIVALS, EVENTS AND FACILITY HIRE

### 9.2.5.1 SWIMMING CARNIVAL

Use of additional areas of the facility will attract additional hire rates. Monday – Friday ONLY

RefNo	Name	Pricing Policy Category	GST	Year 22/23	Year 23/24			Increase %
				Fee (incl. GST)	Fee (excl. GST)	GST	Fee (incl. GST)	

## 9.2.5.2 ROOM HIRE: PLUS POOL/GYM ENTRY WHERE APPLICABLE

### 9.2.5.2.1 FUNCTION ROOMS LISTING

Group 1: COMBINED Studio 03 – Yanada Ngurang and Studio 02 – Barra Ngurang.

Group 2: Studio 01 Guman Ngurang; Studio 02 Barra Ngurang; Studio 03 Yanada Ngurang; Community Room Baraba Ngurang

3 User Categories

Commercial Category

- Large Business and Corporations (Annual revenue turnover excluding GST of greater than \$2M)
- Commonwealth and State Government agencies and schools

Community Category

- Small businesses (Annual Revenue turnover (excluding GST) of less than \$2m)
- Local Councils
- Private Individual Hirers
- Not-for-profit organisations

Unfunded Not-for-profit Category

- Not-for-profit agencies who can demonstrate that they generate no revenue or funding beyond the specifics of small gatherings
- Self-help groups

Group 1: COMBINED Studio 03 – Yanada Ngurang and Studio 02 – Barra Ngurang.

Group 2: Studio 01 Guman Ngurang; Studio 02 Barra Ngurang; Studio 03 Yanada Ngurang; Community Room Baraba Ngurang

3 User Categories

Commercial Category

- Large Business and Corporations (Annual revenue turnover excluding GST of greater than \$2M)
- Commonwealth and State Government agencies and schools

Community Category

- Small businesses (Annual Revenue turnover (excluding GST) of less than \$2m)
- Local Councils
- Private Individual Hirers
- Not-for-profit organisations

Unfunded Not-for-profit Category

- Not-for-profit agencies who can demonstrate that they either receive no revenue, or if revenue is generated, the majority is used to cover the costs associated with facility hire.
- Self-help groups

## 9.2.6 CAR PARK (FOR FACILITY USERS ONLY – TICKETS MUST BE VALIDATED)

Limited parking is provided onsite for the use of facility members and visitors, subject to the following fees. The parking payment system is integrated with the facility visitor and members management system. Spectators and those members receiving the Active Transport Discount do not qualify for the free parking arrangements. Waiver of Fees: Pursuant to section 620E of the Local Government Act (NSW) 1993, the Chief Executive Officer may waive or reduce parking fees or charges as outlined in the Schedule of Fees and Charges. Considering some small alignment for market trend movements. Maximum rate shown, with option to reduce on demand. Credit card surcharge fees will apply.

## 9.3 POOL LANE HIRE

Preferred Hirers (as defined in the Terms & Conditions) will receive:

- Up to 18 Hours of Lane Space per week – Free (Swimming only does not include Water Polo)
- Priority Booking over other external Hirers
- Receive up to 8 passes for the Executive Committee for use during periods of official hire for preferred hirers activities
- School groups (School hours only) and local not-for-profit swimming, diving, synchronised swimming, water polo clubs and other local not-for-profit organisations are subject to official booking

### 9.3.1 SCHOOL LANE HIRE (MONDAY – FRIDAY ONLY/9:00AM-3:00PM)

Plus normal entry



RefNo	Name	Pricing Policy Category	GST	Year 22/23	Year 23/24			Increase %
				Fee (incl. GST)	Fee (excl. GST)	GST	Fee (incl. GST)	

### 9.3.2 LANE HIRE EPPING AQUATIC CENTRE ONLY

Preferred Hirers (as defined in the Terms & Conditions) will receive:

- Up to 18 Hours of Lane Space per week – Free (Swimming only does not include Water Polo)
- Priority Booking over other external Hirers
- Receive up to 8 passes for the Executive Committee for use during periods of official hire for preferred hirers activities
- School groups (School hours only) and local not-for-profit swimming, diving, synchronised swimming, water polo clubs and other local not-for-profit organisations are subject to official booking

## 10 RECREATION FACILITIES AND PROGRAMS

### 10.1 BOOKING CANCELLATION: ALL CANCELLATIONS MUST BE IN WRITING OR VIA THE ONLINE BOOKING SYSTEM - BOOKABLE

0179	Cancellation Fee to apply if less than 7 days notice is given for a cancellation		N	100% of the Total Charge (+ GST)
------	--	--	---	----------------------------------

### 10.2 COMMUNITY HALLS AND MEETING ROOM HIRE

Public Halls / Meeting Rooms Hire Terms and Conditions

Minimum of 4 hours for Public Halls (weekend only)  
 Minimum of 2 hours for meeting rooms (weekend only)  
 Weekend is from 6pm Friday to Sunday and Public Holidays  
 Day rate will be capped at a maximum of 10 hours per day  
 Bonds will be applied at the discretion of Council if deemed high risk

Commercial Category

- Large Business and Corporations (Annual revenue turnover excluding GST of greater than \$2M)
- Commonwealth and State Government agencies

Community Category

- Small businesses (Annual Revenue turnover (excluding GST) of less than \$2m)
- Local Councils
- Individual private hirers
- Not-for-profit agencies

Unfunded Not-for-profit Category

- Not-for-profit agencies who can demonstrate that they either receive no revenue, or if revenue is generated, the majority is used to cover the costs associated with facility hire.
- Self-help groups

All new hirers from 1 July 2017 will pay the relevant Category and hall/room fee as to be recommended in the fees schedule (see above)

All existing hirers from 1 July 2017 will pay either a 10% increase (that includes CPI) on their existing hourly rate or the actual increase to the category benchmark if the new fee is 10% or less of their existing fee. The fee will continue to rise by 10% each year until it catches up with the category benchmark fee. On 1 July 2025 all hirers under these arrangements will be brought up to the category benchmark fee, thereby ending this arrangement.

All existing hirers from 1 July 2017 that have paid no fees previously will pay 10% (that includes CPI) of the category benchmark fee. The fee will continue to rise by 10% each year until it catches up with the category benchmark fee. On 1 July 2026 all hirers under these arrangements will be brought up to the category benchmark fee, thereby ending this arrangement.

RefNo	Name	Pricing Policy Category	GST	Year 22/23	Year 23/24			Increase %
				Fee (incl. GST)	Fee (excl. GST)	GST	Fee (incl. GST)	

### 10.3 MEETING ROOMS HIRE

Group 1: Reg Byrne Meeting Room, John Curtin Meeting Room, Roselea Small Hall, Burnside Gardens Community Centre, Parkview Meeting Room, Boronia Grove Meeting Room 3, Kingsdene Reserve Meeting Room.

Group 2: Dundas Community Centre Craft Room, Dundas Community Centre Meeting Room 1, Ermington Community Centre Meeting Room, Newington Community Centre Meeting Room, Epping Community Centre Meeting Room, Epping Community Centre Lower Meeting Room, Don Moore Community Centre Meeting Room 2, Don Moore Community Centre Meeting Room 3 and Don Moore Community Centre Gymnasium, Boronia Grove Meeting Room 1, Epping Leisure & Learning Centre Meeting Room 2&3.

Group 3: George Kendall Meeting Room, Don Moore Reserve Meeting Room, Curtis Oval Meeting Room, Epping Leisure & Learning Centre Meeting Room 1, Boronia Grove Meeting Room 2.

### 10.4 PUBLIC HALLS HIRE

Public Halls listing:

Group 1: Roselea Community Centre

Group 2: Epping Community Centre (Main Hall), Don Moore Community Centre Hall, Ermington Community Centre Hall, Dundas Community Centre Hall, Newington Community Centre Hall, Epping Leisure & Learning Centre Function Room, Reg Byrne Main Hall, Boronia Grove Function Room

Group 3: Harry Todd Band Hall, Jones Park, North Rocks Seniors Citizens Centre, West Epping Community Centre, Epping Community Centre (Upper Hall), Epping Community (Lower Hall)

### 10.5 SPORTING FIELDS, PARKS & RESERVES

A Grade Fields – Old Saleyards, Rydalmere (Fields 1 and 2)

B Grade Fields – Barton, Belmore (Richie Benaud), Curtis/Dundas Park, Doyle, FS Garside, Ollie Webb, Somerville

C Grade Fields – Arthur Phillip (Redbank), Binalong, Boronia, Cox, Dan Mahoney, Eric Primrose, George Kendall, Harold West, Hazel Ryan, Homelands, John Curtin, Jones Park, Kingsdene, Max Ruddock, McCoy Park, Murray Farm, Northmead, North Rocks, PH Jeffery, Robin Thomas, Roselea, Sir Thomas Mitchell, Upjohn Park

D Grade Fields – Carlingford HS

#### 10.5.1 (C) CASUAL USE OF PARKS, RESERVES AND SPORTS FIELDS

There is no fee for community social bookings of 50 people or less for Parks & reserves (excludes sportsfields)

3 User Categories

Commercial Category

- Large Business and Corporations (Annual revenue turnover excluding GST of greater than \$2M)
- Commonwealth and State Government agencies
- Private Hirers Non LGA residents

Community Category

- Small businesses (Annual Revenue turnover (excluding GST) of less than \$2m)
- Local Councils
- Private Hirers for LGA residents
- Not-for-profit agencies who receive government funding or primarily run revenue generating activities (eg. Licenced Clubs)

Unfunded Not-for-profit Category

- Other not-for-profit agencies (unfunded nor revenue generating)
- Self-help groups

#### 10.5.1.1 ORGANISED OR COMMERCIAL GROUP FITNESS AND PERSONAL TRAINING – PER SEASON

Use of sports fields by organised or commercial group fitness and personal trainers will incur both the Fitness Trainers permit fee and the applicable charges for the respective sports field (excludes 1 – 2 participants). For non-sports field locations fees will be charged at Category D as detailed in the above charges for the seasonal hire of sports fields

RefNo	Name	Pricing Policy Category	GST	Year 22/23	Year 23/24			Increase %
				Fee (incl. GST)	Fee (excl. GST)	GST	Fee (incl. GST)	

## 10.5.2 COUNCIL-MANAGED TENNIS COURTS (ONLINE BOOKING SYSTEM)

Non-council managed tennis court fees refer to Council's website [www.cityofparramatta.nsw.gov.au/tennis](http://www.cityofparramatta.nsw.gov.au/tennis)

## 11 REGULATORY SERVICES

### 11.1 REGULATED PREMISES – PUBLIC HEALTH – FOOD

#### 11.1.1 3. ROYAL EASTER SHOW

0180	Medium Risk Food Outlets/Food Van/ Permanent Site/ Mobile Vendor		N	\$0.00	\$305.00	\$0.00	\$305.00	∞
------	--	--	---	--------	----------	--------	----------	---

#### 11.1.2 4. TEMPORARY FOOD STALLS

0181	Late Fee Temporary Food Application Fee		N	\$0.00	\$50.00	\$0.00	\$50.00	∞
0182	Temporary Food Application Fee (per application)		N	\$0.00	\$50.00	\$0.00	\$50.00	∞

### 11.2 REGULATED PREMISES – PUBLIC HEALTH – OTHER

#### 11.2.1 8. ENVIRONMENTAL / PROTECTION OF THE ENVIRONMENT OPERATIONS ACT

0183	Environmental Compliance Inspection Fee		N	\$0.00	\$425.00	\$0.00	\$425.00	∞
------	---	--	---	--------	----------	--------	----------	---

### 11.3 REGULATORY CONTROL

#### 11.3.1 ANNUAL FIRE SAFETY STATEMENTS – EP&A REG CL. 177(1)

0184	Incorrect Annual Fire Safety Statement (per submission)		N	\$0.00	\$100.00	\$0.00	\$100.00	∞
------	---	--	---	--------	----------	--------	----------	---

#### 11.3.2 MONITORING COMPLIANCE OF RESTRICTED PREMISES INCLUDING BROTHELS MASSAGE PARLOURS AND OTHER REGULATED OR SIMILAR PREMISES

Note: Subject to Council determination at its meeting on 9 August 2010

RefNo	Name	Pricing Policy Category	GST	Year 22/23	Year 23/24			Increase %
				Fee (incl. GST)	Fee (excl. GST)	GST	Fee (incl. GST)	

## 12 RIVERSIDE THEATRES

### 12.1 RIVERSIDE THEATRES COMMUNITY HIRE RATES

#### 12.1.1 RIVERSIDE THEATRE COMMUNITY HIRE

All venue rental charges as listed or 10% of Net Box Office, whichever is the greater (Net Box Office: Gross sales less Booking Fees, Credit Card Charges and Commissions)

All non-performance days (bump-in, plotting, rehearsal days etc) at 50% of applicable venue hire rate for One Performance

##### 12.1.1.1 COURTYARD (FULL DAY)

All venue rental charges as listed or 10% of Net Box Office, whichever is the greater (Net Box Office: Gross sales less Booking Fees, Credit Card Charges and Commissions)

All non-performance days (bump-in, plotting, rehearsal days etc) at 50% of applicable venue hire rate for One Performance

##### 12.1.1.2 COURTYARD (HALF DAY)

All venue rental charges as listed or 10% of Net Box Office, whichever is the greater (Net Box Office: Gross sales less Booking Fees, Credit Card Charges and Commissions)

All non-performance days (bump-in, plotting, rehearsal days etc) at 50% of applicable venue hire rate for One Performance

Bump In and Rehearsal period is free on the day of the performance for a period of up to four (4) hours only, with the exception of staff costs

The Theatres Technical Staff as outlined above must be employed during the Bump In or Rehearsal and are charged to the hirer at a rate of \$55 per hour (incl. GST) per staff member per hour. Penalty rates apply for periods exceeding eight (8) hours, Sundays and Public Holidays

##### 12.1.1.3 ADDITIONAL PERFORMANCES

0185	Fri-Sat - Further Additional Performances		Y	\$0.00	\$1,909.09	\$190.91	\$2,100.00	∞
0186	Sun-Thu - Further Additional Performances		Y	\$0.00	\$1,636.36	\$163.64	\$1,800.00	∞

#### 12.1.2 RIVERSIDE THEATRE LEVEL 1

0188	Lennox Holding Room or LX Plot Rate		Y	\$0.00	\$590.91	\$59.09	\$650.00	∞
0187	Sun- Thur First Additional Performance		Y	\$0.00	\$3,500.00	\$350.00	\$3,850.00	∞

#### 12.1.3 LENNOX THEATRE COMMUNITY HIRE

All venue rental charges as listed or 10% of Net Box Office, whichever is the greater (Net Box Office: Gross sales less Booking Fees, Credit Card Charges and Commissions)

All non-performance days (bump-in, plotting, rehearsal days etc) at 50% of applicable venue hire rate for One Performance

RefNo	Name	Pricing Policy Category	GST	Year 22/23	Year 23/24			Increase %
				Fee (incl. GST)	Fee (excl. GST)	GST	Fee (incl. GST)	

### 12.1.3.1 ADDITIONAL PERFORMANCES

0190	Fri-Sat - Further Additional Performances		Y	\$0.00	\$545.45	\$54.55	\$600.00	∞
0189	Sun-Thu - Further Additional Performances		Y	\$0.00	\$454.55	\$45.45	\$500.00	∞

### 12.1.4 RAFFERTY'S THEATRE COMMUNITY HIRE

All venue rental charges as listed or 10% of Net Box Office, whichever is the greater (Net Box Office: Gross sales less Booking Fees, Credit Card Charges and Commissions)

All non-performance days (bump-in, plotting, rehearsal days etc) at 50% of applicable venue hire rate for One Performance

#### 12.1.4.1 ADDITIONAL PERFORMANCES

0191	Fri-Sat - Further Additional Performances		Y	\$0.00	\$318.18	\$31.82	\$350.00	∞
0192	Sun-Thu - Further Additional Performances		Y	\$0.00	\$272.73	\$27.27	\$300.00	∞

## 12.2 RIVERSIDE THEATRES PARRAMATTA COMMERCIAL PERFORMANCE HIRE RATES

All venue rental charges as listed or 10% of Net Box Office, whichever is the greater (Net Box Office: Gross sales less Booking Fees, Credit Card Charges and Commissions)

All non-performance days (bump-in, plotting, rehearsal days etc) at 50% of applicable venue hire rate for One Performance

### 12.2.1 RIVERSIDE THEATRE

#### 12.2.1.1 ADDITIONAL PERFORMANCES

0194	Fri-Sat Further Additional Performances		Y	\$0.00	\$2,090.91	\$209.09	\$2,300.00	∞
0193	Sun- Thur Further additional Performances		Y	\$0.00	\$1,818.18	\$181.82	\$2,000.00	∞

### 12.2.2 LENNOX THEATRE

#### 12.2.2.1 ADDITIONAL PERFORMANCES

0195	Fri-Sat Further Additional Performances		Y	\$0.00	\$636.36	\$63.64	\$700.00	∞
0196	Sun-Thu Further Additional Performances		Y	\$0.00	\$545.45	\$54.55	\$600.00	∞



RefNo	Name	Pricing Policy Category	GST	Year 22/23	Year 23/24			Increase %
				Fee (incl. GST)	Fee (excl. GST)	GST	Fee (incl. GST)	

### 12.2.3 RAFFERTY'S THEATRE

#### 12.2.3.1 ADDITIONAL PERFORMANCES

0197	Fri-Sat - Further Additional Performances		Y	\$0.00	\$363.64	\$36.36	\$400.00	∞
0198	Sun-Thu - Further Additional Performances		Y	\$0.00	\$272.73	\$27.27	\$300.00	∞

### 12.2.4 CHARGES NOT INCLUDED IN HIRE RATES

Fees/charges are negotiable at the discretion of the Director.

It is essential that all hirers read the Performance Hire Guide which outlines the Theatres Policies and Procedures relating to Venue Bookings.

### 12.2.5 CHARGES NOT INCLUDED IN HIRE RATES

All venue rental charges as listed or 10% of Net Box Office, whichever is the greater (Net Box Office: Gross sales less Booking Fees, Credit Card Charges and Commissions)

All non-performance days (bump-in, plotting, rehearsal days etc) at 50% of applicable venue hire rate for One Performance

Fees/charges are negotiable at the discretion of the Director

It is essential that all hirers read the Performance Hire Guide which outlines the Theatres Policies and Procedures relating to Venue Bookings

## 13 ROADS & INFRASTRUCTURE

### 13.1 RESTORATION OF ROADS AND FOOTPATHS

Establishment fee will be applied to each restoration job site unless multiple jobs of the same type are located in the same street

#### 13.1.1 RESTORATIONS

Note:

- (1) The above charges are to be paid by various public Authorities, plumbers or other parties which excavate/damage pavements or footpaths
- (2) Restoration works carried out by Council because of the 'urgency' or 'public safety' aspects, will be charged at 'Actual Cost' plus Inspection/Administration Fee to the relevant authorities
- (3) Measurement of restored areas will be taken to the nearest full slab or concrete kerb unit
- (4) Note that restorations for paving bricks can result in greater area of paver restoration than the area of base restored
- (5) Council reserves the right to rectify any unsatisfactory road pavement/temporary restoration works carried out by the utilities, and such works will be charged at 'Actual Cost', plus inspection/Administration Fee to the utilities

## 14 SOCIAL AND COMMUNITY SERVICES

### 14.1 COMMUNITY CARE

The Australian Government and City of Parramatta Council subsidises a range of aged care services to keep fees reasonable and affordable. If you are eligible, you are expected to contribute to the cost of your services if you can afford to. You do not need an income assessment to access Commonwealth Home Support Program services and your age pension will not be affected by your contributions to the cost of your services. You will be assessed in terms of Pension and Commonwealth Seniors Health Care Card/Low Income Health Care Card status to determine your fee rate. A hardship provision is available for all services except for Home Care packages and Over 55's Leisure and Learning.



RefNo	Name	Pricing Policy Category	GST	Year 22/23	Year 23/24			Increase %
				Fee (incl. GST)	Fee (excl. GST)	GST	Fee (incl. GST)	

### 14.1.1 COMMUNITY CARE FEES FOR HOME CARE PACKAGES

0199	Activity Based Transport		N	\$0.00	\$0.78	\$0.00	\$0.78	∞
------	--------------------------	--	---	--------	--------	--------	--------	---

### 14.1.2 COMMUNITY CARE EVENTS

0200	Community Care Event Attendance	K	N	\$0.00	\$15.00	\$0.00	\$15.00	∞
------	---------------------------------	---	---	--------	---------	--------	---------	---

## 14.2 COMMUNITY HUBS

0201	Flat Screen TV - Trolley		Y	\$0.00	\$75.00	\$7.50	\$82.50	∞
0207	High Bar Tables		Y	\$0.00	\$40.00	\$4.00	\$44.00	∞
0205	Lectern		Y	\$0.00	\$50.00	\$5.00	\$55.00	∞
0204	Parramatta Town Hall - Filming and Photography		N	\$0.00	\$550.00	\$0.00	\$550.00	∞
0213	Portable PA System		Y	\$0.00	\$100.00	\$10.00	\$110.00	∞
0212	Stage Hire - Large		Y	\$0.00	\$409.09	\$40.91	\$450.00	∞
0202	Stage Hire - Small		Y	\$0.00	\$218.18	\$21.82	\$240.00	∞
0206	Tablecloths		Y	\$0.00	\$13.09	\$1.31	\$14.40	∞
0209	Tea and Coffee (per person - all day service)		Y	\$0.00	\$7.00	\$0.70	\$7.70	∞
0210	Tea and Coffee (per person)		Y	\$0.00	\$3.00	\$0.30	\$3.30	∞
0203	Video Conferencing - Trolley		Y	\$0.00	\$100.00	\$10.00	\$110.00	∞
0208	Wireless Microphone - Handheld		Y	\$0.00	\$50.00	\$5.00	\$55.00	∞
0211	Wireless Microphone - Headset		Y	\$0.00	\$50.00	\$5.00	\$55.00	∞

### 14.2.1 WENTWORTH POINT COMMUNITY CENTRE AND LIBRARY

#### 14.2.1.1 FUNCTION ROOM HIRE

Function Rooms listing:

Group 1: Group Booking (Dance Studio, Function Room 1 & Function Room 2 Combined)

Group 2: Group Booking (Function Room 1 & Function Room 2) Combined

Group 3: Function Room 1, Dance Studio

Group 4: Function Room 2

#### 14.2.1.1.1 FUNCTION ROOM FEES – WEEKEND RATE (FRIDAY 5PM TO SUN) / PUBLIC HOLIDAY

Half Day Rate

Friday: 5pm to 11pm

Saturday & Sunday:

Morning: 9.30am to 3.30pm

Evening: 4.30pm to 10.30pm

Weekday hourly rate only applicable on Fridays for Dance Studio only

RefNo	Name	Pricing Policy Category	GST	Year 22/23	Year 23/24			Increase %
				Fee (incl. GST)	Fee (excl. GST)	GST	Fee (incl. GST)	

### 14.2.1.2 MEETING ROOMS HIRE

Meeting Rooms listing:

Group 1: Meeting Room (Combined), Creative Studio, Creative Space, Learning Lab

Group 2: Meeting Room 1, Meeting Room 2, Boardroom, Co-working meeting room

### 14.2.1.3 MUSIC STUDIO HIRE

Music/Studio listing:

Group 1: Music/Studio 1 and Music/Studio 2

Group 2: Music/Studio 1, Music/Studio 2

Group 3: Music/Studio 3

\* Additional limited equipment hire available (on request). Only available for use when hiring Music/ Studio Rooms.

\* Booking for Music/ Studio 1 and Music Studio 2 are only available during staffed hours.

### 14.2.1.4 CO-WORKING DESK HIRE

Hot Desk: Casual Hire of co-working desk on a daily and weekly frequency. Includes the use/access to Kitchenette, coffee/tea, limited printing and limited office stationery. Dedicated Desk: Permanent hire of co-working desk on a monthly, 6 monthly and yearly arrangement. Includes the use/access to Kitchenette, coffee/tea, limited printing, limited office stationery and meeting room access (Monthly – Free 2 hrs use of meeting room, 6 Monthly – Free 3 x 2 hours use of meeting room, Yearly – Free 5 x 2 hours use of meeting room).

2 User Categories

Commercial Category

- Large Business and Corporations (Annual revenue turnover excluding GST of greater than \$2M)
- Commonwealth and State Government agencies

Community, Unfunded Not-for-profit and Charity Category

- Small businesses (Annual Revenue turnover (excluding GST) of less than \$2m)
- Local Councils
- Casual/ Private Hirers for LGA residents
- Not-for-profit agencies who receive government funding or primarily run revenue generating activities (eg. Licenced Clubs)
- Other not-for-profit agencies (unfunded nor revenue generating)
- Self-help groups
- Students

### 14.2.1.5 BOOKING CANCELLATION

All cancellations must be in writing

### 14.2.1.6 VENUE PACKAGE 1 (INCLUDES OUTDOOR OR FURNITURE OR EVENT PACKAGE)

0214	Additional Function Package		Y	\$0.00	\$90.91	\$9.09	\$100.00	∞
------	-----------------------------	--	---	--------	---------	--------	----------	---

### 14.2.1.7 ADDITIONAL VENUE HIRE MISCELLANEOUS FEES

0216	Laptop Hire		Y	\$0.00	\$22.73	\$2.27	\$25.00	∞
0215	Tablets		Y	\$0.00	\$9.09	\$0.91	\$10.00	∞

## 14.2.2 PHIVE, 5 PARRAMATTA SQUARE

### 14.2.2.1 VENUE HIRE FEES

#### 14.2.2.1.1 WEEKDAY RATES (HOURLY) (MONDAY – THURSDAY 9AM - 8PM) (FRIDAY 9AM - 5PM)

0231	Civic Reception - (Commercial)		Y	\$0.00	\$181.82	\$18.18	\$200.00	∞
------	--------------------------------	--	---	--------	----------	---------	----------	---

continued on next page ...

Page 40 of 55

RefNo	Name	Pricing Policy Category	GST	Year 22/23	Year 23/24			Increase %
				Fee (incl. GST)	Fee (excl. GST)	GST	Fee (incl. GST)	

## WEEKDAY RATES (HOURLY) (MONDAY – THURSDAY 9AM - 8PM) (FRIDAY 9AM - 5PM) [continued]

0222	Civic Reception - (Community)		Y	\$0.00	\$109.09	\$10.91	\$120.00	∞
0227	Civic Reception - (Unfunded Not for Profit)		Y	\$0.00	\$54.55	\$5.45	\$60.00	∞
0226	Parramatta Town Hall - Charles Byrne Room (Commercial)		Y	\$0.00	\$163.64	\$16.36	\$180.00	∞
0228	Parramatta Town Hall - Charles Byrne Room (Community)		N	\$0.00	\$108.00	\$0.00	\$108.00	∞
0225	Parramatta Town Hall - Heritage Meeting Room 1 (Commercial)		N	\$0.00	\$150.00	\$0.00	\$150.00	∞
0230	Parramatta Town Hall - Heritage Meeting Room 1 (Community)		N	\$0.00	\$90.00	\$0.00	\$90.00	∞
0221	Parramatta Town Hall - Heritage Meeting Room 2 (Commercial)		N	\$0.00	\$150.00	\$0.00	\$150.00	∞
0234	Parramatta Town Hall - Heritage Meeting Room 2 (Community)		N	\$0.00	\$90.00	\$0.00	\$90.00	∞
0217	Parramatta Town Hall - Main Hall & Southern Terrace (Commercial)		N	\$0.00	\$750.00	\$0.00	\$750.00	∞
0223	Parramatta Town Hall - Main Hall & Southern Terrace (Community)		N	\$0.00	\$450.00	\$0.00	\$450.00	∞
0220	Parramatta Town Hall - Main Hall & Southern Terrace (Election Rate)		N	\$0.00	\$500.00	\$0.00	\$500.00	∞
0229	Parramatta Town Hall - Main Hall (Commercial)		N	\$0.00	\$500.00	\$0.00	\$500.00	∞
0232	Parramatta Town Hall - Main Hall (Community)		N	\$0.00	\$300.00	\$0.00	\$300.00	∞
0218	Parramatta Town Hall - Southern Terrace (Commercial)		N	\$0.00	\$400.00	\$0.00	\$400.00	∞
0219	Parramatta Town Hall - Southern Terrace (Community)		N	\$0.00	\$240.00	\$0.00	\$240.00	∞
0224	PHIVE Foyer - (Commercial)		Y	\$0.00	\$263.64	\$26.36	\$290.00	∞

continued on next page ...

Page 41 of 55

RefNo	Name	Pricing Policy Category	GST	Year 22/23	Year 23/24			Increase %
				Fee (incl. GST)	Fee (excl. GST)	GST	Fee (incl. GST)	

**WEEKDAY RATES (HOURLY) (MONDAY – THURSDAY 9AM - 8PM) (FRIDAY 9AM - 5PM)** [continued]

0233	PHIVE Foyer - (Community)		Y	\$0.00	\$158.18	\$15.82	\$174.00	∞
0235	PHIVE Foyer - (Unfunded Not for Profit)		Y	\$0.00	\$79.09	\$7.91	\$87.00	∞

**14.2.2.1.2 WEEKDAY (DAILY RATE) (MONDAY – THURSDAY 9AM TO 8PM) (FRIDAY 9AM - 5PM)**

0241	Civic Reception - (Commercial)		Y	\$0.00	\$1,363.64	\$136.36	\$1,500.00	∞
0238	Civic Reception - (Community)		Y	\$0.00	\$818.18	\$81.82	\$900.00	∞
0246	Civic Reception (Unfunded Not for Profit)		Y	\$0.00	\$409.09	\$40.91	\$450.00	∞
0244	Discovery Space - (Commercial)		Y	\$0.00	\$2,727.27	\$272.73	\$3,000.00	∞
0239	Discovery Space - (Community)		Y	\$0.00	\$1,636.36	\$163.64	\$1,800.00	∞
0243	Discovery Space - (Unfunded Not for Profit)		Y	\$0.00	\$818.18	\$81.82	\$900.00	∞
0236	Parramatta Town Hall - Exhibition Rate (15 days+) (price on application)		N	\$0.00	\$0.00	\$0.00	\$0.00	0.00%
0247	Parramatta Town Hall - Main Hall Exhibition Rate (1-2 days) (Commercial - daily)		N	\$0.00	\$5,000.00	\$0.00	\$5,000.00	∞
0237	Parramatta Town Hall - Main Hall Exhibition Rate (1-2 days) (Community - daily)		N	\$0.00	\$3,000.00	\$0.00	\$3,000.00	∞
0245	Parramatta Town Hall- Exhibition Rate (3-14 days) (Commercial - daily)		N	\$0.00	\$4,000.00	\$0.00	\$4,000.00	∞
0242	Parramatta Town Hall- Exhibition Rate (3-14 days) (Community - daily)		N	\$0.00	\$2,400.00	\$0.00	\$2,400.00	∞
0240	Parramatta Town Hall -Full day bump in/out (price on application)		N	\$0.00	\$0.00	\$0.00	\$0.00	0.00%

**14.2.2.1.3 WEEKEND/PUBLIC HOLIDAY RATES (HOURLY) (9AM TO 5PM)**

0254	Civic Reception - (Commercial)		Y	\$0.00	\$236.36	\$23.64	\$260.00	∞
------	--------------------------------	--	---	--------	----------	---------	----------	---

continued on next page ...

Page 42 of 55

RefNo	Name	Pricing Policy Category	GST	Year 22/23	Year 23/24			Increase %
				Fee (incl. GST)	Fee (excl. GST)	GST	Fee (incl. GST)	

## WEEKEND/PUBLIC HOLIDAY RATES (HOURLY) (9AM TO 5PM) [continued]

0264	Civic Reception - (Community)		Y	\$0.00	\$141.82	\$14.18	\$156.00	∞
0255	Civic Reception - (Unfunded Not for Profit)		Y	\$0.00	\$70.91	\$7.09	\$78.00	∞
0263	Parramatta Town Hall - Charles Byrne Room (Commercial)		N	\$0.00	\$225.00	\$0.00	\$225.00	∞
0266	Parramatta Town Hall - Charles Byrne Room (Community)		N	\$0.00	\$135.00	\$0.00	\$135.00	∞
0256	Parramatta Town Hall - Heritage Meeting Room 1 (Commercial)		N	\$0.00	\$188.00	\$0.00	\$188.00	∞
0257	Parramatta Town Hall - Heritage Meeting Room 1 (Community)		N	\$0.00	\$113.00	\$0.00	\$113.00	∞
0249	Parramatta Town Hall - Heritage Meeting Room 2 (Commercial)		N	\$0.00	\$188.00	\$0.00	\$188.00	∞
0253	Parramatta Town Hall - Heritage Meeting Room 2 (Community)		N	\$0.00	\$113.00	\$0.00	\$113.00	∞
0265	Parramatta Town Hall - Main Hall & Southern Terrace (Commercial)		N	\$0.00	\$938.00	\$0.00	\$938.00	∞
0260	Parramatta Town Hall - Main Hall & Southern Terrace (Community)		N	\$0.00	\$563.00	\$0.00	\$563.00	∞
0261	Parramatta Town Hall - Main Hall & Southern Terrace (Election Rate)		N	\$0.00	\$625.00	\$0.00	\$625.00	∞
0252	Parramatta Town Hall - Main Hall (Commercial)		N	\$0.00	\$625.00	\$0.00	\$625.00	∞
0251	Parramatta Town Hall - Main Hall (Community)		N	\$0.00	\$375.00	\$0.00	\$375.00	∞
0250	Parramatta Town Hall - Southern Terrace (Commercial)		N	\$0.00	\$500.00	\$0.00	\$500.00	∞
0248	Parramatta Town Hall - Southern Terrace (Community)		N	\$0.00	\$300.00	\$0.00	\$300.00	∞
0259	PHIVE Ground Foyer - (Commercial)		Y	\$0.00	\$322.73	\$32.27	\$355.00	∞

continued on next page ...

Page 43 of 55

RefNo	Name	Pricing Policy Category	GST	Year 22/23	Year 23/24			Increase %
				Fee (incl. GST)	Fee (excl. GST)	GST	Fee (incl. GST)	

**WEEKEND/PUBLIC HOLIDAY RATES (HOURLY) (9AM TO 5PM)** [continued]

0258	PHIVE Ground Foyer - (Community)		Y	\$0.00	\$193.64	\$19.36	\$213.00	∞
0262	PHIVE Ground Foyer - (Unfunded Not for Profit)		Y	\$0.00	\$96.82	\$9.68	\$106.50	∞

**14.2.2.1.4 WEEKEND/PUBLIC HOLIDAY (DAILY RATE) (9AM TO 5PM)**

0273	Civic Reception - (Commercial)		Y	\$0.00	\$1,909.09	\$190.91	\$2,100.00	∞
0268	Civic Reception - (Community)		Y	\$0.00	\$1,145.45	\$114.55	\$1,260.00	∞
0271	Civic Reception - (Unfunded Not for Profit)		Y	\$0.00	\$572.73	\$57.27	\$630.00	∞
0269	Discovery Space - (Commercial)		Y	\$0.00	\$3,409.09	\$340.91	\$3,750.00	∞
0270	Discovery Space - (Community)		Y	\$0.00	\$2,045.45	\$204.55	\$2,250.00	∞
0267	Parramatta Town Hall - Main Hall Exhibition Rate (1-2 days) (Commercial - daily)		N	\$0.00	\$6,250.00	\$0.00	\$6,250.00	∞
0272	Parramatta Town Hall - Main Hall Exhibition Rate (1-2 days) (Community - daily)		N	\$0.00	\$3,750.00	\$0.00	\$3,750.00	∞

**14.2.2.1.5 PROGRAM, WORKSHOP, EXHIBITIONS, TOURS AND EVENT FEES**

0283	Community Tour Fees - 1 Hour		Y	\$0.00	\$204.55	\$20.45	\$225.00	∞
0281	Community Tour Fees - 2 Hours		Y	\$0.00	\$340.91	\$34.09	\$375.00	∞
0276	Corporate Tour Fees - 1 Hour		Y	\$0.00	\$272.73	\$27.27	\$300.00	∞
0288	Corporate Tour Fees - 2 Hours		Y	\$0.00	\$454.55	\$45.46	\$500.01	∞
0277	First Nations Cultural Tour: Adult (per person)		Y	\$0.00	\$18.18	\$1.82	\$20.00	∞
0275	First Nations Cultural Tour: Concession / Student Price (per person)		Y	\$0.00	\$16.36	\$1.64	\$18.00	∞
0284	First Nations Custodians - Education and Program Tour Fees: (20 Students up to 4 hours)		Y	\$0.00	\$409.09	\$40.91	\$450.00	∞

continued on next page ...

Page 44 of 55



RefNo	Name	Pricing Policy Category	GST	Year 22/23	Year 23/24			Increase %
				Fee (incl. GST)	Fee (excl. GST)	GST	Fee (incl. GST)	

## PROGRAM, WORKSHOP, EXHIBITIONS, TOURS AND EVENT FEES [continued]

0286	First Nations Custodians - Education and Program Tour Fees: (per additional student up to 2 hours)		Y	\$0.00	\$13.64	\$1.36	\$15.00	∞
0289	First Nations Custodians - Education and Program Tour Fees: (per additional student up to 4 hours)		Y	\$0.00	\$20.00	\$2.00	\$22.00	∞
0282	Heritage and Cultural Tours: Category A (Adult)		Y	\$0.00	\$18.18	\$1.82	\$20.00	∞
0280	Heritage and Cultural Tours: Category A (Concession / Student)		Y	\$0.00	\$16.36	\$1.64	\$18.00	∞
0274	Heritage and Cultural Tours: Category B (Adult)		Y	\$0.00	\$13.64	\$1.36	\$15.00	∞
0279	Heritage and Cultural Tours: Category B (Concession / Student)		Y	\$0.00	\$12.27	\$1.23	\$13.50	∞
0278	Host and Guide - Education and Program Tour Fees: (20 students up to 2 hours)		Y	\$0.00	\$181.82	\$18.18	\$200.00	∞
0285	Host and Guide - Education and Program Tour Fees: (20 students up to 4 hours)		Y	\$0.00	\$272.73	\$27.27	\$300.00	∞
0290	Host and Guide - Education and Program Tour Fees: (per additional student up to 2 hours)		Y	\$0.00	\$9.09	\$0.91	\$10.00	∞
0287	Host and Guide - Education and Program Tour Fees: (per additional student up to 4 hours)		Y	\$0.00	\$13.64	\$1.36	\$15.00	∞

## 14.2.2.1.6 PARRAMATTA TOWN HALL - CATERING COMMISSION

0296	Parramatta Town Hall Kitchen Commission - (100 - 149 guests)		N	\$0.00	\$1,260.00	\$0.00	\$1,260.00	∞
------	--	--	---	--------	------------	--------	------------	---

continued on next page ...

Page 45 of 55

RefNo	Name	Pricing Policy Category	GST	Year 22/23	Year 23/24			Increase %
				Fee (incl. GST)	Fee (excl. GST)	GST	Fee (incl. GST)	

#### PARRAMATTA TOWN HALL - CATERING COMMISSION [continued]

0292	Parramatta Town Hall Kitchen Commission - (150 - 199 guests)		N	\$0.00	\$1,470.00	\$0.00	\$1,470.00	∞
0291	Parramatta Town Hall Kitchen Commission - (200 - 249 guests)		N	\$0.00	\$1,680.00	\$0.00	\$1,680.00	∞
0294	Parramatta Town Hall Kitchen Commission - (250 - 300 guests)		N	\$0.00	\$1,890.00	\$0.00	\$1,890.00	∞
0295	Parramatta Town Hall Kitchen Commission - (300 - 349 guests)		N	\$0.00	\$2,100.00	\$0.00	\$2,100.00	∞
0293	Parramatta Town Hall Kitchen Commission - (fewer than 100 guests)		N	\$0.00	\$1,050.00	\$0.00	\$1,050.00	∞

## 14.3 TOILET ACCESSIBILITY

### 14.3.1 MASTER LOCKSMITH ACCESS KEY (MLAK)

Access to MLAK keys is restricted to people who have a disability, or who have written authority from:

A doctor

A disability organisation

Centre Management or the owner of a building with an MLAK-enabled facility on site

## 14.4 PARRAMATTA ARTISTS' STUDIOS

0297	Category H - per week		Y	\$0.00	\$13.64	\$1.36	\$15.00	∞
------	-----------------------	--	---	--------	---------	--------	---------	---

Fee Name	Parent Name	Page
----------	-------------	------

## Index of all Fees

### 1

1/2 day or less	[COMMERCIAL]	17
1/2 day or less	[NOT-FOR-PROFIT, LOW LEVEL RESOURCED OR SELF-FUNDED CHARITIES]	18
1/2 day or less	[NOT-FOR-PROFIT ORGANISATION, LOW LEVEL RESOURCED OR SELF FUNDED CHARITIES]	14
1/2 day or less	[NOT FOR PROFIT, LOW LEVEL RESOURCED OR SELF FUNDED CHARITIES ORGANISATION]	15
1/2 day or less	[COMMERCIAL]	14
1/2 day or less	[NOT-FOR-PROFIT, LOW LEVEL RESOURCED OR SELF-FUNDED CHARITIES]	17
1/2 day or less	[OUTDOOR MARKETS (FEES FOR MARKET ORGANISERS, PER TRADING DAY)]	17

### A

Activity Based Transport	[COMMUNITY CARE FEES FOR HOME CARE PACKAGES]	39
Additional fee - Priority issue (2 business days) of certificate (Not applicable for Unauthorised Works)	[UNAUTHORISED BUILDING INFORMATION CERTIFICATES]	11
Additional Function Package	[VENUE PACKAGE 1 (INCLUDES OUTDOOR OR FURNITURE OR EVENT PACKAGE)]	40
Administration fee (not related to Development Consent)	[USER PAY PARKING SIGNS (INCLUDING TEMPORARY BUS ZONES)]	25
Adult Fitness Only Membership. Weekly cost charged fortnightly.	[MEMBERSHIPS: FITNESS ONLY MEMBERSHIP]	30
Adult Swim Membership. Weekly cost debited fortnightly.	[MEMBERSHIPS: SWIM MEMBERSHIP]	29
All Other Drainage Related Development Assessments	[STORMWATER DESIGN CHECKING & APPROVALS]	25
Alteration to Suburb Boundary - Administrative Fee - Precinct and Non Precinct	[ROAD & PLACE NAMING]	9
Alteration to Suburb Boundary - Non Precinct - Public consultation/exhibition, advertising and gazettal	[ROAD & PLACE NAMING]	9
Alteration to Suburb Boundary - Precinct - Public consultation/exhibition, advertising and gazettal	[ROAD & PLACE NAMING]	9
Application Fee	[PORTABLE ADVERTISING]	18
Application Fee	[RETAIL TRADING IN PUBLIC FOOTPATHS AND SPACES]	18
Application Fee	[TEMPORARY ACCESS VIA PARK]	26
Application fee for Parramatta Square	[CITY EVENTS & CULTURAL HERITAGE PROGRAMS]	12
Assessment and/or approval of public open space and street tree plans and specifications for DA and VPA	[OPEN SPACE WORKS & STREET TREES]	26
Assessment and/or approval of public open space and street tree plans and specifications for DA and VPA	[OPEN SPACE WORKS & STREET TREES]	26

### B

Bronze Squad per month.	[SWIM SQUAD PROGRAMS]	31
-------------------------	-----------------------	----

### C

Cancellation Fee to apply if less than 7 days notice is given for a cancellation	[BOOKING CANCELLATION: ALL CANCELLATIONS MUST BE IN WRITING OR VIA THE ONLINE BOOKING SYSTEM - BOOKABLE]	33
Category H - per week	[PARRAMATTA ARTISTS' STUDIOS]	46
CBD Permit, each m2, per annum	[RETAIL TRADING IN PUBLIC FOOTPATHS AND SPACES]	18
Changes to parking restrictions within a local street for a length of less than 50m	[ASSESSMENT OF TRAFFIC FACILITY PLANS TO BE DELIVERED AS PART OF A CONDITION OF CONSENT THROUGH TRAFFIC COMMITTEE PROCESS (EXC. SUPPLY AND INSTALLATION)]	22
Child Swim Membership. Weekly cost debited fortnightly.	[MEMBERSHIPS: SWIM MEMBERSHIP]	29
City of Parramatta Council Staff Membership	[CORPORATE MEMBERSHIPS]	30
Civic Reception - (Commercial)	[WEEKEND/PUBLIC HOLIDAY RATES (HOURLY) (9AM TO 5PM)]	42
Civic Reception - (Commercial)	[WEEKDAY (DAILY RATE) (MONDAY – THURSDAY 9AM TO 8PM) (FRIDAY 9AM – 5PM) ]	42

continued on next page ...

Page 47 of 55

Fee Name	Parent Name	Page
<b>C</b> [continued]		
Civic Reception - (Commercial)	[WEEKDAY RATES (HOURLY) (MONDAY – THURSDAY 9AM - 8PM) (FRIDAY 9AM - 5PM) ]	40
Civic Reception - (Commercial)	[WEEKEND/PUBLIC HOLIDAY (DAILY RATE) (9AM TO 5PM)]	44
Civic Reception - (Community)	[WEEKDAY RATES (HOURLY) (MONDAY – THURSDAY 9AM - 8PM) (FRIDAY 9AM - 5PM) ]	41
Civic Reception - (Community)	[WEEKDAY (DAILY RATE) (MONDAY – THURSDAY 9AM TO 8PM) (FRIDAY 9AM - 5PM) ]	42
Civic Reception - (Community)	[WEEKEND/PUBLIC HOLIDAY (DAILY RATE) (9AM TO 5PM)]	44
Civic Reception - (Community)	[WEEKEND/PUBLIC HOLIDAY RATES (HOURLY) (9AM TO 5PM)]	43
Civic Reception - (Unfunded Not for Profit)	[WEEKEND/PUBLIC HOLIDAY RATES (HOURLY) (9AM TO 5PM)]	43
Civic Reception - (Unfunded Not for Profit)	[WEEKDAY RATES (HOURLY) (MONDAY – THURSDAY 9AM - 8PM) (FRIDAY 9AM - 5PM) ]	41
Civic Reception - (Unfunded Not for Profit)	[WEEKEND/PUBLIC HOLIDAY (DAILY RATE) (9AM TO 5PM)]	44
Civic Reception (Unfunded Not for Profit)	[WEEKDAY (DAILY RATE) (MONDAY – THURSDAY 9AM TO 8PM) (FRIDAY 9AM - 5PM) ]	42
Class 1 Buildings (exceeding 150m2)	[(1) FOR THE PURPOSES OF SECTION 149B (2) OF THE ACT, THE FEE FOR AN APPLICATION FOR A BUILDING CERTIFICATE IN RELATION TO A BUILDING IS]	10
Class 1 Buildings (not exceeding 150m2)	[(1) FOR THE PURPOSES OF SECTION 149B (2) OF THE ACT, THE FEE FOR AN APPLICATION FOR A BUILDING CERTIFICATE IN RELATION TO A BUILDING IS]	10
Class 10 Buildings	[(1) FOR THE PURPOSES OF SECTION 149B (2) OF THE ACT, THE FEE FOR AN APPLICATION FOR A BUILDING CERTIFICATE IN RELATION TO A BUILDING IS]	10
Class 2-9 Buildings (200-2,000m2)	[(1) FOR THE PURPOSES OF SECTION 149B (2) OF THE ACT, THE FEE FOR AN APPLICATION FOR A BUILDING CERTIFICATE IN RELATION TO A BUILDING IS]	10
Class 2-9 Buildings (greater than 2,000m2)	[(1) FOR THE PURPOSES OF SECTION 149B (2) OF THE ACT, THE FEE FOR AN APPLICATION FOR A BUILDING CERTIFICATE IN RELATION TO A BUILDING IS]	10
Class 2-9 Buildings (not exceeding 200m2)	[(1) FOR THE PURPOSES OF SECTION 149B (2) OF THE ACT, THE FEE FOR AN APPLICATION FOR A BUILDING CERTIFICATE IN RELATION TO A BUILDING IS]	10
Commercial trading, per hire, per occasion	[PARRAMATTA SQUARE (PSQ)]	16
Commercial trading, per hire, per occasion	[LGA-WIDE (EXCLUDING CENTENARY SQUARE AND PARRAMATTA SQUARE)]	16
Commercial trading, per hire, per occasion	[CENTENARY SQUARE (CSQ)]	16
Community Care Event Attendance	[COMMUNITY CARE EVENTS]	39
Community Tour Fees - 1 Hour	[PROGRAM, WORKSHOP, EXHIBITIONS, TOURS AND EVENT FEES]	44
Community Tour Fees - 2 Hours	[PROGRAM, WORKSHOP, EXHIBITIONS, TOURS AND EVENT FEES]	44
Concession 3 Month Swim Membership. Total cost.	[MEMBERSHIPS: SWIM MEMBERSHIP]	29
Concession 6 Month Swim Membership. Total cost.	[MEMBERSHIPS: SWIM MEMBERSHIP]	29
Concession Cost per lesson.	[SWIM SCHOOL PROGRAMS]	30
Concession Fitness Only Membership. Weekly cost charged fortnightly.	[MEMBERSHIPS: FITNESS ONLY MEMBERSHIP]	30
Concession Swim Membership. Weekly cost debited fortnightly.	[MEMBERSHIPS: SWIM MEMBERSHIP]	29
Cool Room - Maxi	[FEES FOR HIRE OR USE OF FACILITIES]	13
Cool Room - Mini	[FEES FOR HIRE OR USE OF FACILITIES]	13
Cool Room - Shared	[FEES FOR HIRE OR USE OF FACILITIES]	13
Copy of certificate	[UNAUTHORISED BUILDING INFORMATION CERTIFICATES]	11
Corporate Membership	[CORPORATE MEMBERSHIPS]	30
Corporate Tour Fees - 1 Hour	[PROGRAM, WORKSHOP, EXHIBITIONS, TOURS AND EVENT FEES]	44
Corporate Tour Fees - 2 Hours	[PROGRAM, WORKSHOP, EXHIBITIONS, TOURS AND EVENT FEES]	44
Cost of Works is greater than \$50,000,000 and less than \$100,000,000	[FEE FOR APPOINTMENT OF EXTERNAL CONSULTANTS RELATING TO QUANTITY SURVEY REPORTS]	21
Council reserve and/or street tree inspections	[COUNCIL RESERVE & STREET TREE BONDS]	26
<b>D</b>		
Damage deposit/bond	[TEMPORARY ACCESS VIA PARK]	27
Damage deposit/bond - Non Resident/Commercial/Corporate	[TEMPORARY ACCESS VIA PARK]	27
DCP Notification Fee (site specific)	[NOTIFICATION FEES]	19

continued on next page ...

Page 48 of 55

Fee Name	Parent Name	Page
<b>D</b> [continued]		
Detailed design review fee (inc. public domain, civil, structural, stormwater/drainage, easements and other land instruments). Charged for each set of documents / drawings (including each set of reissued documents)	[POST-EXECUTION]	21
Discovery Space - (Commercial)	[WEEKEND/PUBLIC HOLIDAY (DAILY RATE) (9AM TO 5PM)]	44
Discovery Space - (Commercial)	[WEEKDAY (DAILY RATE) (MONDAY – THURSDAY 9AM TO 8PM) (FRIDAY 9AM - 5PM) ]	42
Discovery Space - (Community)	[WEEKDAY (DAILY RATE) (MONDAY – THURSDAY 9AM TO 8PM) (FRIDAY 9AM - 5PM) ]	42
Discovery Space - (Community)	[WEEKEND/PUBLIC HOLIDAY (DAILY RATE) (9AM TO 5PM)]	44
Discovery Space - (Unfunded Not for Profit)	[WEEKDAY (DAILY RATE) (MONDAY – THURSDAY 9AM TO 8PM) (FRIDAY 9AM - 5PM) ]	42
Double Standard site (6 metres x 6 metres)	[CENTENARY SQUARE (CSQ)]	17
Double Standard site (6 metres x 6 metres)	[LGA-WIDE (EXCLUDING CENTENARY SQUARE AND PARRAMATTA SQUARE)]	17
Double Standard Site (6 metres x 6 metres)	[PARRAMATTA SQUARE (PSQ)]	16
<b>E</b>		
Each additional inspection if more than one is required before issue of Certificate (Class 1 & 10 buildings)	[UNAUTHORISED BUILDING INFORMATION CERTIFICATES]	11
Each additional inspection if more than one is required before issue of Certificate (Class 2 to 9 buildings)	[UNAUTHORISED BUILDING INFORMATION CERTIFICATES]	11
Eat Street - administration fee for umbrella submetering	[ALFRESCO DINING FEE]	7
Eat Street - electricity costs to umbrella submetering	[ALFRESCO DINING FEE]	7
Eat Street per sq metre per annum	[ALFRESCO DINING FEE]	7
Environmental Compliance Inspection Fee	[8. ENVIRONMENTAL / PROTECTION OF THE ENVIRONMENT OPERATIONS ACT]	35
Existing Council reserve and street tree refundable security bonds	[COUNCIL RESERVE & STREET TREE BONDS]	26
<b>F</b>		
Fee for a Certificate for Unauthorised Work to a Class 1 and Class 10 Building (Exceeding 150m2)	[UNAUTHORISED BUILDING INFORMATION CERTIFICATES]	10
Fee for a Certificate for Unauthorised Work to a Class 1 and Class 10 Building (not exceeding 150m2)	[UNAUTHORISED BUILDING INFORMATION CERTIFICATES]	10
Fee for a Certificate for Unauthorised Work to a Class 2-9 Building (200-2,000m2)	[UNAUTHORISED BUILDING INFORMATION CERTIFICATES]	11
Fee for a Certificate for Unauthorised Work to a Class 2-9 Building (greater than 2,000m2)	[UNAUTHORISED BUILDING INFORMATION CERTIFICATES]	11
Fee for a Certificate for Unauthorised Work to a Class 2-9 Building (not exceeding 200m2)	[UNAUTHORISED BUILDING INFORMATION CERTIFICATES]	11
Fee per hour, Commercial	[PARRAMATTA SQUARE (PSQ)]	15
Fee per hour, Commercial	[LGA-WIDE (EXCLUDING CENTENARY SQUARE AND PARRAMATTA SQUARE)]	15
Fee per hour, Commercial	[CENTENARY SQUARE (CSQ)]	15
Fee per hour, not-for-profit, low level resourced or self-funded charities	[LGA-WIDE (EXCLUDING CENTENARY SQUARE AND PARRAMATTA SQUARE)]	15
Fee per hour, not-for-profit, low level resourced or self-funded charities	[PARRAMATTA SQUARE (PSQ)]	15
Fee per hour, not-for-profit, low level resourced or self-funded charities	[CENTENARY SQUARE (CSQ)]	15
Final Handover Inspection & Review	[STORMWATER SITE INSPECTIONS & REVIEWS]	25
First Nations Cultural Tour: Adult (per person)	[PROGRAM, WORKSHOP, EXHIBITIONS, TOURS AND EVENT FEES]	44
First Nations Cultural Tour: Concession / Student Price (per person)	[PROGRAM, WORKSHOP, EXHIBITIONS, TOURS AND EVENT FEES]	44
First Nations Custodians - Education and Program Tour Fees: (20 Students up to 4 hours)	[PROGRAM, WORKSHOP, EXHIBITIONS, TOURS AND EVENT FEES]	44
First Nations Custodians - Education and Program Tour Fees: (per additional student up to 2 hours)	[PROGRAM, WORKSHOP, EXHIBITIONS, TOURS AND EVENT FEES]	45
First Nations Custodians - Education and Program Tour Fees: (per additional student up to 4 hours)	[PROGRAM, WORKSHOP, EXHIBITIONS, TOURS AND EVENT FEES]	45

continued on next page ...

Page 49 of 55



Fee Name	Parent Name	Page
<b>F</b> [continued]		
Fitness Scan and Assessment	[PERSONAL TRAINING AND ASSESSMENTS]	28
Flat Screen TV - Trolley	[COMMUNITY HUBS]	39
Free Christmas Parking for Christmas Eve (24 December only)	[EAT STREET CAR PARK TARIFFS]	8
Free Christmas Parking for Christmas Eve (24 December only)	[JUSTICE PRECINCT CAR PARK TARIFFS]	8
Fri-Sat Further Additional Performances	[ADDITIONAL PERFORMANCES]	37
Fri-Sat - Further Additional Performances	[ADDITIONAL PERFORMANCES]	36
Fri-Sat - Further Additional Performances	[ADDITIONAL PERFORMANCES]	37
Fri-Sat - Further Additional Performances	[ADDITIONAL PERFORMANCES]	38
Fri-Sat - Further Additional Performances	[ADDITIONAL PERFORMANCES]	37
Fri-Sat Further Additional Performances	[ADDITIONAL PERFORMANCES]	37
Full day event (entire use of CSQ) - Price per day	[COMMERCIAL]	18
Full day event (entire use of CSQ) - Price per day	[COMMERCIAL]	14
Full day event (entire use of CSQ) - Price per day	[NOT-FOR-PROFIT ORGANISATION, LOW LEVEL RESOURCED OR SELF FUNDED CHARITIES]	14
Full day event (entire use of CSQ) - Price per day	[NOT-FOR-PROFIT, LOW LEVEL RESOURCED OR SELF-FUNDED CHARITIES]	18
Full day event (entire use of PSQ) - price per day	[NOT FOR PROFIT, LOW LEVEL RESOURCED OR SELF FUNDED CHARITIES ORGANISATION]	15
Full day event (entire use of PSQ) - Price per day	[COMMERCIAL]	17
Full day event (entire use of PSQ) - Price per day	[NOT-FOR-PROFIT, LOW LEVEL RESOURCED OR SELF-FUNDED CHARITIES]	17
Full day event (entire use of PSQ) - Price per day	[COMMERCIAL]	15
Full day event (partial use of CSQ) - Price per day	[NOT-FOR-PROFIT, LOW LEVEL RESOURCED OR SELF-FUNDED CHARITIES]	18
Full day event (partial use of CSQ) - Price per day	[COMMERCIAL]	18
Full day event (partial use of CSQ) - Price per day	[NOT-FOR-PROFIT ORGANISATION, LOW LEVEL RESOURCED OR SELF FUNDED CHARITIES]	14
Full day event (partial use of CSQ) - Price per day	[COMMERCIAL]	14
Full day event (partial use of CSQ) - Price per day	[NOT-FOR-PROFIT, LOW LEVEL RESOURCED OR SELF-FUNDED CHARITIES]	17
Full day event (partial use of PSQ) - Price per day	[PARRAMATTA SQUARE (PSQ)]	17
Full dy event (partial use of PSQ) - price per day	[NOT FOR PROFIT, LOW LEVEL RESOURCED OR SELF FUNDED CHARITIES ORGANISATION]	15
<b>G</b>		
Gold Squad per month.	[SWIM SQUAD PROGRAMS]	31
<b>H</b>		
Heritage and Cultural Tours: Category A (Adult)	[PROGRAM, WORKSHOP, EXHIBITIONS, TOURS AND EVENT FEES]	45
Heritage and Cultural Tours: Category A (Concession / Student)	[PROGRAM, WORKSHOP, EXHIBITIONS, TOURS AND EVENT FEES]	45
Heritage and Cultural Tours: Category B (Adult)	[PROGRAM, WORKSHOP, EXHIBITIONS, TOURS AND EVENT FEES]	45
Heritage and Cultural Tours: Category B (Concession / Student)	[PROGRAM, WORKSHOP, EXHIBITIONS, TOURS AND EVENT FEES]	45
High Bar Tables	[COMMUNITY HUBS]	39
High Impact - Class 2 and above as per TfNSW Guide to Traffic and Transport Management for Special Events	[ASSESSMENT OF SPECIAL EVENT TRAFFIC MANAGEMENT PLAN (SETMP)]	23
High risk event	[LGA WIDE (EXCLUDING PARRAMATTA SQUARE AND CENTENARY SQUARE)]	18
Host and Guide - Education and Program Tour Fees: (20 students up to 2 hours)	[PROGRAM, WORKSHOP, EXHIBITIONS, TOURS AND EVENT FEES]	45
Host and Guide - Education and Program Tour Fees: (20 students up to 4 hours)	[PROGRAM, WORKSHOP, EXHIBITIONS, TOURS AND EVENT FEES]	45
Host and Guide - Education and Program Tour Fees: (per additional student up to 2 hours)	[PROGRAM, WORKSHOP, EXHIBITIONS, TOURS AND EVENT FEES]	45
Host and Guide - Education and Program Tour Fees: (per additional student up to 4 hours)	[PROGRAM, WORKSHOP, EXHIBITIONS, TOURS AND EVENT FEES]	45
Hot food site (3 metres x 3 metres)	[CENTENARY SQUARE (CSQ)]	17
Hot food site (3 metres x 3 metres)	[PARRAMATTA SQUARE (PSQ)]	16
Hot food site (3 metres x 3 metres)	[LGA-WIDE (EXCLUDING CENTENARY SQUARE AND PARRAMATTA SQUARE)]	17



Fee Name	Parent Name	Page
<b>I</b>		
Incorrect Annual Fire Safety Statement (per submission)	[ANNUAL FIRE SAFETY STATEMENTS – EP&A REG CL. 177(1)]	35
Inspection Fee	[TEMPORARY ACCESS VIA PARK]	26
Issue copy of flood model information	[STANDARD DRAWINGS & FLOOD DATA]	25
Issue copy of reports / flood studies	[STANDARD DRAWINGS & FLOOD DATA]	25
Issue copy of standard drawings / drainage map(s)	[STANDARD DRAWINGS & FLOOD DATA]	25
<b>K</b>		
Key Bond	[TEMPORARY ACCESS VIA PARK]	26
<b>L</b>		
Laptop Hire	[ADDITIONAL VENUE HIRE MISCELLANEOUS FEES]	40
Late Fee Temporary Food Application Fee	[4. TEMPORARY FOOD STALLS]	35
Lectern	[COMMUNITY HUBS]	39
Lennox Holding Room or LX Plot Rate	[RIVERSIDE THEATRE LEVEL 1]	36
Letter of offer – assessment (Level 1 & 2)	[PRE-EXECUTION]	20
Letter of offer – assessment (Level 3)	[PRE-EXECUTION]	20
Letter of offer – assessment (Level 4)	[PRE-EXECUTION]	20
Level 1 Preliminary	[DEVELOPMENT CONTROL PLAN/MASTERPLAN APPLICATIONS]	19
Level 4 Precinct LEP amendments with complexities such as detailed urban design/urban capability assessment or Assessment of Master Plan	[DEVELOPMENT CONTROL PLAN/MASTERPLAN APPLICATIONS]	19
Low Impact - Class 3 as per TfNSW Guide to Traffic and Transport Management for Special Events	[ASSESSMENT OF SPECIAL EVENT TRAFFIC MANAGEMENT PLAN (SETMP)]	23
Low risk event	[LGA WIDE (EXCLUDING PARRAMATTA SQUARE AND CENTENARY SQUARE)]	18
<b>M</b>		
Medium risk event	[LGA WIDE (EXCLUDING PARRAMATTA SQUARE AND CENTENARY SQUARE)]	18
Medium Risk Food Outlets/Food Van/Permanent Site/Mobile Vendor	[3. ROYAL EASTER SHOW]	35
Member entry to Sauna/Steam/Spa	[SAUNA/SPA/STEAM]	28
Monday to Friday, cost per hour, per staff member - Minimum charge 3 hours, minimum 2 staff members required at the discretion of the Manager, City Activation	[STAFF CHARGES APPLICABLE TO HIRERS OF THE PUBLIC DOMAIN]	13
Multiple Classes per week discount	[SWIM SCHOOL PROGRAMS]	30
<b>N</b>		
New Public Domain Tree Planting Inspections	[OPEN SPACE WORKS & STREET TREES]	26
Non-CBD Permit, each m2, per annum	[RETAIL TRADING IN PUBLIC FOOTPATHS AND SPACES]	18
Not-for-profit, low level resourced, or self-funded charity, per hire, per occasion	[LGA-WIDE (EXCLUDING CENTENARY SQUARE AND PARRAMATTA SQUARE)]	16
Not-for-profit, low level resourced, or self-funded charity, per hire, per occasion	[CENTENARY SQUARE (CSQ)]	16
Not-for-profit, low level resourced, or self-funded charity, per hire, per occasion	[PARRAMATTA SQUARE (PSQ)]	16
<b>O</b>		
One year permit	[PORTABLE ADVERTISING]	18
Open Space Works Inspections (Hold Point / Practical Completion / Handover)	[OPEN SPACE WORKS & STREET TREES]	26
Other public aquatic programs	[SWIM SCHOOL PROGRAMS]	30
Other public programs	[SWIM SQUAD PROGRAMS]	31
<b>P</b>		
Parking fees range from \$3.00 per hour to \$45.00 per day, per parking space (incl GST) Considering small alignment for market trend movements. Credit card surcharge fees will apply	[JUSTICE PRECINCT CAR PARK TARIFFS]	8

continued on next page ...

Page 51 of 55

Fee Name	Parent Name	Page
<b>P</b> [continued]		
Parking fees range from \$3.00 per hour to \$60.00 per day, per parking space (incl GST) Considering small alignment for market trend movements. Credit card surcharge fees will apply	[PARRAMATTA STATION CAR PARK TARIFFS]	9
Parking fees range from \$5.00 per hour to \$80.00 per day, per parking space (incl GST) Considering small alignment for market trend movements. Credit card surcharge fees will apply	[PHIVE CAR PARK TARIFFS]	9
Parramatta Town Hall - Charles Byrne Room (Commercial)	[WEEKDAY RATES (HOURLY) (MONDAY – THURSDAY 9AM - 8PM) (FRIDAY 9AM - 5PM) ]	41
Parramatta Town Hall - Charles Byrne Room (Commercial)	[WEEKEND/PUBLIC HOLIDAY RATES (HOURLY) (9AM TO 5PM)]	43
Parramatta Town Hall - Charles Byrne Room (Community)	[WEEKDAY RATES (HOURLY) (MONDAY – THURSDAY 9AM - 8PM) (FRIDAY 9AM - 5PM) ]	41
Parramatta Town Hall - Charles Byrne Room (Community)	[WEEKEND/PUBLIC HOLIDAY RATES (HOURLY) (9AM TO 5PM)]	43
Parramatta Town Hall - Exhibition Rate (15 days+) (price on application)	[WEEKDAY (DAILY RATE) (MONDAY – THURSDAY 9AM TO 8PM) (FRIDAY 9AM - 5PM) ]	42
Parramatta Town Hall - Filming and Photography	[COMMUNITY HUBS]	39
Parramatta Town Hall - Heritage Meeting Room 1 (Commercial)	[WEEKEND/PUBLIC HOLIDAY RATES (HOURLY) (9AM TO 5PM)]	43
Parramatta Town Hall - Heritage Meeting Room 1 (Commercial)	[WEEKDAY RATES (HOURLY) (MONDAY – THURSDAY 9AM - 8PM) (FRIDAY 9AM - 5PM) ]	41
Parramatta Town Hall - Heritage Meeting Room 1 (Community)	[WEEKEND/PUBLIC HOLIDAY RATES (HOURLY) (9AM TO 5PM)]	43
Parramatta Town Hall - Heritage Meeting Room 1 (Community)	[WEEKDAY RATES (HOURLY) (MONDAY – THURSDAY 9AM - 8PM) (FRIDAY 9AM - 5PM) ]	41
Parramatta Town Hall - Heritage Meeting Room 2 (Commercial)	[WEEKEND/PUBLIC HOLIDAY RATES (HOURLY) (9AM TO 5PM)]	43
Parramatta Town Hall - Heritage Meeting Room 2 (Commercial)	[WEEKDAY RATES (HOURLY) (MONDAY – THURSDAY 9AM - 8PM) (FRIDAY 9AM - 5PM) ]	41
Parramatta Town Hall - Heritage Meeting Room 2 (Community)	[WEEKEND/PUBLIC HOLIDAY RATES (HOURLY) (9AM TO 5PM)]	43
Parramatta Town Hall - Heritage Meeting Room 2 (Community)	[WEEKDAY RATES (HOURLY) (MONDAY – THURSDAY 9AM - 8PM) (FRIDAY 9AM - 5PM) ]	41
Parramatta Town Hall - Main Hall & Southern Terrace (Commercial)	[WEEKDAY RATES (HOURLY) (MONDAY – THURSDAY 9AM - 8PM) (FRIDAY 9AM - 5PM) ]	41
Parramatta Town Hall - Main Hall & Southern Terrace (Commercial)	[WEEKEND/PUBLIC HOLIDAY RATES (HOURLY) (9AM TO 5PM)]	43
Parramatta Town Hall - Main Hall & Southern Terrace (Community)	[WEEKDAY RATES (HOURLY) (MONDAY – THURSDAY 9AM - 8PM) (FRIDAY 9AM - 5PM) ]	41
Parramatta Town Hall - Main Hall & Southern Terrace (Community)	[WEEKEND/PUBLIC HOLIDAY RATES (HOURLY) (9AM TO 5PM)]	43
Parramatta Town Hall - Main Hall & Southern Terrace (Election Rate)	[WEEKDAY RATES (HOURLY) (MONDAY – THURSDAY 9AM - 8PM) (FRIDAY 9AM - 5PM) ]	41
Parramatta Town Hall - Main Hall & Southern Terrace (Election Rate)	[WEEKEND/PUBLIC HOLIDAY RATES (HOURLY) (9AM TO 5PM)]	43
Parramatta Town Hall - Main Hall (Commercial)	[WEEKEND/PUBLIC HOLIDAY RATES (HOURLY) (9AM TO 5PM)]	43
Parramatta Town Hall - Main Hall (Commercial)	[WEEKDAY RATES (HOURLY) (MONDAY – THURSDAY 9AM - 8PM) (FRIDAY 9AM - 5PM) ]	41
Parramatta Town Hall - Main Hall (Community)	[WEEKEND/PUBLIC HOLIDAY RATES (HOURLY) (9AM TO 5PM)]	43
Parramatta Town Hall - Main Hall (Community)	[WEEKDAY RATES (HOURLY) (MONDAY – THURSDAY 9AM - 8PM) (FRIDAY 9AM - 5PM) ]	41
Parramatta Town Hall - Main Hall Exhibition Rate (1-2 days) (Commercial - daily)	[WEEKEND/PUBLIC HOLIDAY (DAILY RATE) (9AM TO 5PM)]	44
Parramatta Town Hall - Main Hall Exhibition Rate (1-2 days) (Commercial - daily)	[WEEKDAY (DAILY RATE) (MONDAY – THURSDAY 9AM TO 8PM) (FRIDAY 9AM - 5PM) ]	42
Parramatta Town Hall - Main Hall Exhibition Rate (1-2 days) (Community - daily)	[WEEKDAY (DAILY RATE) (MONDAY – THURSDAY 9AM TO 8PM) (FRIDAY 9AM - 5PM) ]	42
Parramatta Town Hall - Main Hall Exhibition Rate (1-2 days) (Community - daily)	[WEEKEND/PUBLIC HOLIDAY (DAILY RATE) (9AM TO 5PM)]	44
Parramatta Town Hall - Southern Terrace (Commercial)	[WEEKDAY RATES (HOURLY) (MONDAY – THURSDAY 9AM - 8PM) (FRIDAY 9AM - 5PM) ]	41
Parramatta Town Hall - Southern Terrace (Commercial)	[WEEKEND/PUBLIC HOLIDAY RATES (HOURLY) (9AM TO 5PM)]	43
Parramatta Town Hall - Southern Terrace (Community)	[WEEKEND/PUBLIC HOLIDAY RATES (HOURLY) (9AM TO 5PM)]	43

continued on next page ...

Page 52 of 55

Fee Name	Parent Name	Page
<b>P</b> [continued]		
Parramatta Town Hall - Southern Terrace (Community)	[WEEKDAY RATES (HOURLY) (MONDAY – THURSDAY 9AM - 8PM) (FRIDAY 9AM - 5PM) ]	41
Parramatta Town Hall- Exhibition Rate (3-14 days) (Commercial - daily)	[WEEKDAY (DAILY RATE) (MONDAY – THURSDAY 9AM TO 8PM) (FRIDAY 9AM - 5PM) ]	42
Parramatta Town Hall- Exhibition Rate (3-14 days) (Community - daily)	[WEEKDAY (DAILY RATE) (MONDAY – THURSDAY 9AM TO 8PM) (FRIDAY 9AM - 5PM) ]	42
Parramatta Town Hall -Full day bump in/out (price on application)	[WEEKDAY (DAILY RATE) (MONDAY – THURSDAY 9AM TO 8PM) (FRIDAY 9AM - 5PM) ]	42
Parramatta Town Hall Kitchen Commission - (100 - 149 guests)	[PARRAMATTA TOWN HALL - CATERING COMMISSION]	45
Parramatta Town Hall Kitchen Commission - (150 - 199 guests)	[PARRAMATTA TOWN HALL - CATERING COMMISSION]	46
Parramatta Town Hall Kitchen Commission - (200 - 249 guests)	[PARRAMATTA TOWN HALL - CATERING COMMISSION]	46
Parramatta Town Hall Kitchen Commission - (250 - 300 guests)	[PARRAMATTA TOWN HALL - CATERING COMMISSION]	46
Parramatta Town Hall Kitchen Commission - (300 - 349 guests)	[PARRAMATTA TOWN HALL - CATERING COMMISSION]	46
Parramatta Town Hall Kitchen Commission - (fewer than 100 guests)	[PARRAMATTA TOWN HALL - CATERING COMMISSION]	46
Personal Training 1:1 - 1 hour session - 3 session pack	[PERSONAL TRAINING AND ASSESSMENTS]	28
Personal Training 1:1 - 30 minute session	[PERSONAL TRAINING AND ASSESSMENTS]	28
Personal Training 1:1 - 30 minute session - 10 session pack	[PERSONAL TRAINING AND ASSESSMENTS]	28
Personal Training 1:1 - 30 minute session - 3 session pack	[PERSONAL TRAINING AND ASSESSMENTS]	28
Personal Training Small Group (2 to 4) - 1 hour session per person	[PERSONAL TRAINING AND ASSESSMENTS]	28
Personal Training Small Group (2 to 4) - 1 hour session per person - 10 session pack	[PERSONAL TRAINING AND ASSESSMENTS]	28
Personal Training Small Group (2 to 4) - 30 minute session per person	[PERSONAL TRAINING AND ASSESSMENTS]	28
Personal Training Small Group (2 to 4) - 30 minute session per person - 10 session pack	[PERSONAL TRAINING AND ASSESSMENTS]	28
PHIVE Foyer - (Commercial)	[WEEKDAY RATES (HOURLY) (MONDAY – THURSDAY 9AM - 8PM) (FRIDAY 9AM - 5PM) ]	41
PHIVE Foyer - (Community)	[WEEKDAY RATES (HOURLY) (MONDAY – THURSDAY 9AM - 8PM) (FRIDAY 9AM - 5PM) ]	42
PHIVE Foyer - (Unfunded Not for Profit)	[WEEKDAY RATES (HOURLY) (MONDAY – THURSDAY 9AM - 8PM) (FRIDAY 9AM - 5PM) ]	42
PHIVE Ground Foyer - (Commercial)	[WEEKEND/PUBLIC HOLIDAY RATES (HOURLY) (9AM TO 5PM)]	43
PHIVE Ground Foyer - (Community)	[WEEKEND/PUBLIC HOLIDAY RATES (HOURLY) (9AM TO 5PM)]	44
PHIVE Ground Foyer - (Unfunded Not for Profit)	[WEEKEND/PUBLIC HOLIDAY RATES (HOURLY) (9AM TO 5PM)]	44
Planning Proposal - Reclassification of Land *Public hearing will be an additional fee	[CITY PLANNING]	19
Planning Proposal Public Notification - Level 1 & 2	[NOTIFICATION FEES]	20
Planning Proposal Public Notification - Level 3 & 4	[NOTIFICATION FEES]	20
Portable PA System	[COMMUNITY HUBS]	39
Post-execution Council officer inspections (up to final review and sign-off at practical completion and end of defects liability period). Charged per inspection, per Council service area required to attend.	[POST-EXECUTION]	21
Private Swimming Lesson	[SWIM SQUAD PROGRAMS]	31
Public Hearing	[NOTIFICATION FEES]	20
Public holiday, cost per hour, per staff member - Minimum charge 3 hours, minimum 2 staff members required at the discretion of the Manager, City Activation	[STAFF CHARGES APPLICABLE TO HIRERS OF THE PUBLIC DOMAIN]	14
Public Transport and Active Transport Incentive	[FULL MEMBERSHIP]	29
Public Transport and Active Transport Incentive	[MEMBERSHIPS: FITNESS ONLY MEMBERSHIP]	30
Public Transport and Active Transport Incentive	[MEMBERSHIPS: SWIM MEMBERSHIP]	29

Fee Name	Parent Name	Page
<b>R</b>		
Range from \$3.00 per hour to \$70.00 per day, per parking space (incl GST) Considering small alignment for market trend movements. Credit card surcharge fees will apply	[EAT STREET CAR PARK TARIFFS]	8
Refundable bond to ensure compliance with rules and guidelines	[PARRAMATTA SQUARE (PSQ)]	15
Refundable bond to ensure compliance with rules and guidelines	[CENTENARY SQUARE (CSQ)]	15
Refundable bond to ensure compliance with rules and guidelines	[LGA-WIDE (EXCLUDING CENTENARY SQUARE AND PARRAMATTA SQUARE)]	16
Registration, variation, and removal of Planning Agreement and associated documents from property title (covenants, other land instruments, caveats)	[PRE-EXECUTION]	20
Regulated EV charging space monitoring and administration fee (excludes sign installation/ maintenance and any lease/license agreements)	[ELECTRIC VEHICLE CHARGING INFRASTRUCTURE ON COUNCIL ROADS]	25
Renaming of Roads - Administrative Fee (per road)	[ROAD & PLACE NAMING]	9
Renaming of Roads - Public consultation/exhibition, advertising and gazettal	[ROAD & PLACE NAMING]	10
Replacement membership cards. Per card.	[MEMBERSHIPS]	29
<b>S</b>		
Saturday to Sunday, cost per hour, per staff member - Minimum charge 3 hours, minimum 2 staff members required at the discretion of the Manager, City Activation	[STAFF CHARGES APPLICABLE TO HIRERS OF THE PUBLIC DOMAIN]	14
School Group Entry per person	[OTHER ENTRY FEES – POOLS]	28
School Group Entry per person	[SCHOOL GROUPS AND PROGRAMS - EPPING AQUATIC CENTRE]	27
Silver Squad per month.	[SWIM SQUAD PROGRAMS]	31
Site Stormwater drainage connections	[STORMWATER DESIGN CHECKING & APPROVALS]	25
Stage Hire - Large	[COMMUNITY HUBS]	39
Stage Hire - Small	[COMMUNITY HUBS]	39
Standard site (3 metres x 3 metres)	[LGA-WIDE (EXCLUDING CENTENARY SQUARE AND PARRAMATTA SQUARE)]	17
Standard site (3 metres x 3 metres)	[CENTENARY SQUARE (CSQ)]	17
Standard Site (3 metres x 3 metres)	[PARRAMATTA SQUARE (PSQ)]	16
Sun- Thur First Additional Performance	[RIVERSIDE THEATRE LEVEL 1]	36
Sun- Thur Further additional Performances	[ADDITIONAL PERFORMANCES]	37
Sun-Thu - Further Additional Performances	[ADDITIONAL PERFORMANCES]	37
Sun-Thu - Further Additional Performances	[ADDITIONAL PERFORMANCES]	36
Sun-Thu - Further Additional Performances	[ADDITIONAL PERFORMANCES]	37
Sun-Thu - Further Additional Performances	[ADDITIONAL PERFORMANCES]	38
Sun-Thu Further Additional Performances	[ADDITIONAL PERFORMANCES]	37
<b>T</b>		
Tablecloths	[COMMUNITY HUBS]	39
Tablets	[ADDITIONAL VENUE HIRE MISCELLANEOUS FEES]	40
Tea and Coffee (per person - all day service)	[COMMUNITY HUBS]	39
Tea and Coffee (per person)	[COMMUNITY HUBS]	39
Temporary Food Application Fee (per application)	[4. TEMPORARY FOOD STALLS]	35
Traffic Facilities in accordance within Schedule 4(4) of the Delegations to Council	[ASSESSMENT OF TRAFFIC FACILITY PLANS TO BE DELIVERED AS PART OF A CONDITION OF CONSENT THROUGH TRAFFIC COMMITTEE PROCESS (EXC. SUPPLY AND INSTALLATION)]	22
Traffic Facilities other than those within Schedule 4(4) of the Delegations to Council and/or changes to parking restrictions and/or linemarking greater than 50m which do not require advertisement within a local newspaper	[ASSESSMENT OF TRAFFIC FACILITY PLANS TO BE DELIVERED AS PART OF A CONDITION OF CONSENT THROUGH TRAFFIC COMMITTEE PROCESS (EXC. SUPPLY AND INSTALLATION)]	23
Transition from Learn To Swim	[SWIM SQUAD PROGRAMS]	31
<b>V</b>		
Valuation Fee	[LAND ANNUAL OCCUPATION CHARGE]	7
Video Conferencing - Trolley	[COMMUNITY HUBS]	39
VPA Advertising	[PRE-EXECUTION]	20
VPA Notice of Intent / Administration Fee	[PRE-EXECUTION]	20

continued on next page ...

Page 54 of 55



Fee Name	Parent Name	Page
<b>V</b> [continued]		
VPA Re-Advertising	[PRE-EXECUTION]	20
<b>W</b>		
Wireless Microphone - Handheld	[COMMUNITY HUBS]	39
Wireless Microphone - Headset	[COMMUNITY HUBS]	39
<b>Other</b>		
* All other areas	[DAILY ADMINISTRATION AND MONITORING FEE FOR OCCUPYING ROAD AND/OR FOOTPATH]	24
* All other areas	[DAILY FEE PER METRE LENGTH OF EACH SUBSEQUENT ROAD LANES OCCUPIED (IN ADDITION TO OTHER RELEVANT FEES)]	24
* CBD	[DAILY FEE PER METRE LENGTH OF EACH SUBSEQUENT ROAD LANES OCCUPIED (IN ADDITION TO OTHER RELEVANT FEES)]	24
* CBD	[DAILY ADMINISTRATION AND MONITORING FEE FOR OCCUPYING ROAD AND/OR FOOTPATH]	24
* High Density and/or Town Centre areas within North Parramatta, South Parramatta & Epping + Granville, Carlingford & Westmead	[DAILY ADMINISTRATION AND MONITORING FEE FOR OCCUPYING ROAD AND/OR FOOTPATH]	24
* High Density and/or Town Centre areas within North Parramatta, South Parramatta, Epping, Granville, Carlingford & Westmead	[ASSESSMENT OF CONSTRUCTION TRAFFIC MANAGEMENT PLAN (CTMP) BY COUNCIL AS PER DA CONDITION]	23
* High Density and/or Town Centre areas within North Parramatta, South Parramatta, Epping, Granville, Carlingford & Westmead	[DAILY FEE PER METRE LENGTH OF EACH SUBSEQUENT ROAD LANES OCCUPIED (IN ADDITION TO OTHER RELEVANT FEES)]	24
* Per metre length all other areas (not applied if also occupying a road lane)	[DAILY FEE FOR FULL FOOTPATH OR FULL NATURESTRIP CLOSURES (IN ADDITION TO OTHER RELEVANT FEES)]	24
* Per metre length of full footpath closure in High Density and/or Town Centre areas within North Parramatta, South Parramatta, Epping, Granville, Carlingford & Westmead	[DAILY FEE FOR FULL FOOTPATH OR FULL NATURESTRIP CLOSURES (IN ADDITION TO OTHER RELEVANT FEES)]	24
* Per metre length of full footpath closure in the CBD	[DAILY FEE FOR FULL FOOTPATH OR FULL NATURESTRIP CLOSURES (IN ADDITION TO OTHER RELEVANT FEES)]	24
* All other areas	[ASSESSMENT OF CONSTRUCTION TRAFFIC MANAGEMENT PLAN (CTMP) BY COUNCIL AS PER DA CONDITION]	23
* CBD	[ASSESSMENT OF CONSTRUCTION TRAFFIC MANAGEMENT PLAN (CTMP) BY COUNCIL AS PER DA CONDITION]	23

## LONG TERM FINANCIAL PLAN FY2023/24- FY2032/33

### Objective

The objective of the Long-Term Financial Plan (LTFP) is to express in financial terms the activities Council proposes to undertake over the short, medium, and long term, provide a sound basis for strategic decision making and a framework that guides the future strategies and actions of Council.

Specific objectives of the plan are to:

- Reflect the financial position based on the current service levels
- Provide a financial plan that can predict cost and predict future outcomes
- Reflect the impact of current service levels on our financial sustainability
- Provide some scenario analysis and their impact on our financial sustainability
- Guide our future operational plan and Council ability to invest in new services

This LTFP aligns with the policy of Council to remain financially sustainable and to renew infrastructure based on Council's Asset Management Plan. Council renewal will be planned based on overall condition, asset characteristics and service criticality.

The LTFP addresses funding issues, increased maintenance costs, increased depreciation from fair value revaluations, contributions to new assets along with developer contributions and any major upgrades of facilities.

### 1. Financial Sustainability

This section will cover areas that impact Council's financial sustainability.

Financial Sustainability is a key challenge facing local government due to several contributing factors including increased demand for services beyond those traditionally provided, cost shifting from other levels of government, ageing infrastructure and constraints on revenue growth.

The LTFP is a forecast for future years based on the information available at the time. This plan may be updated as an internal document as information changes occur.

This document is important in forecasting the net working funds (unrestricted cash) to ensure it remains positive and has a buffer sufficient to fund a large organisation and manage unforeseen risks and events. Also, to predict if Council needs to increase Rates above IPART rate peg to sustain all services.

### 2. Growth

Over the 10 years plan the population is predicted to increase from 286,007 to 374,962 being an average increase of 3.08% per annum. The impact of population expansion is that Council will be affected due to increase demand for additional services and extension to the existing services such as:

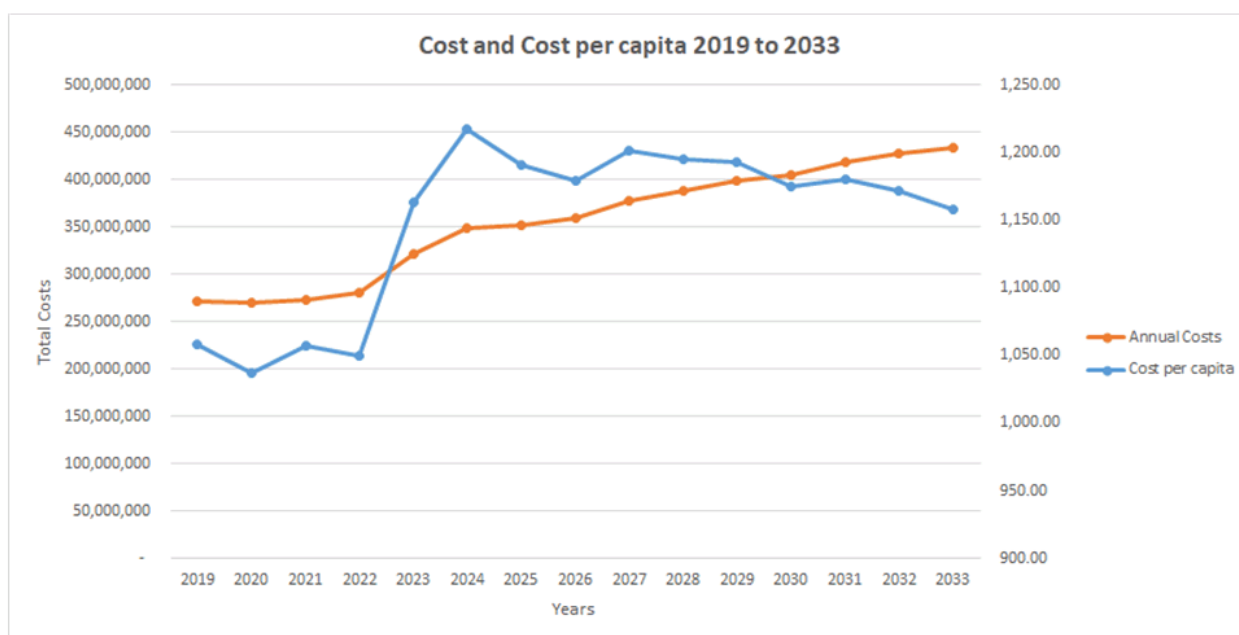
- Cleaning and waste removal
- Footpath, Roads, Stormwater assets construction and renewal
- Recreational Facilities



- Community Centres
- Open space and Sporting complexes
- Aquatic Centres
- Public Domain Upgrades
- Art and Culture Facilities
- Libraries
- Events and Festivals

The provision of the new services often requires initial significant capital spending. The capital needs are mainly being met by developers' contributions and grants, but the operational costs to service these facilities will need to be funded from council operating revenues.

Addressing these factors, the council costs trends are below in the graph. As such we are maintaining a cost trend line that is decreasing in real terms per capita. There is a steep fluctuation in the depreciation amount from the fourth financial year of budget and LTFP, this is mainly due to anticipated completion of WestInvest projects by the end of FY2026/27. The total costs include all operating expenses from the continuing operations, such as employee costs, materials, and services, borrowing costs, depreciation, amortisation, and other expenses.



### 3. Infrastructure Renewals, Backlog and Asset Optimisation

The issue of the condition of Infrastructure in local government has been identified as a major priority.

A measure of condition is the amount of infrastructure backlog which occurs due to a shortfall in infrastructure renewal as assets depreciate.

Council approach to asset conditions management is as follows:

- Asset management plans prioritise renewal based on condition and are linked to the LTFP.
- Council seeks to have a fully funded capital program, where the source of funding is identified and secured for both capital renewal and new capital works.
- Council aims to maintain its asset base, by renewing ageing infrastructure and by ensuring working capital is set aside for those works.

#### 4. Financial Assumptions

##### 4.1 Economic Indicators.

Below is information on macro-economic factors informing assumptions in the LTFP.

	2023-24	2024-25	2025-26	2026-27	2027-28	2028-29	2029-30	2030-2031	2031-2032	2032-2033
	Forecast ID									
CPI	5.00%	4.00%	4.00%	4.00%	4.00%	4.00%	4.00%	4.00%	4.00%	4.00%
Dwelling Growth	116,253	119,494	122,735	127,334	131,934	136,533	141,133	145,732	151,707	157,927
Dwelling Growth %	2.87%	2.79%	2.71%	3.75%	3.61%	3.49%	3.37%	3.26%	4.10%	4.10%
Population Change	286,007	295,280	304,552	314,487	324,421	334,356	344,290	354,225	364,446	374,962
Population Change %	3.35%	3.24%	3.14%	3.26%	6.52%	3.06%	2.97%	2.89%	2.89%	2.89%

The growth assumptions of the LGA are from forecast.ID. The Dwellings growth and population growth are key drivers to increase Rates Income and Services. The developers' contributions are planned to provide new assets including Parks, Community centres, pools, and redevelopment of town centres.

This LTFP has balanced the increases in rates income with the increase in cost to service the new facilities and assets.

##### 4.2 Revenue Assumptions

The following outlines Council assumptions for Revenue with a commentary to explain the assumptions.

###### 4.2.1 Rates and Special Rate Income

For the financial year 2023/24 Council has applied the IPART rate peg methodology for calculating rate increases. IPART's rate peg formula is below:

$$\text{Rate peg} = \text{change in LGCI} - \text{productivity factor} + \text{other adjustments} + \text{population factor}$$

The components of the rate peg for FY2023/24 are made up of:

- The change in the local government cost index to June 2022 of 3.5%.
- A productivity factor of 0.0% because the ABS indices used for the LGCI incorporate improvements in labour and capital productivity.
- An adjustment of 0.2% for the increase in superannuation guarantee payments from 9.5% in 2020-21 to 10.0% in 2021-22.
- A population factor for each council (net of any supplementary valuations percentage or zero).

The Local Government Index for FY2023/24 for the City of Parramatta was set as 3.7% by IPART. Compared to the last 12 months avg CPI inflation of 6.8%, the initial rate peg seems to be on the lower side, however council is going to undertake cost efficiency measures to deliver projects and manage services within the IPART approved rate peg.

	2023-24	2024-25	2025-26	2026-27	2027-28	2028-29	2029-30	2030-2031	2031-2032	2032-2033
<b>Rates</b>	<b>Rates</b>									
Rate Cap	3.70%	3.00%	3.00%	3.00%	3.00%	3.00%	3.00%	3.00%	3.00%	3.00%
<b>Ordinary rates</b>	<b>3.70%</b>	<b>3.00%</b>	<b>3.00%</b>	<b>3.00%</b>	<b>3.00%</b>	<b>3.00%</b>	<b>3.00%</b>	<b>3.00%</b>	<b>3.00%</b>	<b>3.00%</b>

#### 4.2.2 Annual Charges

The fees are mainly related to Domestic Waste Management charges.

The Local Government Act 1993 (Act) requires that Domestic Waste Management Charges must reflect the actual cost of providing those services. S 504(3) of Act stipulates charges cannot exceed the reasonable costs to the council providing the service. The average annual increase in Domestic Waste Management Charges over the 10-year period of the plan is 4% mainly due to population growth.

	2023-24	2024-25	2025-26	2026-27	2027-28	2028-29	2029-30	2030-2031	2031-2032	2032-2033
<b>Domestic Waste Management Charges</b>	<b>Domestic Waste Management Charges</b>									
Rate Cap	3.70%	4.00%	4.00%	4.00%	4.00%	4.00%	4.00%	4.00%	4.00%	4.00%
<b>Annual Charges</b>	<b>3.70%</b>	<b>4.00%</b>	<b>4.00%</b>	<b>4.00%</b>	<b>4.00%</b>	<b>4.00%</b>	<b>4.00%</b>	<b>4.00%</b>	<b>4.00%</b>	<b>4.00%</b>

#### 4.2.3 User Fees and Charges

The LTFP assumes that Statutory Fees and Charges will increase by CPI but will also change because of increased volume and the value of construction costs. Discretionary Fees and Charges are assumed to increase by 5% in FY2023/24 and then by 4% on average in the outer years across the board.

	2023-24	2024-25	2025-26	2026-27	2027-28	2028-29	2029-30	2030-2031	2031-2032	2032-2033
<b>User Fee and Charges - statutory</b>	<b>User Fee and Charges - statutory</b>									
CPI	5.00%	4.00%	4.00%	4.00%	4.00%	4.00%	4.00%	4.00%	4.00%	4.00%
<b>User Fees</b>	<b>5.00%</b>	<b>4.00%</b>	<b>4.00%</b>	<b>4.00%</b>	<b>4.00%</b>	<b>4.00%</b>	<b>4.00%</b>	<b>4.00%</b>	<b>4.00%</b>	<b>4.00%</b>

	2023-24	2024-25	2025-26	2026-27	2027-28	2028-29	2029-30	2030-2031	2031-2032	2032-2033
<b>User Fee and Charges - discretionary</b>	<b>User Fee and Charges - discretionary</b>									
CPI	5.00%	4.00%	4.00%	4.00%	4.00%	4.00%	4.00%	4.00%	4.00%	4.00%
<b>User Fees</b>	<b>5.00%</b>	<b>4.00%</b>	<b>4.00%</b>	<b>4.00%</b>	<b>4.00%</b>	<b>4.00%</b>	<b>4.00%</b>	<b>4.00%</b>	<b>4.00%</b>	<b>4.00%</b>

The calculation of User Fees and Charges may be affected by the strategic review of pricing methods, particularly for the new facilities, with a goal to ensure all charges align to the cost of delivering the service and the community subsidy policy. All Fees and Charges are designed to be fair and affordable and not pass on any unnecessary burden to residents.

#### 4.2.4 Interest and Investment

The current assumptions are based on the advice provided by independent advisers Imperium Markets and set below for each type of financial investment held by the Council, which assumes the weighted average return on these investments of 3.3%. There is an uptick expected due to rebound in domestic, global shares and fixed bonds. Long-dated deposits were locked in before the RBA's rate cuts as well as the FRNs locked in at attractive margins.

Type	Projected rate
Cash	3.75%
CFS Global	4.00%
NSW Treasury Corporation (long-term)	5.00%
TDs	3.25%
FRNs	4.50%
Bonds	1.07%

#### 4.2.5 Operating Grants and Contributions

Councils operating grants consist of the Federal Assistance Grants - 45%, RMS grants - 5%, Roads to Recovery grant - 6%, Roads restoration contributions - 5%, Library - 3% and other grants and contributions. All grants received are subject to indexation, and the Council have assumed all grants will continue.

	2023-24	2024-25	2025-26	2026-27	2027-28	2028-29	2029-30	2030-2031	2031-2032	2032-2033
	<b>Operating Grants and Contributions</b>									
CPI	2.50%	2.50%	2.50%	2.50%	2.50%	2.50%	2.50%	2.50%	2.50%	2.50%
<b>Operating Grants &amp; Contributions</b>	<b>2.50%</b>	<b>2.50%</b>	<b>2.50%</b>	<b>2.50%</b>	<b>2.50%</b>	<b>2.50%</b>	<b>2.50%</b>	<b>2.50%</b>	<b>2.50%</b>	<b>2.50%</b>

#### 4.2.6 Capital Grants and Contributions

Council capital grants consists of capital grants received from State and federal Government and s7.11 and s7.12 Developer Contributions. The council has been successful in securing \$199m of grants from WestInvest. We rely upon the previous year's collection and add CPI to generate the Income. This is low risk to our financial position as this income is excluded from profit and are restricted categories within our net working capital.

	2023-24	2024-25	2025-26	2026-27	2027-28	2028-29	2029-30	2030-2031	2031-2032	2032-2033
	<b>Capital Grants and Contributions</b>									
Capital grants and contributions	60,626	125,346	94,867	91,247	26,886	26,709	26,739	26,769	26,800	26,833
<b>Capital grants and contributions</b>	<b>60,626</b>	<b>125,346</b>	<b>94,867</b>	<b>91,247</b>	<b>26,886</b>	<b>26,709</b>	<b>26,739</b>	<b>26,769</b>	<b>26,800</b>	<b>26,833</b>

#### 4.2.7 Other Revenues

Council's Other Revenue will increase due to income normalisation from Paid Parking, 5/7 PS facility operation, Riverside theatre, Social and Cultural Services, in addition to increases from CPI.

	2023-24	2024-25	2025-26	2026-27	2027-28	2028-29	2029-30	2030-2031	2031-2032	2032-2033
	<b>Other revenue</b>									
CPI	5.00%	4.00%	4.00%	4.00%	4.00%	4.00%	4.00%	4.00%	4.00%	4.00%
<b>Other revenue</b>	<b>5.00%</b>	<b>4.00%</b>	<b>4.00%</b>	<b>4.00%</b>	<b>4.00%</b>	<b>4.00%</b>	<b>4.00%</b>	<b>4.00%</b>	<b>4.00%</b>	<b>4.00%</b>

#### 4.3 Expense Assumptions

The following outlines Council assumptions for Expenses with a commentary to explain the assumptions.

##### 4.3.1 Wages and Salary

The Local government award is currently being finalised by the relevant govt authorities and union, with early indication of EBA being in the range of 4% to 6%. Considering the ongoing CPI hovering around 6%-7%, the council has taken an average EBA of 5% for FY2023/24 and 4% thereafter for the outer years.

Following were the other factors taken into considerations:

- Aligned to the latest Organisational structure and annual award movements.
- Skills steps are reward for achieving higher skills.
- Superannuation Contribution starts at 11.0% and then increases based on current Federal Budget guidelines.
- Superannuation for Councillors started from FY22-23.
- New Service growth relates to cost for increasing head count to operate PHIVE and Parramatta Aquatic Centre, as part of large-scale expansion of community assets.



Below is a calculation of assumptions for Salaries and Wages.

	2023-24	2024-25	2025-26	2026-27	2027-28	2028-29	2029-30	2030-2031	2031-2032	2032-2033
	<b>Employee benefits and on-costs</b>									
LG Award (Estimates)	5.00%	4.00%	4.00%	4.00%	4.00%	4.00%	4.00%	4.00%	4.00%	4.00%
FG bill -Super increase	0.50%	0.50%	0.50%	0.50%						
Other on-costs	0.50%	0.50%	0.50%	0.50%	0.50%	0.50%	0.50%	0.50%	0.50%	0.50%
<b>Employee benefits and on-costs</b>	<b>6.00%</b>	<b>5.00%</b>	<b>5.00%</b>	<b>5.00%</b>	<b>4.50%</b>	<b>4.50%</b>	<b>4.50%</b>	<b>4.50%</b>	<b>4.50%</b>	<b>4.50%</b>

#### 4.3.2 Borrowing Costs

The Council's interest expense on the existing loans declines with the full repayment of loans in 2025. The interest calculated per the repayment schedule is included in the Income Statement for the years from 2022/23 to 2024/25

#### 4.3.3 Material and Contracts and Other expenses

The increase in materials and contracts and other expenses for the additional costs of opening Parramatta Aquatic Centre are offset by the completion of other programs undertaken by Council. Future year increases are set at the CPI level with the adjustment for LG premium and population increase.

	2023-24	2024-25	2025-26	2026-27	2027-28	2028-29	2029-30	2030-2031	2031-2032	2032-2033
	<b>Material and Contracts and Other expenses</b>									
CPI	5.00%	3.00%	3.00%	3.00%	3.00%	3.00%	3.00%	3.00%	3.00%	3.00%
Local Gov Cost premuim	0.50%	0.50%	0.50%	0.50%	0.50%	0.50%	0.50%	0.50%	0.50%	0.50%
Population increase * 20%	0.67%	0.65%	0.63%	0.65%	1.30%	0.61%	0.59%	0.58%	0.58%	0.58%
<b>Contract Costs</b>	<b>6.17%</b>	<b>4.15%</b>	<b>4.13%</b>	<b>4.15%</b>	<b>4.80%</b>	<b>4.11%</b>	<b>4.09%</b>	<b>4.08%</b>	<b>4.08%</b>	<b>4.08%</b>

### 5. LTFP scenarios and relationship between LTFP and Asset Management Strategy

The LTFP responds to and informs the management of assets and other resources. City of Parramatta Council has a portfolio of infrastructure assets with a written down value of \$2.2 billion (\$2.9 billion gross carrying value). Council's current combined infrastructure backlog is estimated to be \$15.8 million or at a backlog ratio of 0.7%, which is considered to be below the industry benchmark of 2%. This has been revised down significantly from previous years largely due to the condition audits of Council's Stormwater assets conducted in 2019/20. In previous years, Council's stormwater assets contained a significant number of condition 5 assets.

The growth forecast highlights the need for additional infrastructure assets and for existing assets to be managed differently to accommodate the additional demand. Council will continue to work to identify stakeholder needs and expectations. In consideration of stakeholder expectations, the Integrated Planning and Reporting cycle provides an opportunity for community, stakeholder, Councillors and internal staff consultation to occur. The Asset Management Strategy discusses both the community engagement undertaken to date and what we have planned for the future.

The LTFP financial statements have been based on one general scenario outlined in the Asset Management Strategy. The scenario includes four sub scenarios, a), b), c), and d), which maintain the same Asset Management Plan but include different rates income assumptions This scenario results in an overall deterioration of the average asset portfolio.

## Summary

Adoption of scenarios 1b, 1c and 1d will lead to an operating deficit in the first six years of the LTFP. Under all these three scenarios, Council will need to find an additional source of revenue to maintain assets at the required condition or maintain assets delivered under the new Development plans. The deficit is substantial under these scenarios and these scenarios are not financially sustainable for Council to undertake.

Scenarios 1a will provide sufficient funds to maintain the level of service driven by the existing budget and assume that IPART approved rate peg of 3.7% is also approved by the Council.

By focusing on critical areas and setting improvement targets for each of them over the period of the Resourcing Strategy and Delivery Program, Council aims to improve the financial health of the organization to a desirable level that can be sustained in the long term.



APPENDIX 1a - Continue to provide the level of service driven by existing budget allocation – the current balanced Asset Management Plan, along with Rate Peg of 3.7% as approved by IPART.

Income Statement										
Year	BASE YEAR 2023/24 LTFP \$'000	3Y PLAN 2024/25 LTFP \$'000	3Y PLAN 2025/26 LTFP \$'000	LTFP 2026/27 LTFP \$'000	LTFP 2027/28 LTFP \$'000	LTFP 2028/29 LTFP \$'000	LTFP 2029/30 LTFP \$'000	LTFP 2030/31 LTFP \$'000	LTFP 2031/32 LTFP \$'000	LTFP 2032/33 LTFP \$'000
<b>Revenue from continuing operations</b>										
Ordinary Rates	170,920	175,476	180,785	186,254	191,888	197,692	203,670	209,828	216,172	222,707
Additional Special Variation (ASV)	0	0	0	0	0	0	0	0	0	0
Special Rates	0	0	0	0	0	0	0	0	0	0
<b>Rates</b>	<b>170,920</b>	<b>175,476</b>	<b>180,785</b>	<b>186,254</b>	<b>191,888</b>	<b>197,692</b>	<b>203,670</b>	<b>209,828</b>	<b>216,172</b>	<b>222,707</b>
Annual Charges	49,693	51,654	53,693	55,812	58,016	60,306	62,687	65,163	67,736	70,412
<b>Rates and Annual Charges</b>	<b>220,614</b>	<b>227,130</b>	<b>234,478</b>	<b>242,067</b>	<b>249,904</b>	<b>257,998</b>	<b>266,357</b>	<b>274,991</b>	<b>283,909</b>	<b>293,119</b>
User charges and fees	42,962	45,899	48,811	50,777	52,823	54,951	57,164	59,467	61,863	64,355
Interest and investment revenue	19,910	20,394	20,987	21,821	22,687	23,588	24,526	25,500	26,513	27,567
Grants and contributions provided for operating purposes	24,412	18,713	19,303	19,944	20,615	21,311	22,033	22,781	23,558	24,364
Grants and contributions provided for capital purposes	125,346	94,867	91,247	26,886	26,709	26,739	26,769	26,800	26,833	26,866
Other revenues	21,890	21,428	22,166	22,869	23,820	24,595	25,623	26,696	28,628	27,350
Internal Revenue	15,073	15,347	15,793	16,079	16,550	17,035	17,535	18,049	18,579	19,125
Gain on disposal of assets	0	0	0	0	0	0	0	0	0	0
Gain in share in joint venture	500	520	541	562	585	608	633	658	684	712
<b>Total revenues from continuing operations</b>	<b>470,706</b>	<b>444,299</b>	<b>453,325</b>	<b>401,005</b>	<b>413,693</b>	<b>426,824</b>	<b>440,639</b>	<b>454,944</b>	<b>470,567</b>	<b>483,458</b>
<b>Expenses from continuing operations</b>										
Employee benefits and on-costs	148,203	154,576	159,778	165,245	170,163	174,461	175,717	183,297	185,804	189,744
Materials and contracts	72,057	69,550	71,340	74,776	77,245	80,075	82,723	85,759	89,692	89,782
Borrowing costs	109	0	0	0	0	0	0	0	0	0
Depreciation, amortisation and impairment	58,497	57,388	57,516	65,349	65,488	65,973	66,462	66,961	67,467	67,980
Other expenses	48,845	51,039	50,700	52,449	54,121	57,306	57,786	59,792	61,267	63,398
Loss on Asset Sale	5,834	3,946	3,968	3,991	4,015	4,039	4,065	4,091	4,118	4,146
Internal expenses	14,658	15,128	15,585	16,054	16,540	17,040	17,555	18,087	18,508	19,067
<b>Total expenses from continuing operations</b>	<b>348,204</b>	<b>351,626</b>	<b>358,887</b>	<b>377,865</b>	<b>387,571</b>	<b>398,895</b>	<b>404,309</b>	<b>417,986</b>	<b>426,856</b>	<b>434,118</b>
<b>Operating result from continuing operations</b>	<b>122,502</b>	<b>92,673</b>	<b>94,438</b>	<b>23,140</b>	<b>26,122</b>	<b>27,930</b>	<b>36,331</b>	<b>36,958</b>	<b>43,712</b>	<b>49,340</b>
<b>Net Underlying operating result before capital grants &amp; contributions and loss/gain on asset sale</b>	<b>2,576</b>	<b>1,532</b>	<b>6,951</b>	<b>220</b>	<b>3,417</b>	<b>5,235</b>	<b>13,647</b>	<b>14,286</b>	<b>20,926</b>	<b>26,562</b>

Statement of Financial Position										
Year	BASE YEAR 2023/24 LTFP \$'000	3Y PLAN 2024/25 LTFP \$'000	3Y PLAN 2025/26 LTFP \$'000	LTFP 2026/27 LTFP \$'000	LTFP 2027/28 LTFP \$'000	LTFP 2028/29 LTFP \$'000	LTFP 2029/30 LTFP \$'000	LTFP 2030/31 LTFP \$'000	LTFP 2031/32 LTFP \$'000	LTFP 2032/33 LTFP \$'000
<b>ASSETS</b>										
<b>Current assets</b>										
Cash and cash equivalents	50,000	50,000	50,000	50,000	50,000	50,000	50,000	50,000	50,000	50,000
Investments	105,608	12,839	5,278	43,634	86,932	129,257	186,999	241,608	302,234	367,599
Receivables	11,861	12,286	12,748	13,178	13,623	14,083	14,558	15,051	15,560	16,086
Inventories	116	112	114	114	113	113	113	113	113	113
Other	2,395	2,088	2,211	2,231	2,176	2,206	2,204	2,196	2,202	2,201
Non-current assets classified as held for resale	0	0	0	0	0	0	0	0	0	0
<b>Total current assets</b>	<b>169,979</b>	<b>77,325</b>	<b>70,350</b>	<b>109,157</b>	<b>152,844</b>	<b>195,660</b>	<b>253,875</b>	<b>308,968</b>	<b>370,109</b>	<b>435,999</b>
<b>Non-current assets</b>										
Receivables	830	860	892	922	954	986	1,019	1,054	1,089	1,126
Investments	262,195	262,195	262,195	262,195	262,195	262,195	262,195	262,195	262,195	262,195
Infrastructure property, plant & equipment	3,539,120	3,723,747	3,832,724	3,797,605	3,782,589	3,771,696	3,751,321	3,737,291	3,723,466	3,709,998
Right of use of Assets	638	0	0	0	0	0	0	0	0	0
Investments accounted for using equity method	2,807	2,807	2,807	2,807	2,807	2,807	2,807	2,807	2,807	2,807
<b>Total non-current assets</b>	<b>3,805,591</b>	<b>3,989,609</b>	<b>4,098,619</b>	<b>4,063,530</b>	<b>4,048,545</b>	<b>4,037,684</b>	<b>4,017,342</b>	<b>4,003,347</b>	<b>3,989,557</b>	<b>3,976,126</b>
<b>Total assets</b>	<b>3,975,570</b>	<b>4,066,933</b>	<b>4,168,969</b>	<b>4,172,687</b>	<b>4,201,389</b>	<b>4,233,343</b>	<b>4,271,218</b>	<b>4,312,314</b>	<b>4,359,667</b>	<b>4,412,125</b>
<b>LIABILITIES</b>										
<b>Current liabilities</b>										
Payables	60,991	55,370	57,636	36,152	36,620	38,479	37,803	39,666	40,975	41,702
Contract Liabilities	0	0	0	0	0	0	0	0	0	0
Borrowings	827	0	0	0	0	0	0	0	0	0
Lease Liability	0	0	0	0	0	0	0	0	0	0
Provisions	32,423	33,234	34,065	34,916	35,789	36,684	37,601	38,541	39,505	40,492
<b>Total current liabilities</b>	<b>94,242</b>	<b>88,604</b>	<b>91,701</b>	<b>71,069</b>	<b>72,409</b>	<b>75,163</b>	<b>75,404</b>	<b>78,207</b>	<b>80,479</b>	<b>82,195</b>
<b>Non-current liabilities</b>										
Payables	48	48	48	48	48	48	48	48	48	48
Borrowings	0	0	0	0	0	0	0	0	0	0
Lease Liability	0	0	0	0	0	0	0	0	0	0
Provisions	39,556	43,884	48,385	49,595	50,835	52,105	53,408	54,743	56,112	57,515
<b>Total non-current liabilities</b>	<b>39,604</b>	<b>43,932</b>	<b>48,433</b>	<b>49,643</b>	<b>50,883</b>	<b>52,153</b>	<b>53,456</b>	<b>54,791</b>	<b>56,160</b>	<b>57,563</b>
<b>Total liabilities</b>	<b>133,846</b>	<b>132,536</b>	<b>140,134</b>	<b>120,711</b>	<b>123,291</b>	<b>127,316</b>	<b>128,860</b>	<b>132,998</b>	<b>136,639</b>	<b>139,757</b>
<b>Net assets</b>	<b>3,841,724</b>	<b>3,934,397</b>	<b>4,028,835</b>	<b>4,051,975</b>	<b>4,078,097</b>	<b>4,106,027</b>	<b>4,142,358</b>	<b>4,179,316</b>	<b>4,223,027</b>	<b>4,272,368</b>
<b>EQUITY</b>										
Retained earnings	3,534,352	3,627,024	3,721,462	3,744,602	3,770,724	3,798,654	3,834,985	3,871,943	3,915,654	3,964,994
Reserves	307,373	307,373	307,373	307,373	307,373	307,373	307,373	307,373	307,373	307,373
<b>Total equity</b>	<b>3,841,725</b>	<b>3,934,397</b>	<b>4,028,835</b>	<b>4,051,975</b>	<b>4,078,097</b>	<b>4,106,027</b>	<b>4,142,358</b>	<b>4,179,316</b>	<b>4,223,027</b>	<b>4,272,367</b>

Statement of Cash Flows										
Year	BASE YEAR 2023/24 LTFF \$'000	3Y PLAN 2024/25 LTFF \$'000	3Y PLAN 2025/26 LTFF \$'000	LTFF 2026/27 LTFF \$'000	LTFF 2027/28 LTFF \$'000	LTFF 2028/29 LTFF \$'000	LTFF 2029/30 LTFF \$'000	LTFF 2030/31 LTFF \$'000	LTFF 2031/32 LTFF \$'000	LTFF 2032/33 LTFF \$'000
<b>Cash flows from operating activities</b>										
<b>Receipts:</b>										
Rates and annual charges	220,614	227,130	234,478	242,067	249,904	257,998	266,357	274,991	283,909	293,119
User charges and fees	42,962	45,899	48,811	50,777	52,823	54,951	57,164	59,467	61,863	64,355
Interest and investment revenue	19,910	20,394	20,987	21,821	22,687	23,588	24,526	25,500	26,513	27,567
Grants and contributions	149,758	113,579	110,550	46,830	47,324	48,049	48,802	49,582	50,391	51,230
Bonds, deposits and retention received										
Other revenues	21,890	21,428	22,166	22,869	23,820	24,595	25,623	26,696	28,628	27,350
<b>Payments:</b>										
Employee benefits and on-costs	(144,933)	(151,237)	(156,374)	(165,245)	(170,163)	(174,461)	(175,717)	(183,297)	(185,804)	(189,744)
Materials and contracts	(72,057)	(69,550)	(71,340)	(74,776)	(77,245)	(80,075)	(82,723)	(85,759)	(89,692)	(89,782)
Borrowing costs	(109)	0	0	0	0	0	0	0	0	0
Bonds, deposits and retention refunded										
Other expenses	(48,845)	(51,039)	(50,700)	(52,449)	(54,121)	(57,306)	(57,786)	(59,792)	(61,267)	(63,398)
<b>Net cash provided (or used in) operating activities</b>	<b>189,189</b>	<b>156,605</b>	<b>158,578</b>	<b>91,893</b>	<b>95,029</b>	<b>97,338</b>	<b>106,245</b>	<b>107,389</b>	<b>114,541</b>	<b>120,697</b>
<b>Cash flows from investing activities</b>										
<b>Receipts:</b>										
Sale of investments	101,925	92,769	7,561	0	0	0	0	0	0	0
Sale of fixed assets	0	0	0	0	0	0	0	0	0	0
Contributions received from joint ventures and associates										
<b>Payments:</b>										
Purchase of investments	0	0	0	(38,356)	(43,297)	(42,326)	(57,742)	(54,609)	(60,626)	(65,364)
Purchase of fixed assets	(285,703)	(248,547)	(166,139)	(53,536)	(51,732)	(55,013)	(48,503)	(52,780)	(53,915)	(55,332)
<b>Net cash provided by (or used in) investing activities</b>	<b>(183,778)</b>	<b>(155,778)</b>	<b>(158,578)</b>	<b>(91,893)</b>	<b>(95,029)</b>	<b>(97,338)</b>	<b>(106,245)</b>	<b>(107,389)</b>	<b>(114,541)</b>	<b>(120,697)</b>
<b>Cash flows from financing activities</b>										
<b>Receipts:</b>										
Borrowings and advances										
Other										
<b>Payments:</b>										
Borrowings and advances	(2,003)	(827)	0	0	0	0	0	0	0	0
Lease liabilities	(3,408)	0	0	0	0	0	0	0	0	0
Other										
<b>Net cash provided by (or used in) financing activities</b>	<b>(5,412)</b>	<b>(827)</b>	<b>0</b>	<b>0</b>	<b>0</b>	<b>0</b>	<b>0</b>	<b>0</b>	<b>0</b>	<b>0</b>
<b>Net increase/(decrease) in cash and cash equivalents</b>	<b>0</b>	<b>0</b>	<b>0</b>	<b>0</b>	<b>0</b>	<b>0</b>	<b>0</b>	<b>0</b>	<b>0</b>	<b>0</b>
<b>Cash and cash equivalents at beginning of reporting period</b>	<b>50,000</b>	<b>50,000</b>	<b>50,000</b>	<b>50,000</b>	<b>50,000</b>	<b>50,000</b>	<b>50,000</b>	<b>50,000</b>	<b>50,000</b>	<b>50,000</b>
<b>Cash and cash equivalents at end of reporting period</b>	<b>50,000</b>	<b>50,000</b>	<b>50,000</b>	<b>50,000</b>	<b>50,000</b>	<b>50,000</b>	<b>50,000</b>	<b>50,000</b>	<b>50,000</b>	<b>50,000</b>

Performance Measures											
Year	BASE YEAR 2023/24 LTFF	3Y PLAN 2024/25 LTFF	3Y PLAN 2025/26 LTFF	LTFF 2026/27 LTFF	LTFF 2027/28 LTFF	LTFF 2028/29 LTFF	LTFF 2029/30 LTFF	LTFF 2030/31 LTFF	LTFF 2031/32 LTFF	LTFF 2032/33 LTFF	Benchmark
Operating performance ratio	0.7%	0.4%	1.8%	-0.1%	0.7%	1.2%	3.1%	3.2%	4.6%	5.7%	> 0%
Own source operating revenue ratio	74%	69%	74%	75%	88%	88%	88%	88%	88%	88%	> 60%
Unrestricted current ratio	1.8	0.9	0.8	1.5	2.1	2.6	3.4	4.0	4.6	5.3	> 1.5
Debt service cover ratio	31	75	N/A	N/A	N/A	N/A	N/A	N/A	N/A	N/A	> 2
Rates, annual charges, interest and extra charges outstanding percentage	4.5%	4.5%	4.5%	4.5%	4.5%	4.5%	4.5%	4.5%	4.5%	4.5%	< 5%
Cash expense cover ratio	5.31m	2.57m	2.3m	3.22m	4.24m	5.16m	6.51m	7.56m	8.78m	10.11m	> 3 m

APPENDIX 1b - Continue providing a level of service driven by existing budget allocation – the current balanced Asset Management Plan, along with Rate peg of 2%.

Income Statement										
Year	BASE YEAR 2023/24 LTFP \$'000	3Y PLAN 2024/25 LTFP \$'000	3Y PLAN 2025/26 LTFP \$'000	LTFP 2026/27 LTFP \$'000	LTFP 2027/28 LTFP \$'000	LTFP 2028/29 LTFP \$'000	LTFP 2029/30 LTFP \$'000	LTFP 2030/31 LTFP \$'000	LTFP 2031/32 LTFP \$'000	LTFP 2032/33 LTFP \$'000
<b>Revenue from continuing operations</b>										
Ordinary Rates	167,053	172,064	177,226	182,543	188,019	193,660	199,470	205,454	211,617	217,966
Additional Special Variation (ASV)	0	0	0	0	0	0	0	0	0	0
Special Rates	0	0	0	0	0	0	0	0	0	0
<b>Rates</b>	<b>167,053</b>	<b>172,064</b>	<b>177,226</b>	<b>182,543</b>	<b>188,019</b>	<b>193,660</b>	<b>199,470</b>	<b>205,454</b>	<b>211,617</b>	<b>217,966</b>
Annual Charges	49,629	51,588	53,625	55,742	57,943	60,232	62,610	65,084	67,655	70,328
<b>Rates and Annual Charges</b>	<b>216,681</b>	<b>223,652</b>	<b>230,851</b>	<b>238,285</b>	<b>245,962</b>	<b>253,891</b>	<b>262,080</b>	<b>270,537</b>	<b>279,272</b>	<b>288,294</b>
User charges and fees	42,962	45,899	48,811	50,777	52,823	54,951	57,164	59,467	61,863	64,355
Interest and investment revenue	19,910	20,394	20,987	21,821	22,687	23,588	24,526	25,500	26,513	27,567
Grants and contributions provided for operating purposes	24,412	18,713	19,303	19,944	20,615	21,311	22,033	22,781	23,558	24,364
Grants and contributions provided for capital purposes	125,346	94,867	91,247	26,886	26,709	26,739	26,769	26,800	26,833	26,866
Other revenues	21,890	21,428	22,166	22,869	23,820	24,595	25,623	26,696	28,628	27,350
Internal Revenue	15,073	15,347	15,793	16,079	16,550	17,035	17,535	18,049	18,579	19,125
Gain on disposal of assets	0	0	0	0	0	0	0	0	0	0
Gain in share in joint venture	500	520	541	562	585	608	633	658	684	712
<b>Total revenues from continuing operations</b>	<b>466,774</b>	<b>440,821</b>	<b>449,698</b>	<b>397,223</b>	<b>409,752</b>	<b>422,718</b>	<b>436,362</b>	<b>450,490</b>	<b>465,931</b>	<b>478,632</b>
<b>Expenses from continuing operations</b>										
Employee benefits and on-costs	148,203	154,576	159,778	165,245	170,163	174,461	175,717	183,297	185,804	189,744
Materials and contracts	72,057	69,550	71,340	74,776	77,245	80,075	82,723	85,759	89,692	89,782
Borrowing costs	109	0	0	0	0	0	0	0	0	0
Depreciation, amortisation and impairment	58,497	57,388	57,516	65,349	65,488	65,973	66,462	66,961	67,467	67,980
Other expenses	48,845	51,039	50,700	52,449	54,121	57,306	57,786	59,792	61,267	63,398
Loss on Asset Sale	5,834	3,946	3,968	3,991	4,015	4,039	4,065	4,091	4,118	4,146
Internal expenses	14,658	15,128	15,585	16,054	16,540	17,040	17,555	18,087	18,508	19,067
<b>Total expenses from continuing operations</b>	<b>348,204</b>	<b>351,626</b>	<b>358,887</b>	<b>377,865</b>	<b>387,571</b>	<b>398,895</b>	<b>404,309</b>	<b>417,986</b>	<b>426,856</b>	<b>434,118</b>
<b>Operating result from continuing operations</b>	<b>118,569</b>	<b>89,194</b>	<b>90,811</b>	<b>19,358</b>	<b>22,181</b>	<b>23,823</b>	<b>32,053</b>	<b>32,504</b>	<b>39,075</b>	<b>44,514</b>
<b>Net Underlying operating result before capital grants &amp; contributions and loss/gain on asset sale</b>	<b>-1,356</b>	<b>-1,946</b>	<b>3,324</b>	<b>-3,562</b>	<b>-524</b>	<b>1,129</b>	<b>9,369</b>	<b>9,832</b>	<b>16,289</b>	<b>21,736</b>

Statement of Financial Position										
Year	BASE YEAR 2023/24 LTFP \$'000	3Y PLAN 2024/25 LTFP \$'000	3Y PLAN 2025/26 LTFP \$'000	LTFP 2026/27 LTFP \$'000	LTFP 2027/28 LTFP \$'000	LTFP 2028/29 LTFP \$'000	LTFP 2029/30 LTFP \$'000	LTFP 2030/31 LTFP \$'000	LTFP 2031/32 LTFP \$'000	LTFP 2032/33 LTFP \$'000
<b>ASSETS</b>										
<b>Current assets</b>										
Cash and cash equivalents	50,000	50,000	50,000	50,000	50,000	50,000	50,000	50,000	50,000	50,000
Investments	101,675	55,429	44,240	78,815	118,171	156,390	209,855	260,010	316,000	376,539
Receivables	11,684	12,130	12,585	13,008	13,445	13,898	14,366	14,850	15,351	15,869
Inventories	116	112	114	114	113	113	113	113	113	113
Other	2,395	2,088	2,211	2,231	2,176	2,206	2,204	2,196	2,202	2,201
Non-current assets classified as held for resale	0	0	0	0	0	0	0	0	0	0
<b>Total current assets</b>	<b>165,870</b>	<b>119,758</b>	<b>109,149</b>	<b>144,168</b>	<b>183,906</b>	<b>222,608</b>	<b>276,539</b>	<b>327,169</b>	<b>383,666</b>	<b>444,722</b>
<b>Non-current assets</b>										
Receivables	818	849	881	911	941	973	1,006	1,040	1,075	1,111
Investments	262,195	262,195	262,195	262,195	262,195	262,195	262,195	262,195	262,195	262,195
Infrastructure property, plant & equipment	3,539,310	3,673,914	3,782,898	3,747,787	3,732,779	3,721,894	3,701,527	3,687,505	3,673,689	3,660,230
Right of use of Assets	638	0	0	0	0	0	0	0	0	0
Investments accounted for using equity method	2,807	2,807	2,807	2,807	2,807	2,807	2,807	2,807	2,807	2,807
<b>Total non-current assets</b>	<b>3,805,768</b>	<b>3,939,765</b>	<b>4,048,781</b>	<b>4,013,700</b>	<b>3,998,722</b>	<b>3,987,869</b>	<b>3,967,535</b>	<b>3,953,547</b>	<b>3,939,766</b>	<b>3,926,343</b>
<b>Total assets</b>	<b>3,971,638</b>	<b>4,059,522</b>	<b>4,157,931</b>	<b>4,157,867</b>	<b>4,182,628</b>	<b>4,210,476</b>	<b>4,244,073</b>	<b>4,280,716</b>	<b>4,323,432</b>	<b>4,371,065</b>
<b>LIABILITIES</b>										
<b>Current liabilities</b>										
Payables	60,991	55,370	57,636	36,152	36,620	38,479	37,803	39,666	40,975	41,702
Contract Liabilities	0	0	0	0	0	0	0	0	0	0
Borrowings	827	0	0	0	0	0	0	0	0	0
Lease Liability	0	0	0	0	0	0	0	0	0	0
Provisions	32,423	33,234	34,065	34,916	35,789	36,684	37,601	38,541	39,505	40,492
<b>Total current liabilities</b>	<b>94,242</b>	<b>88,604</b>	<b>91,701</b>	<b>71,069</b>	<b>72,409</b>	<b>75,163</b>	<b>75,404</b>	<b>78,207</b>	<b>80,479</b>	<b>82,195</b>
<b>Non-current liabilities</b>										
Payables	48	48	48	48	48	48	48	48	48	48
Borrowings	0	0	0	0	0	0	0	0	0	0
Lease Liability	0	0	0	0	0	0	0	0	0	0
Provisions	39,556	43,884	48,385	49,595	50,835	52,105	53,408	54,743	56,112	57,515
<b>Total non-current liabilities</b>	<b>39,604</b>	<b>43,932</b>	<b>48,433</b>	<b>49,643</b>	<b>50,883</b>	<b>52,153</b>	<b>53,456</b>	<b>54,791</b>	<b>56,160</b>	<b>57,563</b>
<b>Total liabilities</b>	<b>133,846</b>	<b>132,536</b>	<b>140,134</b>	<b>120,711</b>	<b>123,291</b>	<b>127,316</b>	<b>128,860</b>	<b>132,998</b>	<b>136,639</b>	<b>139,757</b>
<b>Net assets</b>	<b>3,837,792</b>	<b>3,926,987</b>	<b>4,017,797</b>	<b>4,037,156</b>	<b>4,059,337</b>	<b>4,083,160</b>	<b>4,115,214</b>	<b>4,147,717</b>	<b>4,186,793</b>	<b>4,231,307</b>
<b>EQUITY</b>										
Retained earnings	3,530,419	3,619,614	3,710,425	3,729,783	3,751,964	3,775,787	3,807,840	3,840,345	3,879,420	3,923,934
Reserves	307,373	307,373	307,373	307,373	307,373	307,373	307,373	307,373	307,373	307,373
<b>Total equity</b>	<b>3,837,792</b>	<b>3,926,987</b>	<b>4,017,798</b>	<b>4,037,156</b>	<b>4,059,337</b>	<b>4,083,160</b>	<b>4,115,213</b>	<b>4,147,718</b>	<b>4,186,793</b>	<b>4,231,307</b>

Statement of Cash Flows										
Year	BASE YEAR 2023/24 LTFF \$'000	3Y PLAN 2024/25 LTFF \$'000	3Y PLAN 2025/26 LTFF \$'000	LTFF 2026/27 LTFF \$'000	LTFF 2027/28 LTFF \$'000	LTFF 2028/29 LTFF \$'000	LTFF 2029/30 LTFF \$'000	LTFF 2030/31 LTFF \$'000	LTFF 2031/32 LTFF \$'000	LTFF 2032/33 LTFF \$'000
<b>Cash flows from operating activities</b>										
<b>Receipts:</b>										
Rates and annual charges	216,681	223,652	230,851	238,285	245,962	253,891	262,080	270,537	279,272	288,294
User charges and fees	42,962	45,899	48,811	50,777	52,823	54,951	57,164	59,467	61,863	64,355
Interest and investment revenue	19,910	20,394	20,987	21,821	22,687	23,588	24,526	25,500	26,513	27,567
Grants and contributions	149,758	113,579	110,550	46,830	47,324	48,049	48,802	49,582	50,391	51,230
Bonds, deposits and retention received										
Other revenues	21,890	21,428	22,166	22,869	23,820	24,595	25,623	26,696	28,628	27,350
<b>Payments:</b>										
Employee benefits and on-costs	(144,933)	(151,237)	(156,374)	(165,245)	(170,163)	(174,461)	(175,717)	(183,297)	(185,804)	(189,744)
Materials and contracts	(72,057)	(69,550)	(71,340)	(74,776)	(77,245)	(80,075)	(82,723)	(85,759)	(89,692)	(89,782)
Borrowing costs	(109)	0	0	0	0	0	0	0	0	0
Bonds, deposits and retention refunded										
Other expenses	(48,845)	(51,039)	(50,700)	(52,449)	(54,121)	(57,306)	(57,786)	(59,792)	(61,267)	(63,398)
<b>Net cash provided (or used in) operating activities</b>	<b>185,257</b>	<b>153,127</b>	<b>154,950</b>	<b>88,111</b>	<b>91,088</b>	<b>93,232</b>	<b>101,968</b>	<b>102,935</b>	<b>109,904</b>	<b>115,871</b>
<b>Cash flows from investing activities</b>										
<b>Receipts:</b>										
Sale of investments	105,857	96,247	11,188	0	0	0	0	0	0	0
Sale of fixed assets	0	0	0	0	0	0	0	0	0	0
Contributions received from joint ventures and associates										
<b>Payments:</b>										
Purchase of investments	0	0	0	(34,575)	(39,356)	(38,219)	(53,464)	(50,155)	(55,990)	(60,539)
Purchase of fixed assets	(285,703)	(248,547)	(166,139)	(53,536)	(51,732)	(55,013)	(48,503)	(52,780)	(53,915)	(55,332)
<b>Net cash provided by (or used in) investing activities</b>	<b>(179,846)</b>	<b>(152,300)</b>	<b>(154,950)</b>	<b>(88,111)</b>	<b>(91,088)</b>	<b>(93,232)</b>	<b>(101,968)</b>	<b>(102,935)</b>	<b>(109,904)</b>	<b>(115,871)</b>
<b>Cash flows from financing activities</b>										
<b>Receipts:</b>										
Borrowings and advances										
Other										
<b>Payments:</b>										
Borrowings and advances	(2,003)	(827)	0	0	0	0	0	0	0	0
Lease liabilities	(3,408)	0	0	0	0	0	0	0	0	0
Other										
<b>Net cash provided by (or used in) financing activities</b>	<b>(5,412)</b>	<b>(827)</b>	<b>0</b>	<b>0</b>	<b>0</b>	<b>0</b>	<b>0</b>	<b>0</b>	<b>0</b>	<b>0</b>
<b>Net increase/(decrease) in cash and cash equivalents</b>	<b>0</b>	<b>0</b>	<b>0</b>	<b>0</b>	<b>0</b>	<b>0</b>	<b>0</b>	<b>0</b>	<b>0</b>	<b>0</b>
<b>Cash and cash equivalents at beginning of reporting period</b>	<b>50,000</b>	<b>50,000</b>	<b>50,000</b>	<b>50,000</b>	<b>50,000</b>	<b>50,000</b>	<b>50,000</b>	<b>50,000</b>	<b>50,000</b>	<b>50,000</b>
<b>Cash and cash equivalents at end of reporting period</b>	<b>50,000</b>	<b>50,000</b>	<b>50,000</b>	<b>50,000</b>	<b>50,000</b>	<b>50,000</b>	<b>50,000</b>	<b>50,000</b>	<b>50,000</b>	<b>50,000</b>

Performance Measures											
Year	BASE YEAR 2023/24 LTFF	3Y PLAN 2024/25 LTFF	3Y PLAN 2025/26 LTFF	LTFF 2026/27 LTFF	LTFF 2027/28 LTFF	LTFF 2028/29 LTFF	LTFF 2029/30 LTFF	LTFF 2030/31 LTFF	LTFF 2031/32 LTFF	LTFF 2032/33 LTFF	Benchmark
Operating performance ratio	-0.4%	-0.7%	0.8%	-1.1%	-0.3%	0.1%	2.1%	2.2%	3.6%	4.7%	> 0%
Own source operating revenue ratio	74%	68%	74%	75%	87%	88%	88%	88%	88%	88%	> 60%
Unrestricted current ratio	1.8	1.4	1.2	2.0	2.5	3.0	3.7	4.2	4.8	5.4	> 1.5
Debt service cover ratio	30	71	N/A	N/A	N/A	N/A	N/A	N/A	N/A	N/A	> 2
Rates, annual charges, interest and extra charges outstanding percentage	4.5%	4.5%	4.5%	4.5%	4.5%	4.5%	4.5%	4.5%	4.5%	4.5%	< 5%
Cash expense cover ratio	5.2m	3.79m	3.39m	4.15m	5.05m	5.84m	7.07m	7.99m	9.1m	10.31m	> 3 m



APPENDIX 1c - Continue providing a level of service driven by existing budget allocation – the current balanced Asset Management Plan, along with the rate peg of 1%.

Income Statement										
Year	BASE YEAR 2023/24 LTFF \$'000	3Y PLAN 2024/25 LTFF \$'000	3Y PLAN 2025/26 LTFF \$'000	LTFF 2026/27 LTFF \$'000	LTFF 2027/28 LTFF \$'000	LTFF 2028/29 LTFF \$'000	LTFF 2029/30 LTFF \$'000	LTFF 2030/31 LTFF \$'000	LTFF 2031/32 LTFF \$'000	LTFF 2032/33 LTFF \$'000
<b>Revenue from continuing operations</b>										
Ordinary Rates	165,415	170,377	175,489	180,753	186,176	191,761	197,514	203,439	209,543	215,829
Additional Special Variation (ASV)	0	0	0	0	0	0	0	0	0	0
Special Rates	0	0	0	0	0	0	0	0	0	0
<b>Rates</b>	<b>165,415</b>	<b>170,377</b>	<b>175,489</b>	<b>180,753</b>	<b>186,176</b>	<b>191,761</b>	<b>197,514</b>	<b>203,439</b>	<b>209,543</b>	<b>215,829</b>
Annual Charges	49,607	51,566	53,602	55,718	57,919	60,207	62,585	65,057	67,628	70,300
<b>Rates and Annual Charges</b>	<b>215,022</b>	<b>221,943</b>	<b>229,090</b>	<b>236,472</b>	<b>244,095</b>	<b>251,968</b>	<b>260,099</b>	<b>268,497</b>	<b>277,170</b>	<b>286,129</b>
User charges and fees	42,962	45,899	48,811	50,777	52,823	54,951	57,164	59,467	61,863	64,355
Interest and investment revenue	19,910	20,394	20,987	21,821	22,687	23,588	24,526	25,500	26,513	27,567
Grants and contributions provided for operating purposes	24,412	18,713	19,303	19,944	20,615	21,311	22,033	22,781	23,558	24,364
Grants and contributions provided for capital purposes	125,346	94,867	91,247	26,886	26,709	26,739	26,769	26,800	26,833	26,866
Other revenues	21,890	21,428	22,166	22,869	23,820	24,595	25,623	26,696	28,628	27,350
Internal revenue	15,073	15,347	15,793	16,079	16,550	17,035	17,535	18,049	18,579	19,125
Gain on disposal of assets	0	0	0	0	0	0	0	0	0	0
Gain in share in joint venture	500	520	541	562	585	608	633	658	684	712
<b>Total revenues from continuing operations</b>	<b>465,115</b>	<b>439,112</b>	<b>447,938</b>	<b>395,410</b>	<b>407,884</b>	<b>420,795</b>	<b>434,381</b>	<b>448,449</b>	<b>463,829</b>	<b>476,467</b>
<b>Expenses from continuing operations</b>										
Employee benefits and on-costs	148,203	154,576	159,778	165,245	170,163	174,461	175,717	183,297	185,804	189,744
Materials and contracts	72,057	69,550	71,340	74,776	77,245	80,075	82,723	85,759	89,692	89,782
Borrowing costs	109	0	0	0	0	0	0	0	0	0
Depreciation, amortisation and impairment	58,497	57,388	57,516	65,349	65,488	65,973	66,462	66,961	67,467	67,980
Other expenses	48,845	51,039	50,700	52,449	54,121	57,306	57,786	59,792	61,267	63,398
Loss on Asset Sale	5,834	3,946	3,968	3,991	4,015	4,039	4,065	4,091	4,118	4,146
Internal expenses	14,658	15,128	15,585	16,054	16,540	17,040	17,555	18,087	18,508	19,067
<b>Total expenses from continuing operations</b>	<b>348,204</b>	<b>351,626</b>	<b>358,887</b>	<b>377,865</b>	<b>387,571</b>	<b>398,895</b>	<b>404,309</b>	<b>417,986</b>	<b>426,856</b>	<b>434,118</b>
<b>Operating result from continuing operations</b>	<b>116,910</b>	<b>87,485</b>	<b>89,050</b>	<b>17,545</b>	<b>20,313</b>	<b>21,900</b>	<b>30,072</b>	<b>30,463</b>	<b>36,973</b>	<b>42,349</b>
<b>Net Underlying operating result before capital grants &amp; contributions and loss/gain on asset sale</b>	<b>-3,016</b>	<b>-3,655</b>	<b>1,564</b>	<b>-5,375</b>	<b>-2,392</b>	<b>-795</b>	<b>7,388</b>	<b>7,791</b>	<b>14,187</b>	<b>19,571</b>

Statement of Financial Position										
Year	BASE YEAR 2023/24 LTFF \$'000	3Y PLAN 2024/25 LTFF \$'000	3Y PLAN 2025/26 LTFF \$'000	LTFF 2026/27 LTFF \$'000	LTFF 2027/28 LTFF \$'000	LTFF 2028/29 LTFF \$'000	LTFF 2029/30 LTFF \$'000	LTFF 2030/31 LTFF \$'000	LTFF 2031/32 LTFF \$'000	LTFF 2032/33 LTFF \$'000
<b>ASSETS</b>										
<b>Current assets</b>										
Cash and cash equivalents	50,000	50,000	50,000	50,000	50,000	50,000	50,000	50,000	50,000	50,000
Investments	50,016	2,060	39,112	71,873	109,362	145,658	197,141	245,255	299,143	357,517
Receivables	11,609	12,053	12,506	12,926	13,361	13,811	14,277	14,758	15,256	15,772
Inventories	116	112	114	114	113	113	113	113	113	113
Other	2,395	2,088	2,211	2,231	2,176	2,206	2,204	2,196	2,202	2,201
Non-current assets classified as held for resale	0	0	0	0	0	0	0	0	0	0
<b>Total current assets</b>	<b>114,136</b>	<b>66,313</b>	<b>103,942</b>	<b>137,144</b>	<b>175,012</b>	<b>211,788</b>	<b>263,736</b>	<b>312,323</b>	<b>366,715</b>	<b>425,603</b>
<b>Non-current assets</b>										
Receivables	813	844	875	905	935	967	999	1,033	1,068	1,104
Investments	262,195	262,195	262,195	262,195	262,195	262,195	262,195	262,195	262,195	262,195
Infrastructure property, plant & equipment	3,589,390	3,723,996	3,782,983	3,747,874	3,732,869	3,721,987	3,701,622	3,687,603	3,673,790	3,660,334
Right of use of Assets	638	0	0	0	0	0	0	0	0	0
Investments accounted for using equity method	2,807	2,807	2,807	2,807	2,807	2,807	2,807	2,807	2,807	2,807
<b>Total non-current assets</b>	<b>3,855,843</b>	<b>3,989,841</b>	<b>4,048,861</b>	<b>4,013,781</b>	<b>3,998,807</b>	<b>3,987,956</b>	<b>3,967,624</b>	<b>3,953,638</b>	<b>3,939,860</b>	<b>3,926,440</b>
<b>Total assets</b>	<b>3,969,979</b>	<b>4,056,154</b>	<b>4,152,802</b>	<b>4,150,925</b>	<b>4,173,819</b>	<b>4,199,744</b>	<b>4,231,359</b>	<b>4,265,961</b>	<b>4,306,575</b>	<b>4,352,043</b>
<b>LIABILITIES</b>										
<b>Current liabilities</b>										
Payables	60,991	55,370	57,636	36,152	36,620	38,479	37,803	39,666	40,975	41,702
Contract Liabilities	0	0	0	0	0	0	0	0	0	0
Borrowings	827	0	0	0	0	0	0	0	0	0
Lease Liability	0	0	0	0	0	0	0	0	0	0
Provisions	32,423	33,234	34,065	34,916	35,789	36,684	37,601	38,541	39,505	40,492
<b>Total current liabilities</b>	<b>94,242</b>	<b>88,604</b>	<b>91,701</b>	<b>71,069</b>	<b>72,409</b>	<b>75,163</b>	<b>75,404</b>	<b>78,207</b>	<b>80,479</b>	<b>82,195</b>
<b>Non-current liabilities</b>										
Payables	48	48	48	48	48	48	48	48	48	48
Borrowings	0	0	0	0	0	0	0	0	0	0
Lease Liability	0	0	0	0	0	0	0	0	0	0
Provisions	39,556	43,884	48,385	49,595	50,835	52,105	53,408	54,743	56,112	57,515
<b>Total non-current liabilities</b>	<b>39,604</b>	<b>43,932</b>	<b>48,433</b>	<b>49,643</b>	<b>50,883</b>	<b>52,153</b>	<b>53,456</b>	<b>54,791</b>	<b>56,160</b>	<b>57,563</b>
<b>Total liabilities</b>	<b>133,846</b>	<b>132,536</b>	<b>140,134</b>	<b>120,711</b>	<b>123,291</b>	<b>127,316</b>	<b>128,860</b>	<b>132,998</b>	<b>136,639</b>	<b>139,757</b>
<b>Net assets</b>	<b>3,836,133</b>	<b>3,923,618</b>	<b>4,012,669</b>	<b>4,030,214</b>	<b>4,050,528</b>	<b>4,072,428</b>	<b>4,102,499</b>	<b>4,132,962</b>	<b>4,169,936</b>	<b>4,212,285</b>
<b>EQUITY</b>										
Retained earnings	3,528,760	3,616,245	3,705,296	3,722,841	3,743,154	3,765,054	3,795,126	3,825,590	3,862,563	3,904,913
Reserves	307,373	307,373	307,373	307,373	307,373	307,373	307,373	307,373	307,373	307,373
<b>Total equity</b>	<b>3,836,133</b>	<b>3,923,618</b>	<b>4,012,669</b>	<b>4,030,214</b>	<b>4,050,527</b>	<b>4,072,427</b>	<b>4,102,499</b>	<b>4,132,963</b>	<b>4,169,936</b>	<b>4,212,286</b>

Statement of Cash Flows										
Year	BASE YEAR 2023/24 LTFF \$'000	3Y PLAN 2024/25 LTFF \$'000	3Y PLAN 2025/26 LTFF \$'000	LTFF 2026/27 LTFF \$'000	LTFF 2027/28 LTFF \$'000	LTFF 2028/29 LTFF \$'000	LTFF 2029/30 LTFF \$'000	LTFF 2030/31 LTFF \$'000	LTFF 2031/32 LTFF \$'000	LTFF 2032/33 LTFF \$'000
<b>Cash flows from operating activities</b>										
<b>Receipts:</b>										
Rates and annual charges	215,022	221,943	229,090	236,472	244,095	251,968	260,099	268,497	277,170	286,129
User charges and fees	42,962	45,899	48,811	50,777	52,823	54,951	57,164	59,467	61,863	64,355
Interest and investment revenue	19,910	20,394	20,987	21,821	22,687	23,588	24,526	25,500	26,513	27,567
Grants and contributions	149,758	113,579	110,550	46,830	47,324	48,049	48,802	49,582	50,391	51,230
Bonds, deposits and retention received										
Other revenues	21,890	21,428	22,166	22,869	23,820	24,595	25,623	26,696	28,628	27,350
<b>Payments:</b>										
Employee benefits and on-costs	(144,933)	(151,237)	(156,374)	(165,245)	(170,163)	(174,461)	(175,717)	(183,297)	(185,804)	(189,744)
Materials and contracts	(72,057)	(69,550)	(71,340)	(74,776)	(77,245)	(80,075)	(82,723)	(85,759)	(89,692)	(89,782)
Borrowing costs	(109)	0	0	0	0	0	0	0	0	0
Bonds, deposits and retention refunded										
Other expenses	(48,845)	(51,039)	(50,700)	(52,449)	(54,121)	(57,306)	(57,786)	(59,792)	(61,267)	(63,398)
<b>Net cash provided (or used in) operating activities</b>	<b>183,598</b>	<b>151,418</b>	<b>153,190</b>	<b>86,298</b>	<b>89,220</b>	<b>91,308</b>	<b>99,987</b>	<b>100,894</b>	<b>107,802</b>	<b>113,706</b>
<b>Cash flows from investing activities</b>										
<b>Receipts:</b>										
Sale of investments	107,517	97,956	12,949	0	0	0	0	0	0	0
Sale of fixed assets	0	0	0	0	0	0	0	0	0	0
Contributions received from joint ventures and associates										
<b>Payments:</b>										
Purchase of investments	0	0	0	(32,762)	(37,488)	(36,296)	(51,483)	(48,114)	(53,888)	(58,374)
Purchase of fixed assets	(285,703)	(248,547)	(166,139)	(53,536)	(51,732)	(55,013)	(48,503)	(52,780)	(53,915)	(55,332)
<b>Net cash provided by (or used in) investing activities</b>	<b>(178,186)</b>	<b>(150,591)</b>	<b>(153,190)</b>	<b>(86,298)</b>	<b>(89,220)</b>	<b>(91,308)</b>	<b>(99,987)</b>	<b>(100,894)</b>	<b>(107,802)</b>	<b>(113,706)</b>
<b>Cash flows from financing activities</b>										
<b>Receipts:</b>										
Borrowings and advances										
Other										
<b>Payments:</b>										
Borrowings and advances	(2,003)	(827)	0	0	0	0	0	0	0	0
Lease liabilities	(3,408)	0	0	0	0	0	0	0	0	0
Other										
<b>Net cash provided by (or used in) financing activities</b>	<b>(5,412)</b>	<b>(827)</b>	<b>0</b>	<b>0</b>	<b>0</b>	<b>0</b>	<b>0</b>	<b>0</b>	<b>0</b>	<b>0</b>
<b>Net increase/(decrease) in cash and cash equivalents</b>	<b>0</b>	<b>0</b>	<b>0</b>	<b>0</b>	<b>0</b>	<b>0</b>	<b>0</b>	<b>0</b>	<b>0</b>	<b>0</b>
<b>Cash and cash equivalents at beginning of reporting period</b>	<b>50,000</b>	<b>50,000</b>	<b>50,000</b>	<b>50,000</b>	<b>50,000</b>	<b>50,000</b>	<b>50,000</b>	<b>50,000</b>	<b>50,000</b>	<b>50,000</b>
<b>Cash and cash equivalents at end of reporting period</b>	<b>50,000</b>	<b>50,000</b>	<b>50,000</b>	<b>50,000</b>	<b>50,000</b>	<b>50,000</b>	<b>50,000</b>	<b>50,000</b>	<b>50,000</b>	<b>50,000</b>

Performance Measures											
Year	BASE YEAR 2023/24 LTFF	3Y PLAN 2024/25 LTFF	3Y PLAN 2025/26 LTFF	LTFF 2026/27 LTFF	LTFF 2027/28 LTFF	LTFF 2028/29 LTFF	LTFF 2029/30 LTFF	LTFF 2030/31 LTFF	LTFF 2031/32 LTFF	LTFF 2032/33 LTFF	Benchmark
Operating performance ratio	-0.9%	-1.2%	0.3%	-1.6%	-0.8%	-0.4%	1.7%	1.7%	3.1%	4.2%	> 0%
Own source operating revenue ratio	74%	68%	73%	75%	87%	88%	88%	88%	88%	88%	> 60%
Unrestricted current ratio	1.2	0.7	1.1	1.9	2.4	2.8	3.5	4.0	4.6	5.2	> 1.5
Debt service cover ratio	29	69	N/A	N/A	N/A	N/A	N/A	N/A	N/A	N/A	> 2
Rates, annual charges, interest and extra charges outstanding percentage	4.5%	4.5%	4.5%	4.5%	4.5%	4.5%	4.5%	4.5%	4.5%	4.5%	< 5%
Cash expense cover ratio	3.7m	2.26m	3.25m	3.97m	4.82m	5.57m	6.76m	7.64m	8.71m	9.88m	> 3 m



Appendix 1d - Allocate funding to maintain Council's current level of service into the future – represented by the 10-year Resourcing Strategy – but without any rate peg in FY23/24.

Income Statement										
Year	BASE YEAR 2023/24 LTFP \$'000	3Y PLAN 2024/25 LTFP \$'000	3Y PLAN 2025/26 LTFP \$'000	LTFP 2026/27 LTFP \$'000	LTFP 2027/28 LTFP \$'000	LTFP 2028/29 LTFP \$'000	LTFP 2029/30 LTFP \$'000	LTFP 2030/31 LTFP \$'000	LTFP 2031/32 LTFP \$'000	LTFP 2032/33 LTFP \$'000
<b>Revenue from continuing operations</b>										
Ordinary Rates	163,777	168,690	173,751	178,964	184,333	189,863	195,558	201,425	207,468	213,692
Additional Special Variation (ASV)	0	0	0	0	0	0	0	0	0	0
Special Rates	0	0	0	0	0	0	0	0	0	0
<b>Rates</b>	<b>163,777</b>	<b>168,690</b>	<b>173,751</b>	<b>178,964</b>	<b>184,333</b>	<b>189,863</b>	<b>195,558</b>	<b>201,425</b>	<b>207,468</b>	<b>213,692</b>
Annual Charges	49,586	51,544	53,579	55,695	57,895	60,182	62,559	65,031	67,600	70,272
<b>Rates and Annual Charges</b>	<b>213,363</b>	<b>220,234</b>	<b>227,330</b>	<b>234,659</b>	<b>242,227</b>	<b>250,044</b>	<b>258,118</b>	<b>266,456</b>	<b>275,068</b>	<b>283,964</b>
User charges and fees	42,962	45,899	48,811	50,777	52,823	54,951	57,164	59,467	61,863	64,355
Interest and investment revenue	19,910	20,394	20,987	21,821	22,687	23,588	24,526	25,500	26,513	27,567
Grants and contributions provided for operating purposes	24,412	18,713	19,303	19,944	20,615	21,311	22,033	22,781	23,558	24,364
Grants and contributions provided for capital purposes	125,346	94,867	91,247	26,886	26,709	26,739	26,769	26,800	26,833	26,866
Other revenues	21,890	21,428	22,166	22,869	23,820	24,595	25,623	26,696	28,628	27,350
Internal revenues	15,073	15,347	15,793	16,079	16,550	17,035	17,535	18,049	18,579	19,125
Gain on disposal of assets	0	0	0	0	0	0	0	0	0	0
Gain in share in joint venture	500	520	541	562	585	608	633	658	684	712
<b>Total revenues from continuing operations</b>	<b>463,455</b>	<b>437,403</b>	<b>446,177</b>	<b>393,597</b>	<b>406,017</b>	<b>418,871</b>	<b>432,399</b>	<b>446,409</b>	<b>461,727</b>	<b>474,302</b>
<b>Expenses from continuing operations</b>										
Employee benefits and on-costs	148,203	154,576	159,778	165,245	170,163	174,461	175,717	183,297	185,804	189,744
Materials and contracts	72,057	69,550	71,340	74,776	77,245	80,075	82,723	85,759	89,692	89,782
Borrowing costs	109	0	0	0	0	0	0	0	0	0
Depreciation, amortisation and impairment	58,497	57,388	57,516	65,349	65,488	65,973	66,462	66,961	67,467	67,980
Other expenses	48,845	51,039	50,700	52,449	54,121	57,306	57,786	59,792	61,267	63,398
Loss on Asset Sale	5,834	3,946	3,968	3,991	4,015	4,039	4,065	4,091	4,118	4,146
Internal expenses	14,658	15,128	15,585	16,054	16,540	17,040	17,555	18,087	18,508	19,067
<b>Total expenses from continuing operations</b>	<b>348,204</b>	<b>351,626</b>	<b>358,887</b>	<b>377,865</b>	<b>387,571</b>	<b>398,895</b>	<b>404,309</b>	<b>417,986</b>	<b>426,856</b>	<b>434,118</b>
<b>Operating result from continuing operations</b>	<b>115,251</b>	<b>85,776</b>	<b>87,290</b>	<b>15,732</b>	<b>18,446</b>	<b>19,976</b>	<b>28,091</b>	<b>28,423</b>	<b>34,871</b>	<b>40,185</b>
<b>Net Underlying operating result before capital grants &amp; contributions and loss/gain on asset sale</b>	<b>-4,675</b>	<b>-5,364</b>	<b>-197</b>	<b>-7,188</b>	<b>-4,259</b>	<b>-2,718</b>	<b>5,407</b>	<b>5,750</b>	<b>12,085</b>	<b>17,406</b>

Statement of Financial Position										
Year	BASE YEAR 2023/24 LTFP \$'000	3Y PLAN 2024/25 LTFP \$'000	3Y PLAN 2025/26 LTFP \$'000	LTFP 2026/27 LTFP \$'000	LTFP 2027/28 LTFP \$'000	LTFP 2028/29 LTFP \$'000	LTFP 2029/30 LTFP \$'000	LTFP 2030/31 LTFP \$'000	LTFP 2031/32 LTFP \$'000	LTFP 2032/33 LTFP \$'000
<b>ASSETS</b>										
<b>Current assets</b>										
Cash and cash equivalents	50,000	50,000	50,000	50,000	50,000	50,000	50,000	50,000	50,000	50,000
Investments	48,357	8,692	13,983	44,932	80,553	114,925	164,427	210,501	262,287	318,496
Receivables	11,535	11,976	12,426	12,845	13,277	13,725	14,188	14,667	15,162	15,674
Inventories	116	112	114	114	113	113	113	113	113	113
Other	2,395	2,088	2,211	2,231	2,176	2,206	2,204	2,196	2,202	2,201
Non-current assets classified as held for resale	0	0	0	0	0	0	0	0	0	0
<b>Total current assets</b>	<b>112,402</b>	<b>72,867</b>	<b>78,734</b>	<b>110,121</b>	<b>146,119</b>	<b>180,969</b>	<b>230,932</b>	<b>277,476</b>	<b>329,764</b>	<b>386,484</b>
<b>Non-current assets</b>										
Receivables	807	838	870	899	929	961	993	1,027	1,061	1,097
Investments	262,195	262,195	262,195	262,195	262,195	262,195	262,195	262,195	262,195	262,195
Infrastructure property, plant & equipment	3,589,470	3,714,079	3,803,068	3,767,962	3,752,959	3,742,079	3,721,718	3,707,702	3,693,892	3,680,438
Right of use of Assets	638	0	0	0	0	0	0	0	0	0
Investments accounted for using equity method	2,807	2,807	2,807	2,807	2,807	2,807	2,807	2,807	2,807	2,807
<b>Total non-current assets</b>	<b>3,855,918</b>	<b>3,979,919</b>	<b>4,068,940</b>	<b>4,033,863</b>	<b>4,018,891</b>	<b>4,008,041</b>	<b>3,987,713</b>	<b>3,973,731</b>	<b>3,959,955</b>	<b>3,946,537</b>
<b>Total assets</b>	<b>3,968,320</b>	<b>4,052,786</b>	<b>4,147,674</b>	<b>4,143,984</b>	<b>4,165,010</b>	<b>4,189,011</b>	<b>4,218,646</b>	<b>4,251,207</b>	<b>4,289,719</b>	<b>4,333,021</b>
<b>LIABILITIES</b>										
<b>Current liabilities</b>										
Payables	60,991	55,370	57,636	36,152	36,620	38,479	37,803	39,666	40,975	41,702
Contract Liabilities	0	0	0	0	0	0	0	0	0	0
Borrowings	827	0	0	0	0	0	0	0	0	0
Lease Liability	0	0	0	0	0	0	0	0	0	0
Provisions	32,423	33,234	34,065	34,916	35,789	36,684	37,601	38,541	39,505	40,492
<b>Total current liabilities</b>	<b>94,242</b>	<b>88,604</b>	<b>91,701</b>	<b>71,069</b>	<b>72,409</b>	<b>75,163</b>	<b>75,404</b>	<b>78,207</b>	<b>80,479</b>	<b>82,195</b>
<b>Non-current liabilities</b>										
Payables	48	48	48	48	48	48	48	48	48	48
Borrowings	0	0	0	0	0	0	0	0	0	0
Lease Liability	0	0	0	0	0	0	0	0	0	0
Provisions	39,556	43,884	48,385	49,595	50,835	52,105	53,408	54,743	56,112	57,515
<b>Total non-current liabilities</b>	<b>39,604</b>	<b>43,932</b>	<b>48,433</b>	<b>49,643</b>	<b>50,883</b>	<b>52,153</b>	<b>53,456</b>	<b>54,791</b>	<b>56,160</b>	<b>57,563</b>
<b>Total liabilities</b>	<b>133,846</b>	<b>132,536</b>	<b>140,134</b>	<b>120,711</b>	<b>123,291</b>	<b>127,316</b>	<b>128,860</b>	<b>132,998</b>	<b>136,639</b>	<b>139,757</b>
<b>Net assets</b>	<b>3,834,474</b>	<b>3,920,250</b>	<b>4,007,540</b>	<b>4,023,273</b>	<b>4,041,718</b>	<b>4,061,694</b>	<b>4,089,786</b>	<b>4,118,209</b>	<b>4,153,080</b>	<b>4,193,264</b>
<b>EQUITY</b>										
Retained earnings	3,527,101	3,612,877	3,700,167	3,715,900	3,734,345	3,754,322	3,782,413	3,810,835	3,845,707	3,885,891
Reserves	307,373	307,373	307,373	307,373	307,373	307,373	307,373	307,373	307,373	307,373
<b>Total equity</b>	<b>3,834,474</b>	<b>3,920,250</b>	<b>4,007,540</b>	<b>4,023,273</b>	<b>4,041,718</b>	<b>4,061,695</b>	<b>4,089,786</b>	<b>4,118,208</b>	<b>4,153,080</b>	<b>4,193,264</b>

Statement of Cash Flows										
Year	BASE YEAR 2023/24 LTFF \$'000	3Y PLAN 2024/25 LTFF \$'000	3Y PLAN 2025/26 LTFF \$'000	LTFF 2026/27 LTFF \$'000	LTFF 2027/28 LTFF \$'000	LTFF 2028/29 LTFF \$'000	LTFF 2029/30 LTFF \$'000	LTFF 2030/31 LTFF \$'000	LTFF 2031/32 LTFF \$'000	LTFF 2032/33 LTFF \$'000
<b>Cash flows from operating activities</b>										
<b>Receipts:</b>										
Rates and annual charges	213,363	220,234	227,330	234,659	242,227	250,044	258,118	266,456	275,068	283,964
User charges and fees	42,962	45,899	48,811	50,777	52,823	54,951	57,164	59,467	61,863	64,355
Interest and investment revenue	19,910	20,394	20,987	21,821	22,687	23,588	24,526	25,500	26,513	27,567
Grants and contributions	149,758	113,579	110,550	46,830	47,324	48,049	48,802	49,582	50,391	51,230
Bonds, deposits and retention received										
Other revenues	21,890	21,428	22,166	22,869	23,820	24,595	25,623	26,696	28,628	27,350
<b>Payments:</b>										
Employee benefits and on-costs	(144,933)	(151,237)	(156,374)	(165,245)	(170,163)	(174,461)	(175,717)	(183,297)	(185,804)	(189,744)
Materials and contracts	(72,057)	(69,550)	(71,340)	(74,776)	(77,245)	(80,075)	(82,723)	(85,759)	(89,692)	(89,782)
Borrowing costs	(109)	0	0	0	0	0	0	0	0	0
Bonds, deposits and retention refunded										
Other expenses	(48,845)	(51,039)	(50,700)	(52,449)	(54,121)	(57,306)	(57,786)	(59,792)	(61,267)	(63,398)
<b>Net cash provided (or used in) operating activities</b>	<b>181,939</b>	<b>149,709</b>	<b>151,430</b>	<b>84,485</b>	<b>87,353</b>	<b>89,385</b>	<b>98,006</b>	<b>98,854</b>	<b>105,701</b>	<b>111,541</b>
<b>Cash flows from investing activities</b>										
<b>Receipts:</b>										
Sale of investments	109,176	99,665	14,709	0	0	0	0	0	0	0
Sale of fixed assets	0	0	0	0	0	0	0	0	0	0
Contributions received from joint ventures and associates										
<b>Payments:</b>										
Purchase of investments	0	0	0	(30,948)	(35,621)	(34,372)	(49,502)	(46,074)	(51,786)	(56,209)
Purchase of fixed assets	(285,703)	(248,547)	(166,139)	(53,536)	(51,732)	(55,013)	(48,503)	(52,780)	(53,915)	(55,332)
<b>Net cash provided by (or used in) investing activities</b>	<b>(176,527)</b>	<b>(148,882)</b>	<b>(151,430)</b>	<b>(84,485)</b>	<b>(87,353)</b>	<b>(89,385)</b>	<b>(98,006)</b>	<b>(98,854)</b>	<b>(105,701)</b>	<b>(111,541)</b>
<b>Cash flows from financing activities</b>										
<b>Receipts:</b>										
Borrowings and advances										
Other										
<b>Payments:</b>										
Borrowings and advances	(2,003)	(827)	0	0	0	0	0	0	0	0
Lease liabilities	(3,408)	0	0	0	0	0	0	0	0	0
Other										
<b>Net cash provided by (or used in) financing activities</b>	<b>(5,412)</b>	<b>(827)</b>	<b>0</b>	<b>0</b>	<b>0</b>	<b>0</b>	<b>0</b>	<b>0</b>	<b>0</b>	<b>0</b>
<b>Net increase/(decrease) in cash and cash equivalents</b>	<b>0</b>	<b>0</b>	<b>0</b>	<b>0</b>	<b>0</b>	<b>0</b>	<b>0</b>	<b>0</b>	<b>0</b>	<b>0</b>
<b>Cash and cash equivalents at beginning of reporting period</b>	<b>50,000</b>	<b>50,000</b>	<b>50,000</b>	<b>50,000</b>	<b>50,000</b>	<b>50,000</b>	<b>50,000</b>	<b>50,000</b>	<b>50,000</b>	<b>50,000</b>
<b>Cash and cash equivalents at end of reporting period</b>	<b>50,000</b>	<b>50,000</b>	<b>50,000</b>	<b>50,000</b>	<b>50,000</b>	<b>50,000</b>	<b>50,000</b>	<b>50,000</b>	<b>50,000</b>	<b>50,000</b>

Performance Measures											
Year	BASE YEAR 2023/24 LTFF	3Y PLAN 2024/25 LTFF	3Y PLAN 2025/26 LTFF	LTFF 2026/27 LTFF	LTFF 2027/28 LTFF	LTFF 2028/29 LTFF	LTFF 2029/30 LTFF	LTFF 2030/31 LTFF	LTFF 2031/32 LTFF	LTFF 2032/33 LTFF	Benchmark
Operating performance ratio	-1.4%	-1.7%	-0.1%	-2.1%	-1.3%	-0.9%	1.2%	1.2%	2.6%	3.8%	> 0%
Own source operating revenue ratio	74%	68%	73%	75%	87%	88%	88%	88%	88%	88%	> 60%
Unrestricted current ratio	1.2	0.8	0.9	1.5	2.0	2.4	3.1	3.5	4.1	4.7	> 1.5
Debt service cover ratio	28	67	N/A	N/A	N/A	N/A	N/A	N/A	N/A	N/A	> 2
Rates, annual charges, interest and extra charges outstanding percentage	4.5%	4.5%	4.5%	4.5%	4.5%	4.5%	4.5%	4.5%	4.5%	4.5%	< 5%
Cash expense cover ratio	3.65m	2.45m	2.55m	3.25m	4.07m	4.8m	5.95m	6.82m	7.86m	8.99m	> 3 m

## Appendix 2: Rate Pegging Scenarios Comparison - 10 Years Cumulative Impact

\$millions	Base Year	3Y Plan	3Y Plan	3Y Plan	LTFF	LTFF	LTFF	LTFF	LTFF	LTFF	LTFF	Notional Loss
	2023/24 Budget	2024/25 LTFF	2025/26 LTFF	2026/27 LTFF	2027/28 LTFF	2028/29 LTFF	2029/30 LTFF	2030/31 LTFF	2031/32 LTFF	2032/33 LTFF	10 Year LTFF	10 Year LTFF
<b>Rates &amp; Annual Charges Revenue</b>												
No Rate Pegging	\$213.4	\$220.2	\$227.3	\$234.7	\$242.2	\$250.0	\$258.1	\$266.5	\$275.1	\$284.0	\$2,471.5	(\$79.1)
1% Rate Pegging	\$215.0	\$221.9	\$229.1	\$236.5	\$244.1	\$252.0	\$260.1	\$268.5	\$277.2	\$286.1	\$2,490.5	(\$60.1)
2% Rate Pegging	\$216.7	\$223.7	\$230.9	\$238.3	\$246.0	\$253.9	\$262.1	\$270.5	\$279.3	\$288.3	\$2,509.5	(\$41.1)
3.7% Rate Pegging	\$220.6	\$227.1	\$234.5	\$242.1	\$249.9	\$258.0	\$266.4	\$275.0	\$283.9	\$293.1	\$2,550.6	\$0.0
<b>Underlying Operating Result</b>												
No Rate Pegging	(\$4.7)	(\$5.4)	(\$0.2)	(\$7.2)	(\$4.3)	(\$2.7)	\$5.4	\$5.8	\$12.1	\$17.4	\$16.3	(\$79.1)
1% Rate Pegging	(\$3.0)	(\$3.7)	\$1.6	(\$5.4)	(\$2.4)	(\$0.8)	\$7.4	\$7.8	\$14.2	\$19.6	\$35.3	(\$60.1)
2% Rate Pegging	(\$1.4)	(\$2.0)	\$3.3	(\$3.6)	(\$0.5)	\$1.1	\$9.4	\$9.8	\$16.3	\$21.7	\$54.3	(\$41.1)
3.7% Rate Pegging	\$2.6	\$1.5	\$7.0	\$0.2	\$3.4	\$5.2	\$13.7	\$14.3	\$20.9	\$26.6	\$95.4	\$0.0